

# AQ-SPEC

## Air Quality Sensor Performance Evaluation Center

### Sensor Description

Manufacturer/Model:

Aeroqual/  
AQY v1.0

Pollutants:

PM<sub>2.5</sub>  
mass concentration

Time Resolution:

1-min

Type: Optical



### Additional Information

Field evaluation report:

<http://www.aqmd.gov/aq-spec/evaluations/field>

Lab evaluation report:

<http://www.aqmd.gov/aq-spec/evaluations/laboratory>

AQ-SPEC website:

<http://www.aqmd.gov/aq-spec>

### Evaluation Summary

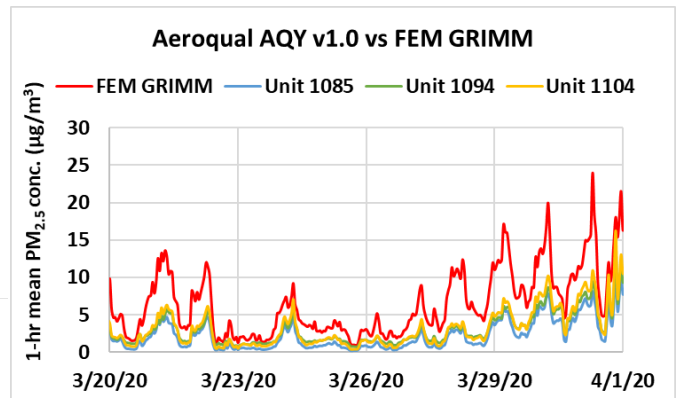
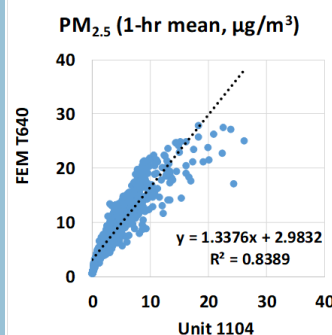
- Overall, the accuracy of the Aeroqual AQY v1.0 sensors was fairly constant (~73% to 85%) over the range of PM<sub>2.5</sub> mass concentration tested. Overall, the Aeroqual AQY v1.0 sensors underestimated PM<sub>2.5</sub> measurements from FEM GRIMM in the laboratory experiments at 20 °C and 40% RH.
- The Aeroqual AQY v1.0 sensors exhibited high precision for all T/RH combinations and all PM concentrations.
- The Aeroqual AQY v1.0 sensors (IDs: 1085, 1094 and 1104) showed low to moderate intra-model variability for the field and laboratory evaluations.
- Data recovery was ~ 100% from all units in the field and laboratory evaluations.
- For PM<sub>2.5</sub>, the Aeroqual AQY v1.0 sensors showed strong correlations with the corresponding FEM GRIMM data ( $0.77 < R^2 < 0.85$ ) in the field evaluations and very strong correlations with FEM GRIMM in the laboratory evaluations ( $R^2 > 0.99$  for PM<sub>2.5</sub>).
- The same three Aeroqual AQY v1.0 units were tested both in the field (1<sup>st</sup> stage of testing) and in the laboratory (2<sup>nd</sup> stage of testing).

### Field Evaluation Highlights

- Deployment period 02/20/2020 - 04/22/2020: the three Aeroqual AQY v1.0 sensors showed strong correlations with the corresponding FEM GRIMM for PM<sub>2.5</sub> mass concentrations.
- The units showed low intra-model variability and data recovery was ~ 100%.

1-hr mean, all Ref. Inst.

PM<sub>2.5</sub>:  $0.77 < R^2 < 0.85$



Coefficient of Determination ( $R^2$ ) quantifies how the three sensors followed the PM<sub>2.5</sub> concentration change by the reference instruments.

An  $R^2$  approaching the value of 1 reflects a near perfect agreement, whereas a value of 0 indicates a complete lack of correlation.

# Laboratory Evaluation Highlights

## Accuracy (PM<sub>2.5</sub>)

$$A (\%) = 100 - \frac{|\bar{X} - \bar{R}|}{\bar{R}} * 100$$

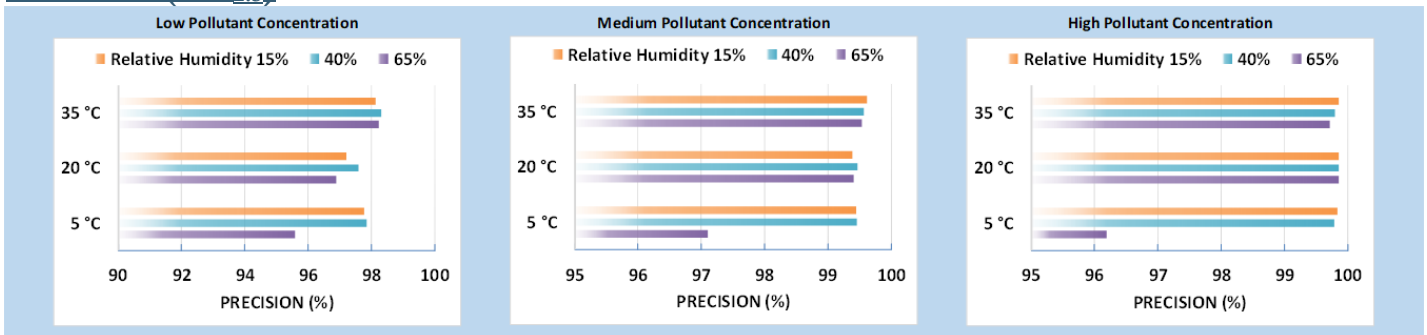
Steady state #	Sensor Mean (µg/m <sup>3</sup> )	FEM GRIMM (µg/m <sup>3</sup> )	Accuracy (%)
1	7.3	8.7	84.3
2	12.7	14.8	85.4
3	36.6	48.1	76.1
4	109.4	149.4	73.3
5	190.3	250.3	76.0

Accuracy was evaluated by a concentration ramping experiment at 20 °C and 40% RH. The sensor's readings at each ramping steady state are compared to the reference instrument.

A negative % means sensors' overestimation by more than two fold. The higher the positive value (close to 100%), the higher the sensor's accuracy.



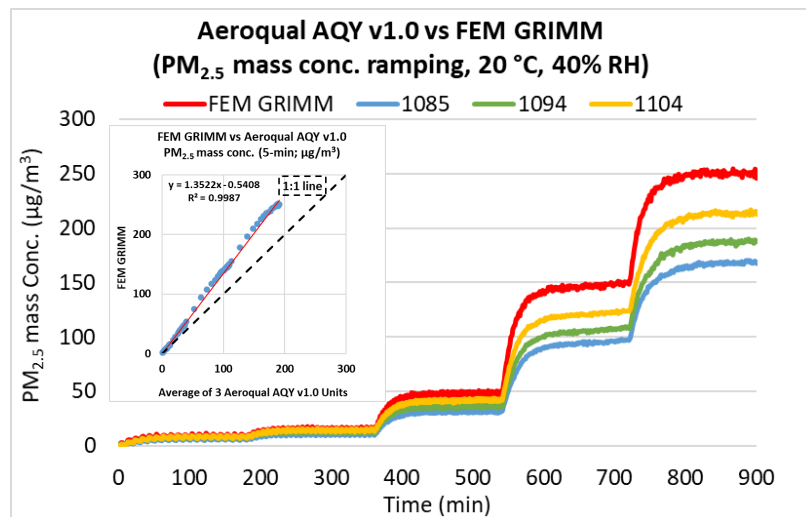
## Precision (PM<sub>2.5</sub>)



100% represents high precision.

Sensor's ability to generate precise measurements of PM<sub>2.5</sub> concentration at low, medium, and high pollutant levels were evaluated under 9 combinations of T and RH, including extreme weather conditions like cold and dry (5 °C and 15% RH), cold and humid (5 °C and 65% RH), hot and humid (35 °C and 65% RH), or hot and dry (35 °C and 15% RH).

## Coefficient of Determination



The Aeroqual AQY v1.0 sensors showed very strong correlations with the corresponding FEM PM<sub>2.5</sub> data ( $R^2 > 0.99$ ) at 20 °C/40% RH.

## Climate Susceptibility

From the laboratory studies, temperature and relative humidity had minimal effect on the Aeroqual AQY v1.0 sensors' precision. At the set-points of RH changes, the sensors showed spiked conc. changes for all PM levels at 5 °C and showed significant concentration variation for all PM levels at 5 °C/65% RH.

## Observed Interferents

N/A



All documents, reports, data, and other information provided in this document are for informational use only. Mention of trade names or commercial products does not constitute endorsement or recommendation. As a Government Agency, the South Coast AQMD and its AQ-SPEC program highly recommend interested entities to make use and purchase decisions based on the requirements of their study design, the technical aspects and features of their specific project applications.