


ASSEMBLY BILL (AB) 617
COMMUNITY AIR INITIATIVES




COMMUNITY EMISSIONS REDUCTION PLAN



WILMINGTON, CARSON,
WEST LONG BEACH

SEPTEMBER 2019

FINAL



SOUTH COAST
AIR QUALITY MANAGEMENT DISTRICT



**SOUTH COAST AIR QUALITY MANAGEMENT DISTRICT
GOVERNING BOARD**

Chairman: DR. WILLIAM A. BURKE
Speaker of the Assembly Appointee

Vice Chairman: BEN BENOIT
Council Member, Wildomar
Cities of Riverside County

MEMBERS:

LISA BARTLETT
Supervisor, Fifth District
County of Orange

JOE BUSCAINO
Council Member, 15th District
City of Los Angeles Representative

MICHAEL A. CACCIOTTI
Council Member, South Pasadena
Cities of Los Angeles County/Eastern Region

VANESSA DELGADO
Senate Rules Committee Appointee

JANICE HAHN
Supervisor, Fourth District
County of Los Angeles

LARRY MCCALLON
Mayor Pro Tem, Highland
Cities of San Bernardino County

JUDITH MITCHELL
Mayor, Rolling Hills Estates
Cities of Los Angeles County/Western Region

V. MANUEL PEREZ
Supervisor, Fourth District
County of Riverside

DWIGHT ROBINSON
Council Member, Lake Forest
Cities of Orange County

JANICE RUTHERFORD
Supervisor, Second District
County of San Bernardino

VACANT
Governor's Appointee

EXECUTIVE OFFICER:

WAYNE NASTRI

THIS PAGE IS INTENTIONALLY LEFT BLANK

CONTRIBUTORS

South Coast Air Quality Management District (South Coast AQMD)

Wayne Nastri
Executive Officer

Jill Whynot
Chief Operating Officer

Philip M. Fine, Ph.D.
Deputy Executive Officer
Planning, Rule Development & Area Sources

Jo Kay Ghosh, Ph.D.
Director of Community Air Programs/Health
Effects Officer
Planning, Rule Development & Area Sources

Dan Garcia
Planning and Rules Manager
Planning, Rule Development & Area Sources

Diana Thai
Program Supervisor
Planning, Rule Development & Area Sources

Authors

Dianne Sanchez, Ph.D. – Air Quality Specialist
Margaret Isied – Assistant Air Quality Specialist
Khadeeja Abdullah, Ph.D. – Temporary AQ Specialist
Arlene Farol – Senior Public Information Specialist
Payam Pakbin, Ph.D. – Program Supervisor

Nicole Silva – Air Quality Specialist
Pedro Piqueras, Ph.D. – Air Quality Specialist
Luke Eisenhardt – Air Quality Specialist
Sang-Mi Lee, Ph.D. – Program Supervisor
Pavan Rami – Staff Specialist

Contributors

Planning, Rule Development & Area Sources

Susan Nakamura – Assistant Deputy Executive Officer
Tracy Goss – Manager
Ian MacMillan - Manager
Brian Choe – Program Supervisor
Heather Farr – Program Supervisor
Victoria Moaveni – Program Supervisor
Barbara Radlein – Program Supervisor
Nishanth Krishnamurthy, Ph.D. – Air Quality Specialist
Jong Hoon Lee, Ph.D. – Air Quality Specialist
Steve Tsumura – Air Quality Specialist

Sarah Rees, Ph.D. – Assistant Deputy Executive Officer
Michael Krause – Manager
Zorik Pirveysian – Manager
Scott Epstein, Ph.D. – Program Supervisor
Victor Juan – Program Supervisor
Kevin Orellana – Program Supervisor
Fortune Chen – Senior Air Quality Engineer
Sarady Ka – Air Quality Specialist
Marc Carreras Sospedra, Ph.D. – Air Quality Specialist
Xinqiu Zhang, Ph.D. – Senior Staff Specialist

Legislative & Public Affairs/Media Office

Derrick Alatorre – Deputy Executive Officer
Lisa Tanaka O'Malley – Senior Public Affairs Manager
Evangelina Barrera – Sr. Public Information Specialist
Ryan Stromar – Sr. Public Information Specialist
Daniel Wong – Sr. Public Information Specialist

Fabian Wesson – Assistant Deputy Executive Officer
Ricardo Rivera – Senior Staff Specialist
Alicia Rodriguez – Sr. Public Information Specialist
Gina Triviso – Sr. Public Information Specialist

Science & Technology Advancement

Matt Miyasato, Ph.D. – Deputy Executive Officer
Jason Low, Ph.D. – Assistant Deputy Executive Officer
Andrea Polidori, Ph.D. – Atmospheric Measurements Manager
Olga Pikelnaya, Ph.D. – Program Supervisor
Sina Hasheminassab, Ph.D. – Air Quality Specialist
Faraz Ahangar, Ph.D. – Air Quality Specialist
Mohammed Sowlat, Ph.D. – Air Quality Specialist

Naveen Berry – Assistant Deputy Executive Officer
Vicki White – Manager
Walter Shen – Program Supervisor
Mei Wang – Program Supervisor
Patricia Kwon – Air Quality Specialist
Krystle Martinez – Air Quality Specialist

Office of Compliance and Enforcement

Marian Coleman – Deputy Executive Officer
Jason Aspell – Senior Enforcement Manager
Victor Yip – Senior Enforcement Manager
Kiersten Melville – AQ Analysis & Compliance Supervisor
Joseph Liaw – Supervising AQ Inspector

Terrence Mann – Assistant Deputy Executive Officer
Rafael Reynosa – Senior Enforcement Manager
Jack Cheng – AQ Analysis & Compliance Supervisor
Rhonda Laugeson – Supervising AQ Inspector

Legal

Shelbi Walker – Staff Specialist

Elizabeth White – Administrative Secretary

Reviewers

Barbara Baird, J.D. – Chief Deputy Counsel
Teresa Barrera, J.D. – Senior Deputy District Counsel
Stacey Pruitt, J.D. – Senior Deputy District Counsel

Nicholas Sanchez, J.D. – Assistant Chief Deputy Counsel
Daphne Hsu, J.D. – Senior Deputy District Counsel

Production

Ann Scagliola – Administrative Secretary
Erica Nava – Temporary Office Assistant
Faye Thomas – Senior Administrative Secretary

Angela Kim – Senior Administrative Secretary
Emily Bangar-Martinez – Student Intern
South Coast AQMD Print Shop

Table of Contents

Executive Summary

Executive Summary _____	ES-1
The Reader’s Guide to the Community Emissions Reduction Plan (CERP) _____	ES-2
Summary of Response to Comments _____	ES-3

Chapter 1: Introduction

Introduction _____	1-1
Purpose of the CERP _____	1-2
CERP Development Process and Emphasis on Community Input _____	1-2
About this Community _____	1-2

Chapter 2: Community Outreach, Community Steering Committee, and Public Process

Introduction _____	2-1
Community Liaisons _____	2-1
Community Kick-Off Meeting _____	2-2
Community Steering Committee (CSC) _____	2-3
CSC Roster _____	2-3
CSC Meeting Schedule _____	2-5
CSC Charter _____	2-6
Meeting Facilitator _____	2-6
Social Media Report _____	2-6
Community Webpage _____	2-7
Community Bus Tour and Committee Presenters _____	2-8
Technical Advisory Group _____	2-10
Additional Community Engagement _____	2-12

Chapter 3a: The Community Profile

Introduction _____	3a-1
Community Boundary, Air Quality Concerns, and Air Quality Priorities _____	3a-1
Community Air Pollution Profile and Related Data _____	3a-8

Chapter 3b: Emissions Inventory and Source Attribution

Introduction	3b-1
Base Year Emissions Inventory and Source Attribution	3b-2
Stationary and Area Sources	3b-6
On-road Mobile Sources	3b-9
Off-road Mobile Sources	3b-12
Future Year Emissions Inventory and Source Attribution	3b-15
Stationary and Area Sources	3b-19
On-road Mobile Sources	3b-20
Off-road Mobile Sources	3b-22
Summary	3b-24

Chapter 4: Enforcement Plan

Introduction	4-1
Overview of Enforcement Program – Purpose and Jurisdiction	4-1
Enforcement History	4-2
South Coast AQMD Enforcement History in this Community	4-2
CARB Enforcement History in this Community	4-4
Enforcement Approach - Program Structures	4-7
South Coast AQMD’s Office of Compliance and Enforcement	4-7
CARB Enforcement’s Program Structure	4-9
How the Public Helps Reduce Air Pollution	4-11
Technology	4-11
The Interagency Approach	4-13
Enforcement Considerations	4-14

Chapter 5: Actions to Reduce Air Pollution Emissions or Exposures

5a: Overview	5a-1
5b: Refineries	5b-1
5c: Ports	5c-1
5d: Neighborhood Truck Traffic	5d-1
5e: Oil Drilling and Production	5e-1
5f: Railyards	5f-1
5g: Schools, Childcare Centers, and Homes	5g-1
5h: Implementation Schedule	5i-1
5i: California Environmental Quality Act (CEQA) Analysis Summary	5j-1

Chapter 6: Air Monitoring Summary

Air Monitoring Summary	6-1
------------------------	-----

Appendices

Appendix 2: Community Outreach, Community Steering Committee, and Public Process _____	Appendix 2-1
Appendix 3a: Community Profile _____	Appendix 3a-1
Appendix 3b: Source Attribution _____	Appendix 3b-1
Appendix 4: Enforcement Plan _____	Appendix 4-1
Appendix 5b: Refineries _____	Appendix 5b-1
Appendix Response to Comments _____	Appendix RTC-1

THIS PAGE IS INTENTIONALLY LEFT BLANK

EXECUTIVE SUMMARY

THIS PAGE IS INTENTIONALLY LEFT BLANK

Executive Summary

This Community Emissions Reduction Plan (CERP) outlines the actions and commitments by the Community Steering Committee (CSC), the South Coast AQMD, and the California Air Resources Board (CARB), to reduce air pollution in the Wilmington, Carson, West Long Beach community. An essential piece of the Assembly Bill (AB) 617 program is the partnership and collaboration with the community to ensure that the CERP addresses the community's air quality priorities. At the center of these efforts is the CSC that was established, in part, to participate in the development and implementation of these plans. The CSC is a diverse group of people who live, work, own businesses, and/or attend school within the community. Local land use agencies and public health agencies that serve the community are also part of the CSC. CSC members provided guidance, insight, critique, and community wisdom, all of which were elements in the development of the CERP. The CERP is a critical part of implementing AB 617, which is a California law that addresses the disproportionate impacts of air pollution in environmental justice communities. The AB 617 program aims to invest new resources and conduct focused actions in these communities to improve air quality as a step toward environmental equity.

The Wilmington, Carson, West Long Beach community identified the following air quality priorities to be addressed by this plan:

- Refineries
- Ports
- Neighborhood Truck Traffic
- Oil Drilling and Production
- Railyards
- Schools, Childcare Centers, and Homes

At its core, this plan seeks to address the identified priorities with actions that reduce air pollution emissions from sources within this local community as well as reduce air pollution exposures to the people in this community. This plan includes targeted actions using many complementary strategies, including developing and enforcing regulations, providing incentives to accelerate the adoption of cleaner technologies, and conducting outreach to provide useful information to support the public in making informed choices. Additionally, air monitoring strategies will be used to help provide critical information to help guide investigations or provide public information. Collaborative efforts with other agencies, organizations, businesses, and other stakeholders will amplify the impact of these actions. Many of the actions will only be conducted during the timeframe of this plan; however, there are also many actions (such as regulation, ongoing enforcement activities, and certain incentive programs) that will be ongoing activities conducted by the South Coast AQMD.

This plan focuses on improving air quality in the Wilmington, Carson, West Long Beach community, through concentrated efforts and community partnerships. The CSC will continue to be engaged throughout the process of implementing the CERP and tracking its progress.

The Reader's Guide to the CERP

The opening chapters provide background information about the AB 617 program and timeline (Chapter 1), the CSC process and community engagement (Chapter 2), and information about the air pollution sources in the community (Chapter 3).

Information about past and ongoing enforcement activities conducted by both the South Coast AQMD and CARB enforcement staff are described in Chapter 4. This information will provide insights into enforcement going forward.

The specific actions to be implemented are described in Chapter 5 – Actions to Reduce Community Air Pollution. This chapter is organized by air quality priority area, and the strategies proposed for each priority area are presented in the CERP action templates. Within each CERP action, the responsible entities are identified, along with the timeframe and goals for implementing the proposed action. The CERP actions are numbered in the order in which they are presented in each section. Chapter 5 also includes a California Environmental Quality Act (CEQA) analysis based on the proposed actions within this plan.

A summary of the air monitoring approach is included in Chapter 6. These efforts are described in much greater detail in the Community Air Monitoring Plan (CAMP),¹ which serves as the sister document to the CERP. The actions described in Chapter 5 include specific air monitoring activities, as they relate to other specific actions in the CERP. The CAMP describes the overall air monitoring approach to address the community air quality priorities. Findings from air monitoring will help to evaluate next steps, and South Coast AQMD staff will work with the CSC to review findings and make necessary adjustments.

The Appendices to the CERP will include additional reference material related to the CERP content.

References

1. South Coast AQMD, Community Air Monitoring Plan for Wilmington, Carson, West Long Beach, http://www.aqmd.gov/docs/default-source/ab-617-ab-134/camps/wcwlb_camp.pdf, Accessed July 16, 2019.

Summary of Response to Comments

The CSC, South Coast AQMD, and CARB closely collaborated to develop the Wilmington, Carson, West Long Beach CERP. Development of the CERP occurred over a year-long process that included 9 CSC meetings, 3 Technical Advisory Group (TAG) meetings, 2 Community Workshops, and over 25 individual meetings. The South Coast AQMD staff received over 200 comments from industry trade organizations, businesses, government agencies, community residents, environmental organizations, and other entities for the CERP. The table summarizes each comment and identifies if the commenter's request is included (●) or not included (◆) in the CERP. The table also provides a brief staff response that explains where requests that are included in the CERP can be found or why the request was not included. More detailed responses to comments can be found in Appendix Response to Comments (RTC) of the Wilmington, Carson, West Long Beach CERP.

#	Comment	Commenter(s)	Included = ● Not Included = ◆	Staff Response
General Comments on the CERP				
i	The CERP needs to include quantifiable emission reduction targets (e.g., in tons per year, percentages per year), or a method for quantifying emissions	Alicia Rivera (Communities for a Better Environment, CBE), Dulce Altamirano (Wilmington Active Resident), Jill Johnston (University of Southern California (USC))	●	Estimated emission reductions have been included in Chapter 5a, which specifies the tons per year reductions that will be achieved through mobile source incentives, mobile source regulation measures (CARB), and stationary source regulations. Staff has added emission reduction goals and a VOC quantification method for refineries in Chapter 5b. Staff will commit to the further development of a VOC methodology through the Technical Advisory Group (TAG).

#	Comment	Commenter(s)	Included = ● Not Included = ◆	Staff Response
ii	Source attribution should include baseline emissions, facility specific data, and source-specific data, including refinery-specific data. Data should also determine the pollutants driving exposure risk and areas where concentrations are highest, and identify equipment contributing to air pollution, what controls are available, and additional efforts being made.	Alyssa Beltran (Los Angeles County DPH), Alicia Rivera (CBE), McKina Alexander (City of Carson), Maribel Alejandre (SBCC Thrive LA), Chris Chavez (Coalition for Clean Air, CAA), Susan Stark (Marathon Petroleum)	●	Source attribution data is provided in Chapter 3b and includes baseline emissions and source-specific data. Emissions data for each refinery in the community is provided in Appendix 5b. Diesel PM is the main air toxics risk driver in the community as a whole, and the CERP includes specific actions to reduce diesel PM. Additionally, the source attribution analysis identifies refineries to be significant sources of NOx and VOCs, and the CERP includes actions to address these sources as well. A thorough analysis of the emission sources and controls will be conducted as a part of the rule development process.
iii	Develop goals, metrics, and a step-by-step plan, establish timeframes and deadlines, and track progress (annual reports).	Jesse Marquez (CFASE), Janet Whittick (California Council for Environmental and Economic Balance, CCEEB), Alicia Rivera (CBE), Alyssa Beltran (LA County DPH), Chris Chavez (CCA), Sylvia Arredondo (Wilmington Active Resident)	●	A step-by-step plan for each action has been incorporated within the "Course of Action". Each action contains goals and estimated timelines. The goals include metrics designed to measure the progress of the CERP. As outlined in the Blueprint, annual progress reports will be a part of the AB 617 process for the CERP to demonstrate progress towards meeting these goals.

#	Comment	Commenter(s)	Included = ● Not Included = ◆	Staff Response
iv	Emission reductions should meet the State Implementation Plan (SIP) creditable criteria. However, emission reductions that do not meet these criteria should not be excluded.	Christopher Chavez (CCA)	●	South Coast AQMD staff continues to pursue a suite of actions to achieve emission reductions, including some that meet SIP creditable criteria, and some that do not meet the criteria but are equally important to reducing emissions, providing outreach and education, or reducing exposure to emissions in this community.
v	Perform a community health assessment to have quantifiable goals and targets	Alicia Rivera (CBE), Chris Chavez (CCA), Sylvia Betancourt (LBACA), Jill Johnston (USC), Florence Gharibian (Del Amo Action Committee)	◆	<p>Conducting a health study to establish a health baseline and track improvements will not provide a direct measurement of the success of the AB 617 program as there are many factors which contribute to health outcomes. Emission reductions in the CERP will provide long-term benefits for public health. Consistent with CARB’s Blueprint, the CERP includes a series of specific metrics to directly measure implementation of the strategies for each of the actions. Key metrics include emission reduction goals for refinery emissions within the community, reduction of flaring, commitments for air measurements, and rule development to address fugitive VOC emissions.</p> <p>The overall goal of AB 617 and the CERP is to improve public health from air quality related issues within the community. The CERP includes actions and strategies to meet this goal. Chapter 5g includes actions for direct public health improvement programs (e.g., asthma management programs).</p>

#	Comment	Commenter(s)	Included = ● Not Included = ◆	Staff Response
vi	Use District expertise to determine air quality priorities and not solely on public input	Alicia Rivera (Communities for a Better Environment), Chris Chavez (CCA)	●	The CERP focuses on air quality concerns prioritized by the CSC, and staff provided input and ideas on strategies and actions that can be taken to address those concerns. The actions in the CERP are a product of the work of the CSC and staff together.
vii	Few actions include actual regulations that are above and beyond due to AB 617. There should be more regulations with direct emission reductions are included in the CERP.	Alicia Rivera (Communities for a Better Environment)	●	Actions specified in the CERP have been written to address the air pollution sources prioritized by the CSC. These actions are community-specific and go beyond existing South Coast AQMD efforts as outlined in the Air Quality Management Plan (AQMP). The CERP includes rule development on South Coast AQMD Rules 1118, 1142, 1148 series, 1173, 1178, and 1109.1, along with Facility-Based Mobile Source Measures (FBMSM). Additional CARB rule development is also included in the CERP.
viii	Complete a facility specific risk reduction audit	Alyssa Beltran (LA County DPH)	●	Facility specific risk assessments are conducted through the AB 2588 Air Toxics “Hot Spots” Program. Facilities within the Wilmington, Carson, West Long community that are currently in the AB 2588 program at the South Coast AQMD have been identified in Appendix 3a. Those facilities that have been identified as a high priority would have either been notified to reduce their risk or have already reduced their risk such that they may no longer rank high on the prioritization list.

#	Comment	Commenter(s)	Included = ● <u>Not</u> Included = ◆	Staff Response
ix	CERP does not mention BARCT requirements or provide an update on the status of the Technology Clearinghouse	Alicia Rivera (CBE); Chris Chavez (CCA); Bridget McCann (Western States Petroleum Association, WSPA)	●	<p>RECLAIM NOx facilities, facilities with annual emissions over 4 tons, will transition to a command-and-control regulatory structure to meet BARCT. This includes the rule development efforts for PR 1109.1, which will specify BARCT requirements for refinery equipment (see Chapter 5b, Action 5 for more detail). Appendix 3a identifies all the RECLAIM facilities in this community.</p> <p>Before facilities can transition out of RECLAIM, a corresponding command-and-control rule for each piece of equipment is needed. As a result, the South Coast AQMD staff is conducting a BARCT assessment for all NOx rules that are part of the RECLAIM transition. If the BARCT assessment lowers the NOx emission limit in an existing command-and-control rule, non-RECLAIM facilities will also be impacted and will need to make further emission reductions. The BARCT assessment for a number of NOx proposed and proposed amended rules is still currently being conducted and the list of affected non-RECLAIM facilities is not currently known. South Coast AQMD is working closely with CARB to provide data for the Technology Clearinghouse and is expected to be fully implemented by the end of the implementation period of this CERP. Information regarding the Technology Clearinghouse schedule for each air district is on the CARB website.</p>

#	Comment	Commenter(s)	Included = ● <u>Not</u> Included = ◆	Staff Response
x	CERPs should include a discussion of what funds (i.e., incentives) have been allocated to date and how investments will achieve quantifiable results and community benefits	Janet Whittick, California Council for Environmental and Economic Balance (CCEEB), McKina Alexander (City of Carson)	●	This information will be provided in the annual progress reports, and also provided to the CSC as part of the periodic updates.
xi	CERP should not rely only on incentives measures, because they are not required reductions. Actions need direct emission reductions or enforcement.	Sylvia Arredondo (Wilmington Active Resident), Chris Chavez (CCA), Alicia Rivera (CBE)	●	Incentives are among the strategies used in the CERP because they can bring expedited emissions reductions above and beyond current requirements. However, the CERP does not rely on any one type of strategy, and instead uses a combination of strategies to reduce emissions, including regulation, enforcement, air monitoring, outreach and incentives. The totality of these actions will bring emission reductions to this community, as quantified in Chapter 5a.

#	Comment	Commenter(s)	Included = ● <u>Not</u> Included = ◆	Staff Response
xii	Toxics need to be part of the CERP discussion and targets in the CSC. The CSC should remain informed about how these rules result in emissions reductions in their community.	Chris Chavez (CCA)	●	Actions in the CERP have been included to address criteria pollutant and toxic air contaminants. There are six actions that will reduce diesel particulate emissions from ships, harbor craft, port equipment, trucks, railyards and oil drilling and production sites. In addition, there are five actions that target VOC emissions from refineries, oil wells, and oil tankers that will concurrently reduce other toxic air contaminant emissions such as benzene, toluene, ethylbenzene, and xylene. South Coast AQMD is committed to informing the CSC of any rule development updates during the scheduled quarterly CSC meetings.
xiii	Require zero-emission technologies as soon as possible for all priorities.	Jesse Marquez (CFASE)	●	Zero-emission technologies that are commercially available and technologically feasible will be prioritized; however, where zero-emission technologies are not available or feasible, cleaner technology (i.e., near zero) will be prioritized.

#	Comment	Commenter(s)	Included = ● <u>Not</u> Included= ◆	Staff Response
Oil Drilling and Production				
i	Support a 2,500 foot buffer zone, or setback, between residents and oil and gas operations.	Alicia Rivera (CBE), Chris Chavez (CCA), McKina Alexander (City of Carson), Sylvia Arredondo (Wilmington Active Resident)	◆	The South Coast AQMD is aware that the City of Los Angeles is looking at the feasibility of establishing setbacks for sensitive receptors within a specified distances of an existing or a new oil and gas well. The City of Los Angeles' report recognized that other engineering and operational controls can provide additional public health protection. The CERP includes an action that is based on engineering and operational controls that focuses on oil drilling and production that can complement efforts at the City of Los Angeles or other local jurisdictions. These control strategies are designed to improve early leak detection, reduce fugitive emissions from leaking wells, use of advanced air measurement technologies to screen wells, and follow-up investigation and enforcement activities to ensure leaks are fixed. This action includes rule development for Rule 1148 series and Rule 1173 to reduce emissions and improve reporting. The South Coast AQMD staff will monitor the City of Los Angeles' efforts on this issue.

#	Comment	Commenter(s)	Included = ● Not Included = ◆	Staff Response
ii	Add measures to capture emissions at oil and gas sites	Uduak-Joe Ntuk (LA City, OPNGAS)	◆	<p>Staff will monitor or inspect these sites during well rework and maintenance activities as resources are available. If elevated levels are observed through the monitoring efforts detailed in the CAMP, monitoring staff may remain at a location of concern for a longer period of time or compliance staff may follow up with an investigation to identify and address the emissions being generated during well rework and maintenance activities.</p> <p>The City of Los Angeles July 29, 2019 report “Council File No 17-0447 – Feasibility of Amending Current City Land Use Codes in Connection With Health Impacts at Oil and Gas Wells and Drill Sites” suggested that one possible way to improve health oversight is to have “Los Angeles County deputize the Los Angeles City Fire Department with health officer authority for oversight and inspections of oil and gas facilities within the City. This action would be proactive for future incidents and move away from a more reactive model of oversight while empowering our local emergency services agency, LAFD, to have more oversight related to oil and gas operation.”</p>
iii	Provide relocation assistance for industrial uses within residential neighborhoods	Marie Cobian (City of Los Angeles)	◆	Relocation of industrial uses would be outside of the South Coast AQMD’s authority.

#	Comment	Commenter(s)	Included = ● <u>Not</u> Included= ◆	Staff Response
iv	Maintain event and chemical reporting data for oil and gas in one integrated dataset that can be used by other agencies	Uduak-Joe Ntuk (LA City, OPNGAS)	◆	Staff will evaluate the feasibility of maintaining all reported datasets in a usable format to be used by other agencies.
v	Develop a plan with zero-emission technologies to eliminate the need for oil refineries and oil drilling and phase out fossil fuels over time.	Alicia Rivera (Communities for a Better Environment)	◆	The CERP includes actions to address the replacement of mobile source equipment (e.g., heavy-duty diesel trucks) with zero-emission technologies once they become available, and near-zero emission technologies until that time; thus, reducing the reliance on fossil fuels. Staff believes that any policy that aims to phase-out the use of fossil fuels needs to be coordinated with a number of state agencies, including the Public Utilities Commission (PUC), the California Energy Commission (CEC), and CARB. State law (SB 100, 2018) calls for a phase out of fossil fuels (zero-carbon goal) in the electricity generating sector by 2045. According to the Energy Information Administration, almost all petroleum used in California is used in the transportation sector. Under both the Clean Air Act and state law, South Coast AQMD does not have authority over the composition of motor vehicle fuels; so, the South Coast AQMD could not phase out fossil fuel use in motor vehicles.

#	Comment	Commenter(s)	Included = ● Not Included = ◆	Staff Response
vi	CERP should be linked to the Los Angeles County Department’s Community Health Improvement Plan (CHIP) to prioritize protecting public health near oil and gas facilities	Ray Cheung (SmartAir LA)	●	The Los Angeles County Department of Public Health is currently developing the new CHIP (2019-2025) and the details of the CHIP have not been finalized. Staff can commit to reviewing the finalized CHIP and incorporate air quality related information to address or mitigate emissions from oil drilling and production sites.
Refineries				
i	Refineries are not a high contributor to exposure levels in this community. Assess existing and available measures for reducing emissions from other contributing source categories.	Bridget McCann (WSPA)	●	In addition to refineries, the CERP includes actions for ports, neighborhood truck traffic, oil drilling and production, and railyards. Emissions from petroleum refineries, however, do account for a significant portion of the community total emissions. Refinery VOC emissions account for a substantial portion of emissions in the community, as supported by the source attribution data.
ii	Establish a moratorium on refineries, drilling expansions, and crude oils	Alicia Rivera (Communities for a Better Environment), Sylvia Betancourt (LBACA)	◆	South Coast AQMD has a number of regulations limiting emissions from refinery operations and other stationary sources. All new and modified equipment is subject to Regulation XIII which requires that best available control technology (BACT). If a project meets the requirements of South Coat AQMD rules, staff is required to issue permits for the project.

#	Comment	Commenter(s)	Included = ● Not Included = ◆	Staff Response
iii	Include a more comprehensive list of applicable regulations for refineries	Bridget McCann (WSPA)	●	Appendix 5b was revised to include a more comprehensive list of applicable regulations.
iv	Reduce flaring (including accidental), require flaring minimization plans, set a VOC standard, require optical remote sensing for flares and provide flare data online as BAAQMD does (daily). Evaluate the cumulative impact of flaring.	Sylvia Betancourt (LBACA) Alicia Rivera (CBE), Sylvia Arredondo (Wilmington – Active Resident)	◆	Accidental or unplanned flaring events may be addressed through the rule development process for Rule 1118. (Chapter 5b, Action 3). Suggestions will be assessed as a part of the rule development process.
v	Phase out modified hydrofluoric acid (MHF), but not through a MOU	Alicia Rivera (Communities for a Better Environment), Chris Chavez (CCA)	◆	South Coast AQMD is currently considering the issue of the storage and use of MHF at the two local refineries through the Proposed Rule 1410 rule development process.
vi	Require wet scrubbers for oil refinery fluid catalytic cracking units (FCCU) to be similar to BAAQMD	Alicia Rivera (Communities for a Better Environment)	◆	The PM10 emission limits required by Rule 1105.1 are the most stringent in the nation. Refineries can install electrostatic precipitators (ESPs), wet electrostatic precipitators (WESPs) or wet gas scrubbers or use more than one of these technologies to meet the Rule 1105.1 emission limits. The CERP commits South Coast AQMD staff to monitor the progress of the BAAQMD's rulemaking effort to assess whether additional PM emission reductions from FCCUs are feasible (see page 5b-4 of the CERP).

#	Comment	Commenter(s)	Included = ● Not Included = ◆	Staff Response
vii	Provide an inventory of boilers, heaters, and equipment specifications for refineries. Assess if all boilers and heaters meet BACT and require boilers and heaters to meet requirements beyond RECLAIM	Alicia Rivera (Communities for a Better Environment)	●	Staff has included this list in Appendix 5b.
viii	Provide an inventory of storage tanks. Include Fluxsense study results as part of the emissions inventory (i.e., VOC and benzene) to require tighter regulations.	Alicia Rivera (Communities for a Better Environment)	●	Staff added Action 4 to Chapter 5b to initiate rule development for amending Rule 1178 – VOC Emissions from Storage Tanks at Petroleum Facilities. Staff will reevaluate the emissions inventory to assess VOC and benzene impacts during the rule development process.
ix	Collect inventory data (monthly and annual volumes and characteristics) of crude oils for refineries.	Alicia Rivera (Communities for a Better Environment)	◆	The refineries consider specific information regarding the types of crude oils processed by their facilities to be confidential trade secret information. Although the South Coast AQMD does not collect that information, there are other entities, such as the California Energy Commission (CEC) that do. The CEC collects various types of information, such as total crude oil from the California refineries, and publishes the total crude oil capacity for each refinery on its website: https://ww2.energy.ca.gov/almanac/petroleum_data/refineries.html .

#	Comment	Commenter(s)	Included = ● Not Included = ◆	Staff Response
x	Provide a list of all technologies (including technologies for vapor recovery systems) and their efficiencies that can help reduce emissions at refineries. Identify all places these technologies can be applied, and then mandate these technologies	Jesse Marquez (CFASE), William Koons (Carson Active Resident)	◆	<p>All available technologies are reviewed during the rule development process and BARCT assessment; therefore the specific list of technologies cannot be provided until the rule development process occurs. Proposed Rule 1109.1 is currently undergoing the rule development process to evaluate BARCT for refinery equipment and a list of applicable boilers and at refineries and related processes may be found in Appendix 5b.</p> <p>Current technologies for vapor recovery can be addressed through the rule development process through amendments to Rule 1118, including the feasibility of replacing all gas pilot lights with non-gas pilot lighters.</p>
xi	Address smoke stacks at the refineries	Flavio Mercado (Wilmington Active Resident)	◆	<p>Refinery smokestacks are regulated by South Coast AQMD's Rule 401 – Visible Emissions, through opacity. In addition, Rules 1180 and 1118 will provide near-real time air quality information through fence line and community air monitoring systems (Rule 1180) or through flare video monitors (Rule 1118).</p>

#	Comment	Commenter(s)	Included = ● Not Included = ◆	Staff Response
Ports				
i	Ports should be subject to an Indirect Source Rule (ISR) instead of a MOU and require the Ports to meet air quality attainment goals and not just the Clean Air Action Plan (CAAP).	Jesse Marquez (CFASE), Chris Chavez (CCA)	◆	Per Governing Board direction, staff is currently working with the Ports of Los Angeles and Long Beach (Ports) staff to develop a MOU. In the event that the MOU approach with the Ports is not successful and emission reductions are not achieved, staff would recommend a regulatory approach, such as an ISR, to the Governing Board.
ii	CERP should be more aggressive in reducing air pollution from port sources	Chris Chavez (CCA)	●	Chapter 5c includes several major actions that will reduce emissions from port sources. These include working to support CARB’s rule development for the At-Berth, Commercial Harbor Craft, Cargo Handling Equipment, and Drayage Truck Regulations, developing an MOU to implement the Ports’ CAAP, and conducting focused enforcement activities on trucks and oil tankers.
iii	Allocate AB 617 funds for collaborative projects, such as utilizing funds to detect violations with aerial monitoring systems.	Alex Spataru (The Adept Group)	●	CARB believes there is merit in pursuing aerial monitoring of noncompliant vessels as a potential compliance screening tool. However, aerial monitoring in the European Union is used only as a screening tool to detect potentially non-compliant vessels and not as a direct method for enforcing fuel regulation. Sampling fuels on the vessels is the only way to determine whether a ship is compliant with that regulation.

#	Comment	Commenter(s)	Included = ● Not Included = ◆	Staff Response
Neighborhood Truck Traffic				
i	South Coast AQMD must complete Facility Based Mobile Source Measures (FBMSM) by the second quarter of 2020.	Chris Chavez (CCA)	●	Staff is committed to the development of FBMSM and will continue to hold working group meetings. South Coast AQMD's goal is to develop an MOU with the Ports in early 2020.
ii	Indirect Source Rules (ISR) should be included in neighborhood truck traffic	Chris Chavez (CCA)	●	Facility Based Mobile Source Measures (FBMSM) (which can include an ISR or an MOU) has been added to the Chapter 5d to address emissions from neighborhood truck traffic.
iii	Collaborations should be established with local government to move trucks away from sensitive receptors	Chris Chavez (CCA)	●	In Chapter 5d, Action 2, staff will work with the local cities to evaluate potential designated truck routes away from sensitive receptors and identify resources to enforce these routes.
iv	Work with Los Angeles Department of Transportation (LADOT) to establish physical barriers to prevent trucks from entering residential neighborhoods	Marie Cobian (City of LA)	●	South Coast AQMD will work with the appropriate agencies to evaluate the feasibility of this suggestion. This suggestion has been added in Chapter 5d, Action 2.

#	Comment	Commenter(s)	Included = ● <u>Not</u> Included= ◆	Staff Response
v	Add or replace sound walls along truck impacted corridors	McKina Alexander (City of Carson)	●	Sound walls are typically the purview of Caltrans or the Los Angeles County Metropolitan Transportation Authority. South Coast AQMD recognizes the potential exposure reduction benefit of sound walls along truck corridors, and can work with agencies to provide data on locations within the community that have high truck pollution impacts. This action has been added to Chapter 5d, Action 2.
vi	Requested a complaint line for truck idling caused by truck traffic	William Koons (Carson Active Resident)	●	City transportation departments may have data to track traffic. Traffic flow issues and congestion are not within the South Coast AQMD's expertise, but South Coast AQMD can partner with appropriate agencies and entities on air quality issues under South Coast AQMD's purview. Truck idling is allowed in certain situations, such as being stuck in traffic, queuing, or mechanical failure. Truck idling complaints can be submitted to 1-800-CUT-SMOG or 1-800-END-SMOG.
vii	There should also be smoking truck patrols at the port area	Greg Roche (Clean Energy)	●	CARB intends to conduct enhanced roadside inspections in the areas surrounding the Ports of Los Angeles and Long Beach to identify and cite vehicles out of compliance with CARB regulations by using CSC input to locate areas where the community has expressed concern with smoking and idling vehicles. CARB will conduct roadside inspections within areas where they can enforce (e.g., cannot pull vehicles over on freeways, but can on surface streets for inspections). In addition to gathering CSC's input, CARB and South Coast AQMD staff are regularly in the field

#	Comment	Commenter(s)	Included = ● Not Included = ◆	Staff Response
				conducting other enforcement efforts, and plan to document idling and smoking vehicles to further support the enhanced roadside inspection program.
viii	More “no truck idling” signage is needed	Florence Gharibian (Del Amo Action Committee)	●	In Chapter 5d, Action 1 staff will work with local entities or agencies to establish “no truck idling” signage with locations prioritized by the CSC and work with the appropriate city agencies or entities to assess the feasibility of sign placement.
ix	CARB should collaborate with the South Coast AQMD and City agencies to identify and regularly monitor truck traffic impacted areas. Compliance with idling and clean vehicle standards.	McKina Alexander (City of Carson),	●	Chapter 5d, Action 1 commits to conducting focused enforcement for idling trucks in high traffic areas with the highest priority for areas near schools and residential areas. In addition, Chapter 5d, Action 2 commits the Cities in the Wilmington, Carson, West Long Beach community to collaborate with South Coast AQMD to evaluate potential designated truck routes and identify resources to enforce these routes. Furthermore, CARB commits to conducting enhanced roadside enforcement of existing Drayage Truck and Truck and Bus regulations and considering amendments to rules for heavy-duty trucks.
x	Funding technology advancement is contrary to the purpose of AB 617 - Current year incentives should be used for available technologies	Priscilla Hamilton (So Cal Gas),	●	The community has prioritized zero-emission technology where commercially available and technologically feasible; thus, funding technology advancement will expedite the development, demonstration, and commercialization of these types of technologies. Current year incentives will be used for available technologies.

#	Comment	Commenter(s)	Included = ● Not Included = ◆	Staff Response
xi	Scrappage programs should be used to maximize emission reduction programs	Priscilla Hamilton (So Cal Gas)	●	Older, more polluting trucks that are replaced with cleaner technology through the Carl Moyer Program or Prop 1B are scrapped.
xii	Incentives should prioritize technologies (i.e., heavy-duty trucks) that can maximize emission reductions today. Existing diesel truck fleets should be replaced with cleaner technologies available now.	Priscilla Hamilton (So Cal Gas), Kevin Maggay (So Cal Gas), Greg Roche (Clean Energy), Alyssa Beltran (LA County DPH)	●	The CERP prioritizes zero-emission technologies, where commercially available and technologically feasible; and where zero-emissions technology are not available, equipment will be replaced with cleaner technology (i.e., near-zero) through incentives to achieve much needed emissions reductions sooner.
Railyards				
i	Add sources or polluters (i.e., ports, railroad) as Implementing Agency and include roles and responsibilities (i.e., updates on status of emission reductions)	Sylvia Arredondo (Wilmington Active Resident), Chris Chavez (CCA), Alyssa Beltran (LA Country DPH)	●	BNSF and Union Pacific have been added as Implementing Entities to Action 1 of Chapter 5f – Railyards, to continue to participate in FBMSM working groups. The Ports are listed as implementing agencies for Action 2 of Chapter 5 – Ports. Based on this Action, the Ports and South Coast AQMD are responsible for working together to hold one outreach event per year to provide equipment owners and operators information about incentives (e.g., opportunities for cleaner ships and harbor craft).

#	Comment	Commenter(s)	Included = ● Not Included = ◆	Staff Response
Exposure Reduction – Schools, etc.				
i	Assess feasibility to add green space in the community (e.g., partner with agencies to increase tree canopy, evaluate potential to use abandoned well sites for greenspace, or transform sidewalks, use greenspace to focus on buffer zones, idling free zones, etc.)	McKina Alexander (City of Carson), Marie Cobian (City of LA), Sylvia Arredondo (Wilmington Active Resident), Ray Cheung (SmartAir LA)	●	Chapter 5g, Action 4 is included in the CERP to identify new or existing sources or programs that can provide funding for tree planting and other forms of green space expansions. South Coast AQMD is looking to partner with appropriate entities, organizations or entities to encourage greenbelts through tree planting, enforcing truck idling free zones, reducing diesel freight traffic from schools when children are present, and the development of land-use plans that limit pollution-emission activities.
ii	Provide timeline, collaborating organizations, and metrics (baseline and improvements) to install filtration systems at schools	McKina Alexander (City of Carson)	●	Chapter 5g, Action 2 addresses exposure reduction at schools through the installation of school filtration systems, which will involve collaborating with the local school districts. The current number of schools with air filtration systems installed will be the “baseline”; these schools are listed in Chapter 5g, Ongoing Efforts (see Tables 5g-1 and 5g-2). The metric that will be tracked for this action is the number of school filtration systems that have been installed. Staff will provide updates to the CSC semiannually on the progress of this action, which will include whether funding has been identified, the progress of the installations, and the overall number of systems that have been installed.

#	Comment	Commenter(s)	Included = ● Not Included = ◆	Staff Response
iii	Air filtration systems should be mandatory in all schools	William Koons (Carson Active Resident)	◆	South Coast AQMD cannot mandate that schools have air filtration systems. However, staff will work with the local school districts to install air filtration systems at schools prioritized by the CSC.
Other Comments				
i	Address CSC member attendance at CSC meetings	Alyssa Beltran (Los Angeles County Department of Public Health)	●	Generally, the WCWLB CSC meetings are well attended and the number of attendees for each CSC meeting in the WCWLB community ranges from 60 to 100 attendees. On average, about 25 (out of 34) CSC members attended the meetings. Staff will consider the suggestions for improving CSC member attendance.
ii	Staff should use black carbon (BC) or ultrafine as a marker for diesel rather than only using PM and identify a marker that will be used for fugitive emissions and how to follow this marker over time. Benzene should also be monitored.	Jill Johnston (USC)	●	The AB 617 efforts will include monitoring for BC and ultrafine particles as indicators of diesel PM, and these levels can be compared to previous data from MATES studies. Benzene will be directly monitored to help track progress. Recurring measurements of total VOCs will also be conducted to help track progress. Staff will use the appropriate marker or surrogate for the specific fugitive emissions identified.

#	Comment	Commenter(s)	Included = ● Not Included = ◆	Staff Response
iii	Maintain an online presence written in layman's terms and work with all stakeholders to ensure data collection, interpretation, communications of results will be clear, transparent, and understandable	McKina Alexander (City of Carson), Janet Whittick (CCEEB), Jill Johnston (USC)	●	Staff will continue efforts to ensure that data collection, data interpretation, and communication of results are clear, transparent, and understandable to public users. Staff will aim to continue to share data and information with the CSC in layman's terms. As an example, staff recently launched the AB 617 Community Air Monitoring website, which includes a Data Display tool to display community air monitoring data in an interactive and visual format.
iv	Community involvement is needed for air monitoring	Jesse Marquez (CFASE)	●	South Coast AQMD will collaborate with community organizations for community air monitoring, where appropriate. For example, Chapter 5e, Action 1 specifies that community-based organizations will conduct air monitoring that is complementary to South Coast AQMD community monitoring efforts.
v	Provide information on South Coast AQMD's input to date for California Environmental Quality Act (CEQA) actions and how South Coast AQMD can leverage its existing role in the CEQA process to reduce air emissions and exposures	Alyssa Beltran (LA County DPH)	◆	The South Coast AQMD has an obligation to implement CEQA as a lead and commenting agency and ensures a proper analysis in accordance with CEQA requirements. As a responsible agency, the South Coast AQMD verifies CEQA compliance before issuing air quality permits, and as a commenting agency, South Coast AQMD staff review the air quality analysis from other lead agencies' CEQA documents, and when necessary, submits comments and suggestions (e.g., feasible mitigation measures to reduce air emissions and toxic exposures).

#	Comment	Commenter(s)	Included = ● Not Included = ◆	Staff Response
vi	Prioritize enforcement strategies and include goals for compliance	Alyssa Beltran (LA County DPH)	●	Enforcement strategies will be prioritized based on CSC input and availability of resources. Past enforcement actions for facilities within this community have been identified in Appendix 4. Goals and timelines have been incorporated into the CERP actions for each of the air quality priorities.
vii	Determine or analyze rule effectiveness	Jesse Marquez (CFASE), Alyssa Beltran (LA County DPH)	◆	Actions are included in the CERP to conduct rule development to help achieve emission reductions. The specific amount of emission reductions achieved by each rule will be analyzed as part of the rule development process. In addition, staff will evaluate the data collected from inspections and enforcement actions in the community (i.e., from idling sweeps) and assess whether rule amendments may be necessary.
viii	Clarify whether South Coast AQMD can set pollution prevention requirements in rules before finishing air monitoring efforts, and identify new requirements to achieve specific emission reductions.	Alicia Rivera (Communities for a Better Environment)	●	Rule development efforts will be occurring concurrently with air monitoring efforts. However, there are some situations where air monitoring data may inform rule development. Any new requirements will be required to undergo the rule development process to allow for more focused meetings with all stakeholders to assess feasibility of proposed requirements or updated emission standards.

THIS PAGE IS INTENTIONALLY LEFT BLANK

CHAPTER 1:

INTRODUCTION

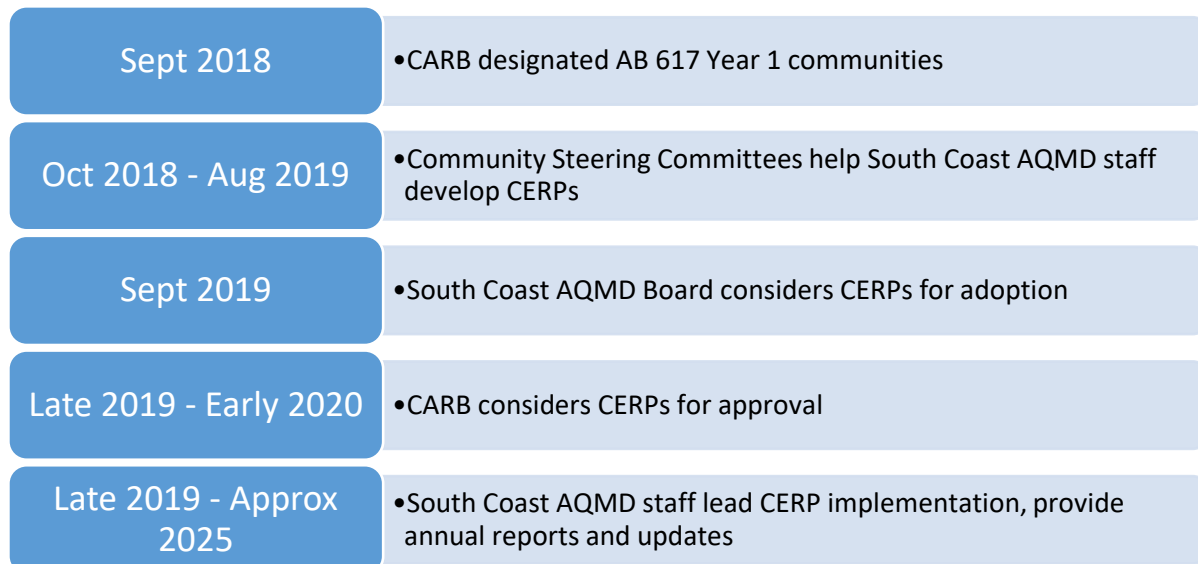
THIS PAGE IS INTENTIONALLY LEFT BLANK

Chapter 1: Introduction

Assembly Bill (AB) 617 was signed into California law in July 2017 and focuses on addressing local air pollution in environmental justice (EJ) communities. The bill recognizes that while California has seen tremendous improvement in regional air quality, some communities are still disproportionately impacted. Many communities in the South Coast AQMD experience impacts from sources of air pollution located near places where people live. Major sources of air pollution in EJ communities include mobile sources (trucks, trains, ships, etc.) and industrial facilities. These communities also experience social and economic disadvantages that add to their cumulative burdens. The AB 617 program provides accelerated action and additional resources to address air quality in these communities.

On September 27, 2018, the California Air Resources Board (CARB) designated 10 communities across the state to implement community plans for the first year of the AB 617 program. Local air districts are tasked with developing and implementing community emissions reduction and/or community air monitoring plans in partnership with residents and community stakeholders. The Community Air Monitoring Plan (CAMP) includes actions to enhance our understanding of air pollution in the designated communities, and support effective implementation of the Community Emissions Reduction Plan (CERP). For the three (3) first year AB 617 communities in the South Coast AQMD, both a CAMP and a CERP are being developed. Separate documents describe the CAMP development process and the draft plan. Information is available at www.aqmd.gov/ab617. Figure 1-1 gives a general overview of the CERP timeline.

Figure 1-1: Overview of CERP Timeline for Year 1 Communities



Purpose of the Community Emissions Reduction Plan (CERP)

The CERP is a plan for achieving air pollution emission and exposure reductions within the Wilmington, Carson, West Long Beach community, and is tailored to address this community's air quality priorities. The CERP includes actions to reduce emissions and/or exposures, an implementation schedule, an enforcement plan, a description of the process and outreach conducted to develop the CERP, as well as additional elements that are relevant to developing an effective CERP. Community partnership and engagement have been crucial throughout the process.

Because the work to implement the CERP and CAMP is dynamic, certain action items have been written with built-in flexibility to allow adjustments as new information becomes available. South Coast AQMD staff is committed to working with Community Steering Committee (CSC) members to evaluate ongoing actions and progress.

CERP Development Process and Emphasis on Community Input

Community engagement and input to inform both the process and the actions in the CERP have been a primary element of the AB 617 program. The Wilmington, Carson, West Long Beach CSC, working with the South Coast AQMD staff, are seeking to address the community's air quality priorities through development and implementation of the CERP. In addition to public meetings, numerous conversations and communications took place among committee members, South Coast AQMD staff, individuals and small groups to ensure that community voices were an integral part of the plan. Chapter 2 describes the CSC process and the outreach that was conducted. Throughout the process, information exchanges between all parties, including feedback and input from committee members and members of the public ensured transparency and engagement. Numerous adjustments to consolidate and incorporate feedback were made and South Coast AQMD staff continuously aims to improve community engagement on air quality issues.

About this Community

This community includes the neighborhood of Wilmington within the City of Los Angeles, the City of Carson, and the neighborhood of West Long Beach within the City of Long Beach. The community is located in the southern portion of Los Angeles County (Figure 1-2).

Figure 1-2: Location of the Wilmington, Carson, West Long Beach community in the South Coast AQMD jurisdiction

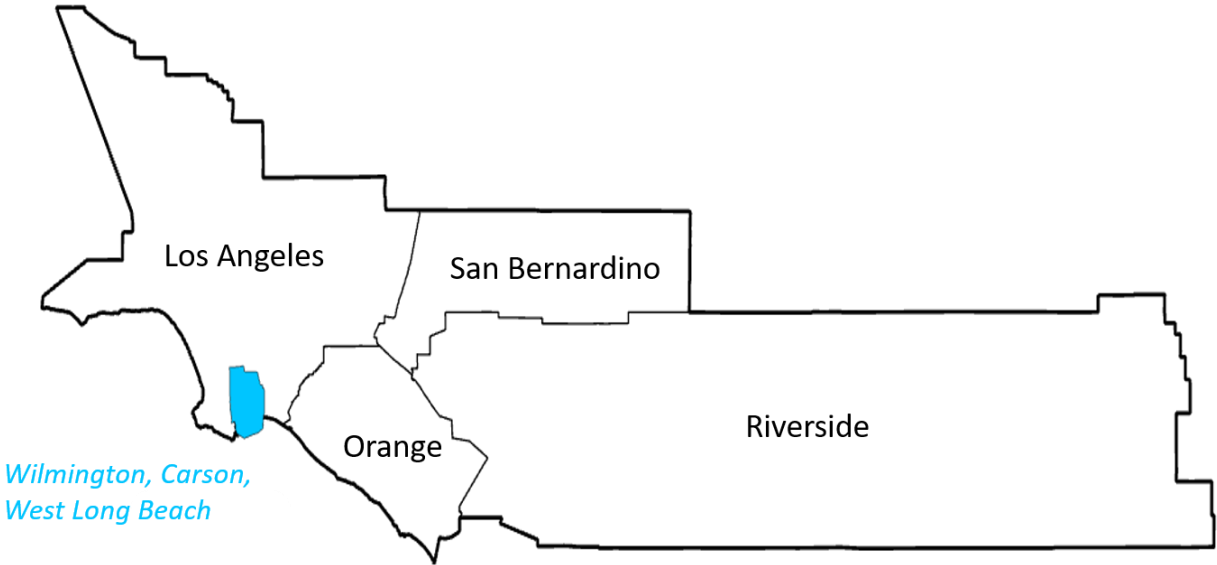


Figure 1-3: Population of the Wilmington, Carson, West Long Beach community, based on 2010 Census

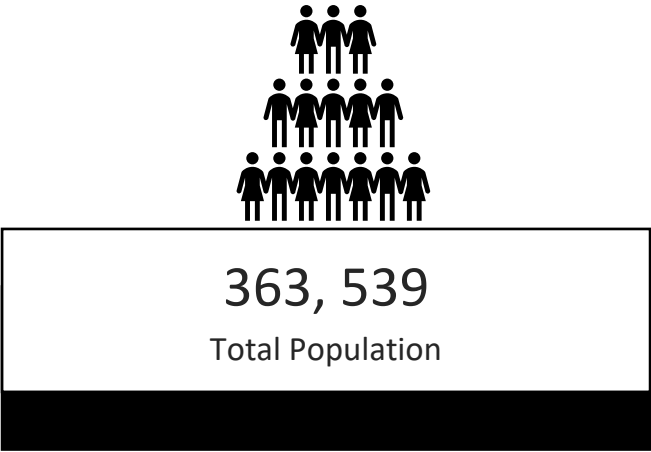
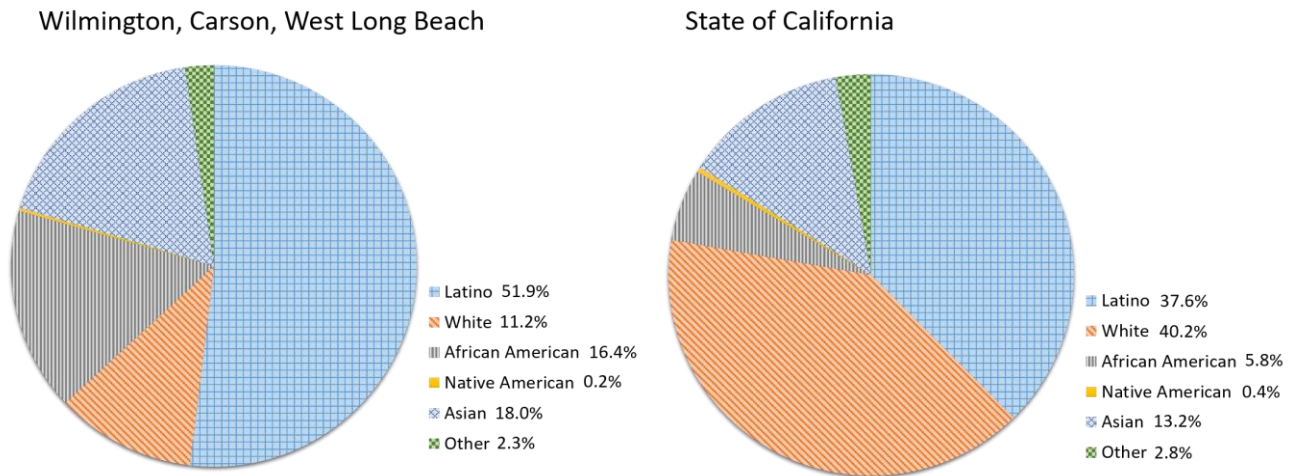
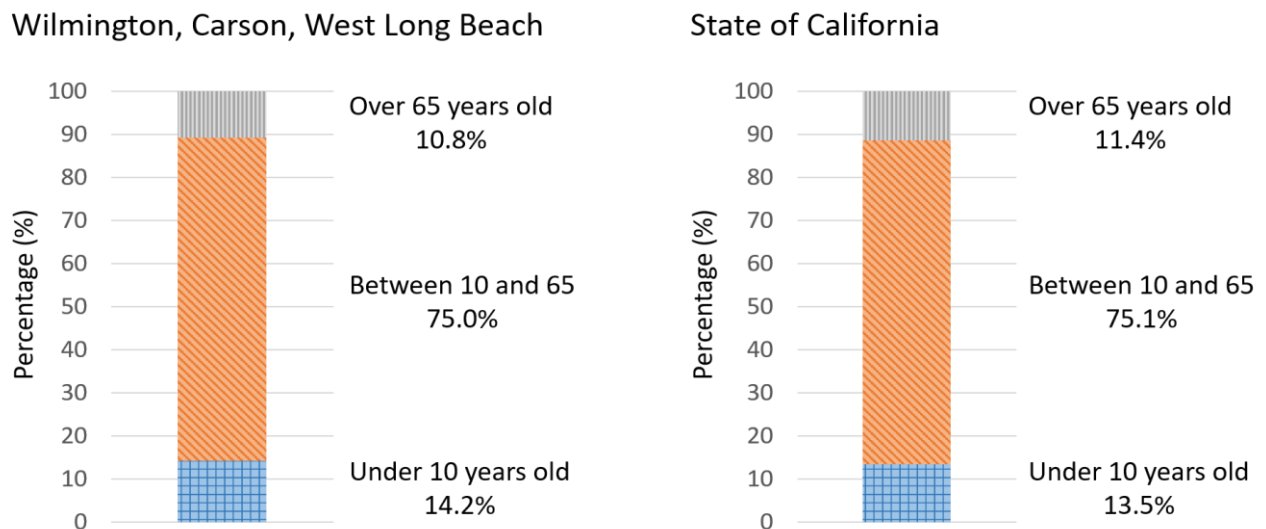


Figure 1-4: Population by Race/Ethnicity in Wilmington, Carson, West Long Beach and the state of California, based on 2010 Censusⁱ



More than 300,000 people live within the Wilmington, Carson, West Long Beach community (Figure 1-3). More than half of the people living in this community are Latino (Figure 1-4). About 17.6% of the residents in this community are Asian and 16.6% are African American. The population in this community is slightly younger compared to the population in the state of California, with about 14.5% children under the age of 10 years and 10.4% adults over the age of 65 years (Figure 1-5). These age categories are particularly important because young children and older adults can be more sensitive to the health effects of air pollution.¹

Figure 1-5: Age profile in Wilmington, Carson, West Long Beach and the state of California, based on 2010 Census




ⁱ Definitions of races are the same as CalEnviroScreen 3.0.

While the demographics and geography provide useful information, the members of the community are what make each community unique and distinct. Community members bring intimate familiarity with their community and the air quality concerns that affect their neighborhood. Below are some community voices describing this community.



"When I open the front door of my house, the first thing I smell is gas. When I go shopping, to the clinics, El Super, I see a lot of garbage and dirtiness. When I drive, I see that many trucks pollute the environment by what comes out of the pipes. Sometimes ash falls from the sky due to the activities of the refineries. Despite having these environmental problems, Wilmington has a positive attitude. I like that we are a small city. We all know each other and we greet each other. I would like to continue being a positive community, and I hope that does not change because of the contamination of the environment." – Dulce Altamirano, Wilmington Resident

"The City of Carson is different from many cities because it is almost equal parts residential, heavy industrial, and commercial. This creates different interests which are sometimes at odds with one another. And given the lack of political representation from the South and no representation from the East portions of the city these communities especially suffer the effects of pollution. Most of the heavy industrial land use is on the South and East side of the city. This is also where you would find the Carson refineries, oil storage facilities, and the Carousel neighborhood which was built over an abandoned oil tank farm. Carson also receives the brunt of trade coming to and out of the Ports of Los Angeles and Long Beach. Cargo that travels to or from the ports can travel by rail that runs North and South on our East border. And cargo that is loaded on trucks which, in addition to polluting our air, tear up our side streets. Carson is also unique in that not only are we almost completely boxed in by freeways, the 405 freeway intersects our city down the middle. While we cannot get rid of the ports, the rail lines, and the freeways, as AB 617 committee members we should be doing everything we can to mitigate the pollution to provide a safer environment for those who work and live in our community." – Joseph Luis Piñon, Carson Resident





“One definition of ‘community’ is a group of people living and working together in the same area. The Wilmington, Carson, West Long Beach community is a culturally rich and diverse group of people who live here, work here, play here. Marathon Petroleum has been a long-time member of this community and we are glad to be a part of the AB 617 Community Steering Committee.” – Olga G. Chavez, Marathon Petroleum Company

“Communities like Wilmington, West Long Beach and Carson should be defined by their people, not their problems. Yet, diesel exhaust, odors from refineries and air pollution are a part of daily life. Through AB 617, we have the opportunity to bring the clean air our communities deserve.” – Christopher Chavez, Coalition for Clean Air



“My community is predominantly of Hispanic working class. Our community air quality is heavily impacted by several sources of pollution. Yet, these sources are the economic engines that contribute to our community’s economy and workforce. Making Wilmington unique and...‘The Heart of the Harbor!’”- Maribel Alejandre, SBCC Thrive LA

“I/We live in the mists of the largest port complex in the United States, the Port of Los Angeles and the Port of Long Beach and in the shadows of four major oil refineries in our community. We have few clear skies days and never a pollution free day due to air pollution from ships, trucks, trains, cargo handling and oil refining.” – Jesse Marquez, Coalition For A Safe Environment



“Serving on the CSC for Wilmington, Carson, and West Long Beach has given both residents, community groups and businesses an opportunity to learn and understand various impacts to air quality. Our efforts will create a path forward to reduce emissions and sustain healthy and economically vibrant communities.” – Lupe Valdez, Union Pacific Railroad

References

1. Office of Environmental Health Hazard Assessment (2014), California Communities Environmental Health Screening Tool, Version 2.0., <https://oehha.ca.gov/media/CES20FinalReportUpdateOct2014.pdf>, Accessed June 12, 2019.

THIS PAGE IS INTENTIONALLY LEFT BLANK

CHAPTER 2:

COMMUNITY OUTREACH, COMMUNITY STEERING COMMITTEE, AND PUBLIC PROCESS

THIS PAGE IS INTENTIONALLY LEFT BLANK

Chapter 2: Community Outreach, Community Steering Committee, and Public Process

Introduction

Community engagement and a public process were integral parts of the Community Emissions Reduction Plan (CERP) development effort. Key features of the outreach efforts include establishing a Community Steering Committee (CSC), holding monthly meetings that were also live-streamed on the internet, during which South Coast AQMD and CARB staff, and CSC members made presentations, provided materials via email and on the internet, and established a Technical Advisory

Group. In addition, numerous interactions between CSC members and South Coast AQMD staff occurred in one-on-one or small group meetings allowing for in-depth discussions on joint development and creation of the CERP.

Community Liaisons

A Community Liaison from the South Coast AQMD was designated for the Wilmington, Carson, West Long Beach community. The Community Liaison served as the point of contact to communicate with members of the CSC and members of the public to address any concerns regarding logistics and implementation of the CERP and Community Air Monitoring Plan (CAMP) (Figure 2-1). Community Liaisons ensure communication throughout the process of designing and implementing the Program and to work with community members to identify the best ways to make information accessible and user-friendly. The South Coast AQMD Community Liaison for this community is Ryan Stromar (rstromar@aqmd.gov). In addition, Nicole Silva (nsilva@aqmd.gov) and Dianne

Chapter 2 Highlights

- The Community Steering Committee and Technical Advisory Group worked with staff to develop the CERP
- Monthly meetings were held in the community to engage the CSC and public
- The Community Liaison served as the point of contact
- Additional one-on-one, small group, and community meetings also played an important part in community engagement
- A Community Webpage was created as an information portal

Figure 2-1: Community liaisons assisting CSC members of the public



Sanchez (dsanchez@aqmd.gov) serve as the South Coast AQMD staff contacts for CERP-related input.

Community Meetings

Community meetings were hosted by South Coast AQMD staff on an approximately monthly basis in the community. This included one kick-off meeting, and a series of CSC meetings.

Community Kick-Off Meeting

In October 2018, kick-off meetings were held in each of the communities within the South Coast AQMD designated by CARB to be included in Year 1 of the AB 617 Program. During these meetings, the role of the CSC was explained by South Coast AQMD staff. The CSC provides input and guidance to design actions for the community, for integration into the CERP as well as the Community Air Monitoring Plan (CAMP). Community members had an opportunity to fill out an Interest Form during the kick-off meeting to express their interest in being a CSC member, and were then notified by mail or by phone if they were selected as a member or an alternate.

The Community Kick-Off Meeting in the Wilmington, Carson, West Long Beach community was held on Tuesday, October 2,

2018 at the Wilmington Senior Center (Figure 2-2). Approximately 120 people attended the meeting. In addition to information about AB 617, attendees were invited to visit a variety of information booths, which provided information about some existing South Coast AQMD programs, including refinery fenceline and community air monitoring, community air measurement efforts, and incentive programs. Staff from Aclima, Inc.

(www.aclima.io, a technology company that is conducting air monitoring in the community), as well as representatives from the local YMCA and Rotary Club, also provided information at the kick-off meeting booths.

Figure 2-2: Community kick-off meeting in Wilmington



Community Steering Committee (CSC)

A steering committee (Figure 2-3 and Figure 2-4) was formed for the Wilmington, Carson, West Long Beach community, and monthly meetings were organized, typically on Thursday evenings, in locations within the community. All meetings were open to the public.

Figure 2-3: Community Steering Committee in Wilmington



CSC Roster

CSC membership is comprised of stakeholders with community knowledge to help drive community action. The CSC creates a way to incorporate community expertise and direction in the development and implementation of clean air programs in each community. Staff will continue to seek recommendations and feedback from the CSC as the CERP is being implemented, and adjust the outreach approaches as needed to be even more effective.

Figure 2-4: Community Steering Committee meeting in West Long Beach



The CSC roster for the Wilmington, Carson, West Long Beach community is provided in Table 2-1 below. This CSC has 34 primary members, and 21 alternate members. While 12 primary and 5 alternate members are on the roster representing Active Residents, an additional 8 primary and 2 alternates also reside within the community. The roster with member biographies is available on the webpage: <http://www.aqmd.gov/docs/default-source/ab-617-ab-134/steering-committees/wilmington/roster-with-bios.pdf>. The attendance at each CSC meeting is reflected in the Meeting Summaries that are posted on the webpage.

Table 2-1: CSC Roster for Wilmington, Carson, West Long Beach Community

Affiliation	Primary Member	Alternate Member
Community Organization		
Century Villages at Cabrillo	Jeffery Tate	
Coalition for a Safe Environment	Jesse Marquez	Rick Pulido
Communities for a Better Environment	Alicia Rivera	Ashley Hernandez
Long Beach Alliance for Children with Asthma	Sylvia Betancourt	Maria Reyes
Los Cerritos Neighborhood Association	Gary Hamrick	Joe Hower
Philippine Action Group for the Environment	Fe P. Koons	Jesse Koons
SBCC Thrive LA	Maribel Alejandre	Leticia Herrera
Active Resident (city indicated below)		
Carson	Daniel Toledo	
Carson	Sergio Franco	
Carson	Joseph Luis Piñon	Yasaman Houshang
Carson	William Koons	
West Long Beach	Christopher Chavez	Pastor Anthony Quezada
West Long Beach	Jacob Broderick	Emelio Ramirez
West Long Beach	Ron Batiste	
West Long Beach	Whitney Amaya	
Wilmington	Salvador Lara	Victor Ibarra
Wilmington	Flavio Mercado	
Wilmington	Dulce Altamirano	
Wilmington	Magali Sanchez-Hall	Sylvia Arredondo
Agency, School, University or Hospital		
City of Carson	Saied Naaseh	McKina Alexander
City of Los Angeles	Uduak-Joe Ntuk	Erica Blyther
Gulf Avenue Elementary School	Linda Bassett	Esperanza Romero
LA County Public Health	Matt Baca	Janet Scully
Long Beach Public Health	Nelson Kerr	Judeth Luong

Affiliation	Primary Member	Alternate Member
Long Beach Unified School District	Brooke Murray	
Port of Los Angeles	Tim DeMoss	Conor Langlois (previously Amber Coluso)
University of Southern California	Jill Johnston	
Business, Business Organization, or Labor Organization		
Carson Chamber of Commerce	John Wogan	Kenneth Dami
Long Beach Area Chamber of Commerce	Jeremy Harris	Brissa Sotelo
Wilmington Chamber of Commerce	Dan Hoffman	Cecilia Moreno
Refinery – Marathon	Olga Chavez	Susan Stark
Rail - Union Pacific	Lupe Valdez	Peter Okurowski
Trucking - Yusen Logistics	Cameron D. Smith	Nikki Nguyen
Labor - USW Local 675	Pat Patterson	

CSC Meeting Schedule

Table 2-2: Meeting Schedule for Wilmington, Carson, West Long Beach CSC

Meeting #	Date and Location	Approximate # of Attendees
1	October 30, 2018 Wilmington Senior Center, Wilmington	100
2	January 10, 2019 Carson Community Center, Carson	60
3	February 12, 2018 Wilmington Senior Center, Wilmington	100
4	March 14, 2019 Wilmington Senior Center, Wilmington	80
5	April 11, 2019 Villages at Cabrillo, Long Beach	85
6	May 9, 2019 Carson Event Center, Carson	80
7	June 2019 Wilmington Senior Center, Wilmington	100
8	July 2019 Wilmington Senior Center, Wilmington	150
9	August 2019 Carson Community Center, Carson	100
10	September 2019 Wilmington Senior Center, Wilmington	Canceled

CSC Charter

A charter was developed for the CSC and a draft was presented to members at Meeting #1. CSC members provided comments and the feedback received was included in the revised charter. The final charter is provided on the webpage here: <http://www.aqmd.gov/docs/default-source/ab-617-ab-134/steering-committees/wilmington/charter-english.pdf?sfvrsn=8>.

Meeting Facilitator

Beginning in March 2019, the CSC meetings were facilitated by Valerie Martinez of VMA Communications (www.vmapr.com). VMA staff also attended meetings to help with meeting facilitation.

Social Media Report

Staff received a suggestion from one CSC member to live-stream meetings on social media in order to engage youth who use this technology, and who may not be able to attend the meetings in person. All CSC meetings were subsequently live-streamed using Facebook Live shown in Figure 2-5. The links to the live-stream recording were also posted on the community webpage, so that members who could not attend or view the meeting live could view the recorded video of the meeting. Each video received approximately more than 100 views.

Figure 2-5: Screen shot of Facebook Live recording in Wilmington

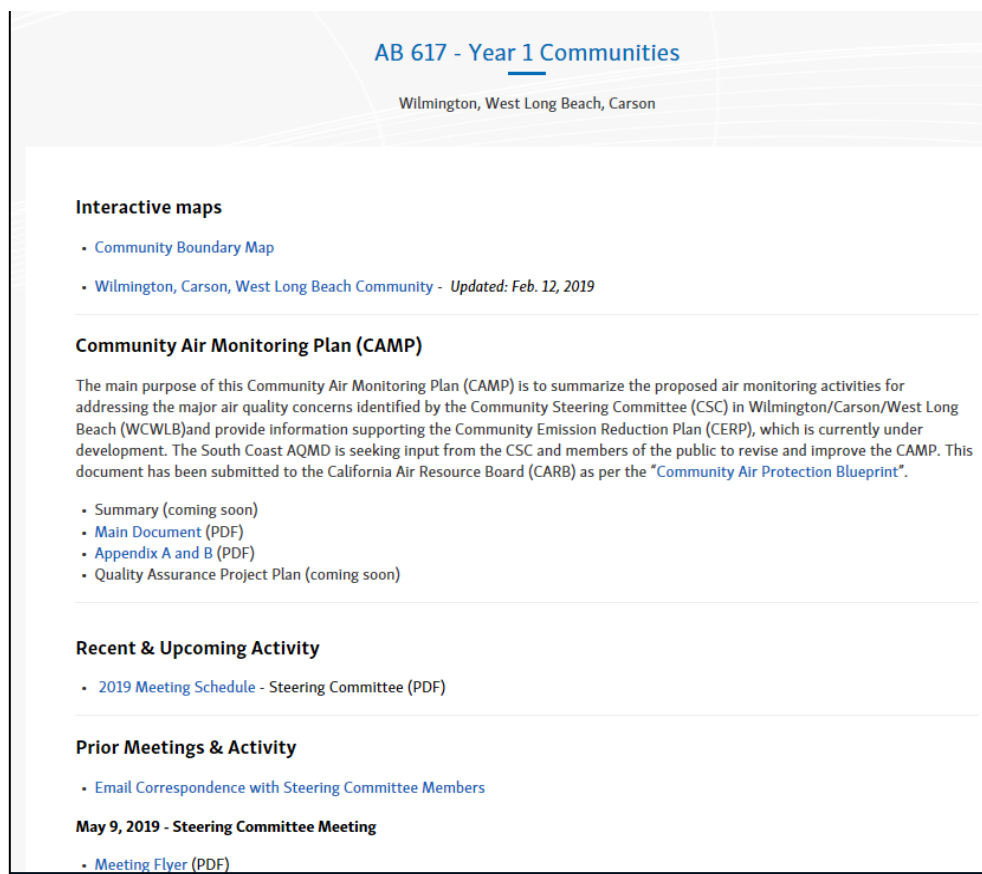


Community Webpage

A community webpage was created for the Wilmington, Carson, West Long Beach AB 617 community. The webpage included information about upcoming meetings, meeting materials (flyers, agendas, presentations, handouts, live stream links, meeting summaries), interactive maps, the CSC roster, charter bios, and membership process, and the CAMP and CERP documents. Webpage: <http://www.aqmd.gov/nav/about/initiatives/environmental-justice/ab617-134/wilm>.

For increased transparency, emails sent to the CSC were also posted on the webpage. All flyers, agendas, social media posts, presentations, handouts, and emails to the CSC were made available in English and Spanish. A screen shot of the community webpage is shown in Figure 2-6.

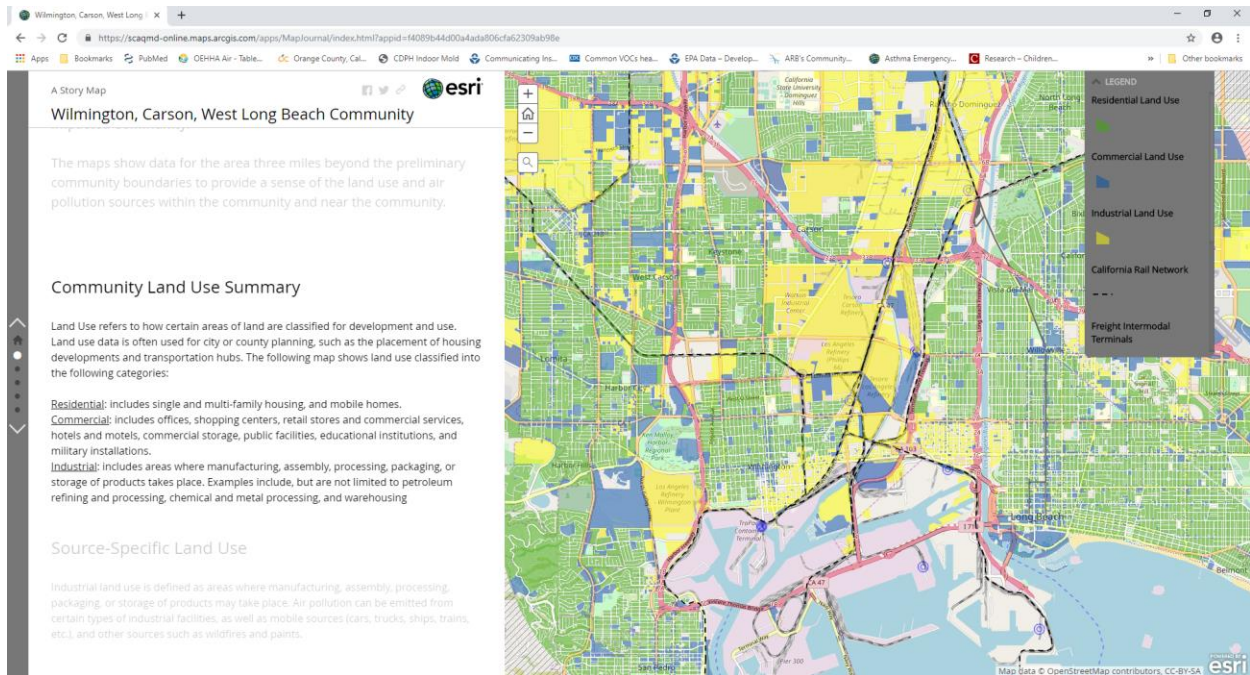
Figure 2-6: Community webpage for the Wilmington, Carson, West Long Beach community



In addition to being a portal for access to meeting materials and documents, the webpage also includes interactive maps that present data about the community. Figure 2-7 is an example of an interactive map that was created for the Wilmington, Carson, West Long Beach community.

These interactive maps provide data on land use, locations of facilities, schools, hospitals, and daycare centers, and the air quality concerns identified by the CSC and members of the public. This information was provided to help inform air quality priorities for the CERP.

Figure 2-7: Interactive map showing land use in the Wilmington, Carson, West Long Beach community



Community Bus Tour and Committee Presenters

A critical part of CERP is development and implementation collaboration with CSC members and the agencies, organizations, businesses, or other entities that they represent. A Community Bus Tour was organized as a collaboration between CSC members and South Coast AQMD staff. The tour took place on August 9, 2019. Approximately forty participants attended, including CSC members, South Coast AQMD staff, and CARB staff (see Figure 2-8). The tour engaged participants in learning the effects of air pollution and the environmental justice in this community by visiting neighborhoods that are directly impacted by industrial facilities and transportation corridors.

Figure 2-8: Wilmington, Carson, West Long Beach Community Bus Tour with CSC members, South Coast AQMD, and CARB



Committee members were also invited to share their work that is complementary to the actions being developed in the CERP, such as programs carried out by their organization that help address air quality issues in the community.

At the April 2019 CSC Meeting, Uduak-Joe Ntuk (City of Los Angeles) presented information about the City’s work to address resident concerns about neighborhood oil drilling sites.

At the May 2019 CSC Meeting, Dulce Altamirano (Wilmington resident) opened the meeting with an “icebreaker” that she invented, where committee members paired off and gave each other an item to keep. The committee members described their experience in this exchange and the fun of finding a small object they had with them in the moment. Alicia Rivera (Communities for a Better Environment) and Christopher Chavez (Coalition for

Figure 2-9: Alicia Rivera presented at the May 2019 CSC meeting



Figure 2-10: Christopher Chavez presented at the May 2019 CSC meeting



Clean Air) made presentations highlighting their organizations' efforts to address air quality concerns in the community (Figures Figure 2-9 and Figure 2-10).

At the June 2019 CSC Meeting, Tim DeMoss (Port of Los Angeles) presented on the Port's clean air efforts and the Clean Air Action Plan. Additionally, Jesse Marquez (Communities for a Safe Environment) discussed community air monitoring efforts.

At the July 2019 CSC meeting, Susan Stark (Marathon Petroleum) discussed Marathon's role in the community and its clean air efforts.

Technical Advisory Group

In February 2019 the AB 617 Technical Advisory Group (TAG) was established to provide a forum to discuss technical details related to source attribution, air monitoring and other technical analysis needed to develop the CAMPs and CERPs for AB 617 implementation. The TAG meets on an approximately quarterly basis during the CERP and CAMP development process. Topics discussed include air monitoring equipment and laboratory capabilities, methodology and data sources for developing an air toxics emissions inventory at a community scale, methodology for forecasting emissions in future years, and methodology for modeling air toxics levels across geographical areas. Table 2-3 shows the 2019 TAG meeting schedule. All meetings were held at the South Coast AQMD headquarters building, which is a location approximately in the middle of the three Year 1 communities. All meetings were webcast on South Coast AQMD's webpage at: www.agmd.gov, and webcast attendees could email questions to be answered during the meeting.

The majority of these technical considerations apply to all three AB 617 communities designated in Year 1 and consequently the Technical Advisory Group includes up to 3 members from each CSC, and additional technical experts from academia, research institutes, and governmental agencies (the current roster is provided in Table 2-4 below). When additional communities are designated for the AB 617 program, representatives from those CSCs will also be added to the Technical Advisory Group. The webpage for the Technical Advisory Group is available at this link:

<http://www.aqmd.gov/nav/about/initiatives/environmental-justice/ab617-134/technical-advisory-group>.

Table 2-3: Technical Advisory Group meetings in 2019

Meeting #	Date	Approximate Attendees
1	February 27, 2019	45
2	May 29, 2019	45
3	July 18, 2019	40

Table 2-4: Roster for the AB 617 Technical Advisory Group

Participant	Affiliation	Community
Jesse Marquez	Coalition for a Safe Environment	Wilmington, Carson, West Long Beach
Flavio Mercado (Alternate for Jesse Marquez)	Active Resident from Wilmington	Wilmington, Carson, West Long Beach
Jill Johnston	University of Southern California	Wilmington, Carson, West Long Beach
Uduak-Joe Ntuk	City of Los Angeles	Wilmington, Carson, West Long Beach
Tim DeMoss (Alternate for Uduak-Joe Ntuk)	Port of Los Angeles	Wilmington, Carson, West Long Beach
Ryan Sinclair	Loma Linda University	San Bernardino, Muscoy
Andreas Beyersdorf	California State University, San Bernardino	San Bernardino, Muscoy
Tammy Yamasaki	Southern California Edison	San Bernardino, Muscoy
Hector Garcia	Our Lady of Victory	East LA, Boyle Heights, West Commerce
Marisa Blackshire	BNSF	East LA, Boyle Heights, West Commerce
Rafael Yanez	Active Resident	East LA, Boyle Heights, West Commerce
Manuel Pastor	Univ. Southern California, Sociology and American Studies & Ethnicity	Technical Expert
Madeline Wander (Alternate for Manuel Pastor)	Univ. Southern California, Sociology and American Studies & Ethnicity	Technical Expert
Scott Fruin	Univ. Southern California, Preventive Medicine	Technical Expert
Cesunica (Sunny) Ivey	UC Riverside	Technical Expert

Participant	Affiliation	Community
Luis Portillo	Inland Empire Partnership	Technical Expert
Ken Davidson	U.S. EPA Region 9 Air Division, Air Toxics, Radiation, and Indoor Air Office	Technical Expert
Janet Whittick	California Council for Environmental and Economic Balance (CCEEB)	Technical Expert
Melissa Lunden	Aclima	Technical Expert

Additional Community Engagement

In addition to establishing the CSC and convening monthly meetings, South Coast AQMD staff conducts one-on-one or small group meetings with members, and attends meetings led by various community organizations. These meetings give CSC members an opportunity to provide input or address concerns directly with staff. Additionally, these meetings give staff an opportunity to answer questions and clarify information requested from CSC members. By attending meetings led by community organizations, staff can gain a better understanding of the unique issues faced by each community.

Broader public engagement is also important to the AB 617 program. Suggestion boxes provided at the CSC meetings allows CSC members, as well as the general public, to provide input and suggestions on the AB 617 process (Figures 2-11 and 2-12: Suggestion box and signs for a CSC meeting in West Long Beach). Staff reviews the comments after each CSC meeting, and responds as needed. Anonymous submissions are accepted. In addition, a Community Affairs Table at the CSC meetings provides a space for community members to share flyers and handouts about events and programs happening in the community.

Figures 2-11 and 2-12: Suggestion box and signs for a CSC meeting in West Long Beach



Throughout the development of the CERP, community liaisons and other staff met with community members, environmental justice organizations, industry and other stakeholders to provide assistance and/or prompt response to concerns raised about the CSC process. Community liaisons also attended invited meetings from local organizations, environmental justice groups, city and county government to promote participation in the development and implementation of the CERP. Staff attended more than 5 meetings hosted by other entities in this community to give presentations on AB 617 CERP development, and had more than 35 in-person or phone meetings with CSC members to discuss the CSC process and seek input on CERP actions. South Coast AQMD staff will continue to work with the CSC to implement the CERP actions and provide periodic community updates on the progress of implementing the plan. Community engagement is essential to the success of the CERP as well as the AB 617 program as a whole, and all parties are committed to build and improve upon existing outreach efforts in the coming months and years.

THIS PAGE IS INTENTIONALLY LEFT BLANK

CHAPTER 3A:

COMMUNITY PROFILE

THIS PAGE IS INTENTIONALLY LEFT BLANK

Chapter 3a: Community Profile

Introduction

It is essential to understand the characteristics of a community and the profile of air pollution sources in order to address community air quality priorities. The following community profile provides a general overview of the Wilmington, Carson, West Long Beach community, including the types of air pollution impacting the community, and a characterization of public health and socioeconomic factors. In addition, this section includes information about the community boundary that reflects input from the Community Steering Committee

(CSC); a summary of the air pollution concerns identified by the community; and the air quality priorities based on CSC and public input. These air quality priorities are addressed in the Community Emissions Reduction Plan (CERP) actions described in Chapter 5.

Chapter 3a Highlights

- The community profile is based upon input from the Community Steering Committee throughout the CERP development process
- The Community Steering Committee identified the top air quality priorities to be addressed in the CERP
- Data on land use; toxic air pollution impacts; public health factors; and both social and economic factors in the community provide useful background information
- Information about the sources of air pollution in the community is presented in a “source attribution” analysis (Chapter 3b)

Community Boundary, Air Quality Concerns, and Air Quality Priorities

During monthly CSC meetings, committee members, members of the public, and South Coast AQMD staff worked together to shape the elements and actions described in this Plan. Topics discussed with the CSC include:

- What should be the community **boundaries** for the AB 617 community plans?
- What **air quality concerns** does the community have?
- What are the top **air quality priorities** that the community would like to address through the AB 617 CERP?
- What **priority actions** should be included in the CERP?
- What should the **goals** for the priority actions include?
- Additional **feedback on the Draft CERP**

The process is summarized in Table 3a-1. CSC members discussed which geographic areas should be included within the community boundary (Figure 3a-1). The Wilmington, Carson, West Long Beach CSC preferred to have a single community boundary line, which includes air pollution sources (e.g., facilities and major truck routes) as well as places where children, people with existing health problems, and other community members spend time (e.g., schools, residential areas, community centers, hospitals, etc.).

Regions within and near the community boundary will benefit from the emission reductions within the boundary.

The CSC and members of the public participated in an interactive mapping activity to identify community air quality concerns which were posted on the webpage.ⁱ CSC members also provided additional air quality concerns by email and other conversations; these concerns were added to the map shown (Figure 3a-1) and listed (Table 3a-2). A list of additional concerns were posted to the webpage.

Air quality concerns were grouped into categories (e.g., refineries, truck traffic, oil and gas extraction, etc.) and CSC members, as well as the public prioritized the top air quality concerns to be addressed through AB 617 community plans. CSC members were invited to provide ideas and input on CERP actions and also meet with South Coast AQMD staff to draft CERP actions together. The highest priority actions were included in the draft CERP based on input from the CSC members.

The work to implement the CERP and Community Air Monitoring Plan (CAMP)¹ is dynamic, thus certain action items have been written with built-in flexibility to permit necessary adjustments as new information becomes available. South Coast AQMD staff is committed to working with CSC members to evaluate ongoing actions and progress.

ⁱ Interactive map of air quality concerns in the Wilmington, Carson, West Long Beach community: <https://scaqmd-online.maps.arcgis.com/apps/View/index.html?appid=534f48ca127c430abb1a5f4f6e86cf00&extent=-118.5536,33.6686,-117.8945,33.9359>

Table 3a-1: Process of CSC input on CERP elements

CSC Meeting	Discussion Topic(s)	CSC Input	How this CSC input was used in the CERP development process?
#1 November 2018	Community Air Quality Concerns and Community Boundary	Refined community boundaries . Identified community air quality concerns . <u>Outcome</u> : List of air quality concerns	Boundaries were used to define focus area for CERP actions (see Meetings #4-5). Concerns were prioritized for inclusion in Plans (see Meeting #3).
#2 January 2019	Community Boundary	Refined community boundaries . <u>Outcome</u> : Community boundary	Boundaries were used to define focus area for CERP actions (see Meetings #4-5).
#3 February 2019	Air Quality Concern Prioritization	Prioritized which concerns would be addressed in Plans. <u>Outcome</u> : Air quality priorities	Actions were developed for air quality priorities (Meetings #4 and #5).
#4 March 2019	Strategies & Proposed Actions (Part 1)	Ideas for possible CERP actions were discussed. Staff worked with CSC members to write CERP actions. <u>Outcome</u> : Draft focused list of actions for CERP	Feedback on actions were used to develop the list of priority actions (Meeting #6).
#5 April 2019	Strategies & Proposed Actions (Part 2), Draft CAMP, and Draft CERP Table of Contents & Action Template		
#6 May 2019	Focused list of CERP Actions (“priority actions”)	Provided feedback on which priority actions should be included in CERP. <u>Outcome</u> : List of priority actions for CERP	Feedback on actions were used to finalize the list of priority actions to be included in the Draft CERP .
#7 June 2019	Draft CERP, Goals for each CERP Action (Part 1)	Feedback on Draft CERP . Ideas for specific goals for each CERP action. <u>Outcome</u> : Revised Draft CERP	Feedback on Draft CERP and ideas for specific goals will be used to inform the Draft Final CERP in the Board package.
#8 July 2019	Goals for each CERP Action (Part 2)		
#9 August 2019	Final Discussion of Draft CERP	Final revisions for Draft CERP before it is submitted to South Coast AQMD Board for consideration. <u>Outcome</u> : Draft Final CERP and Appendices	Final comments to be addressed in Draft Final CERP that is part of the Board package.

Figure 3a-1: Map of air quality concerns identified by the Wilmington, Carson, West Long Beach CSC and members of the public

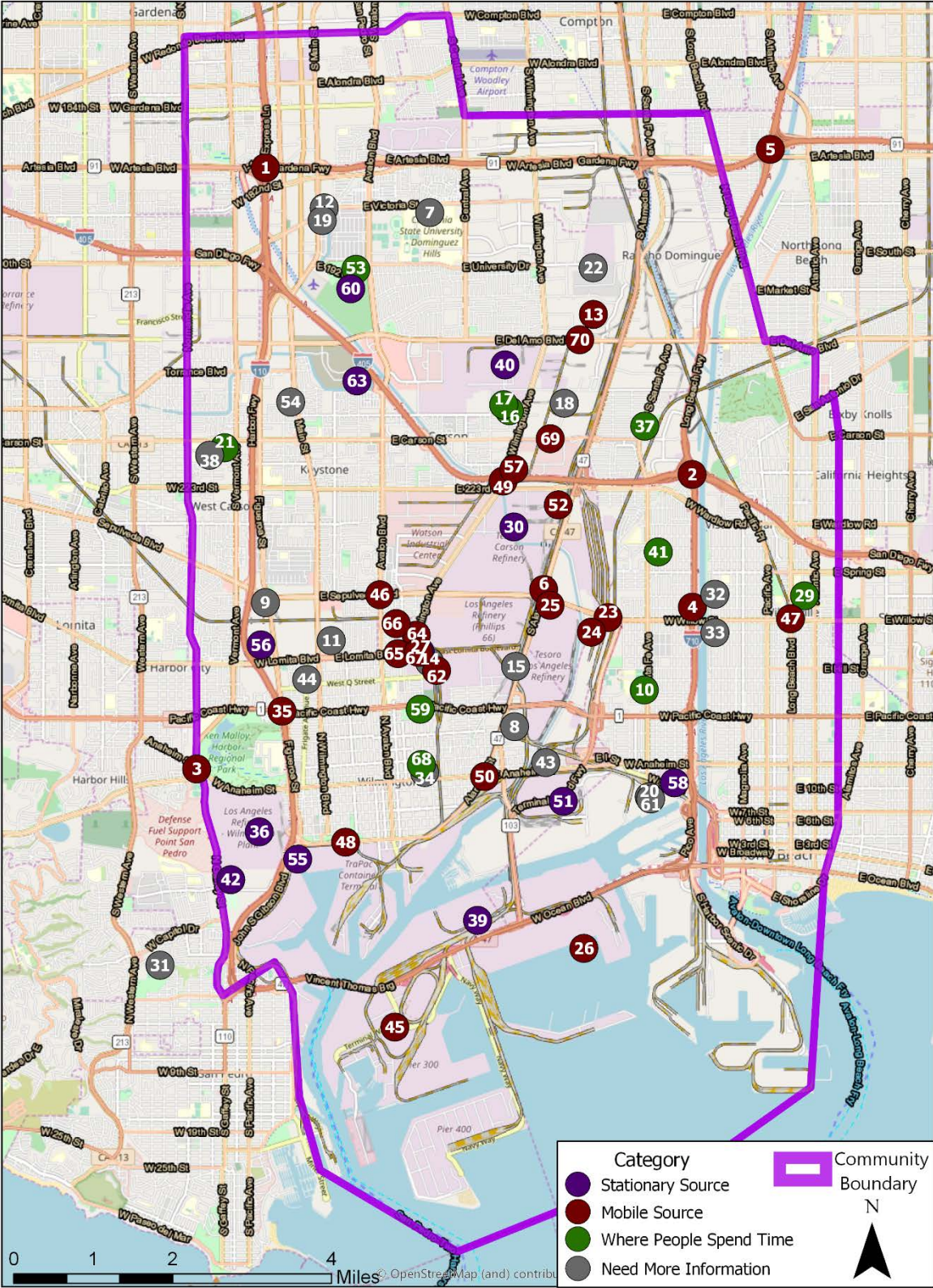


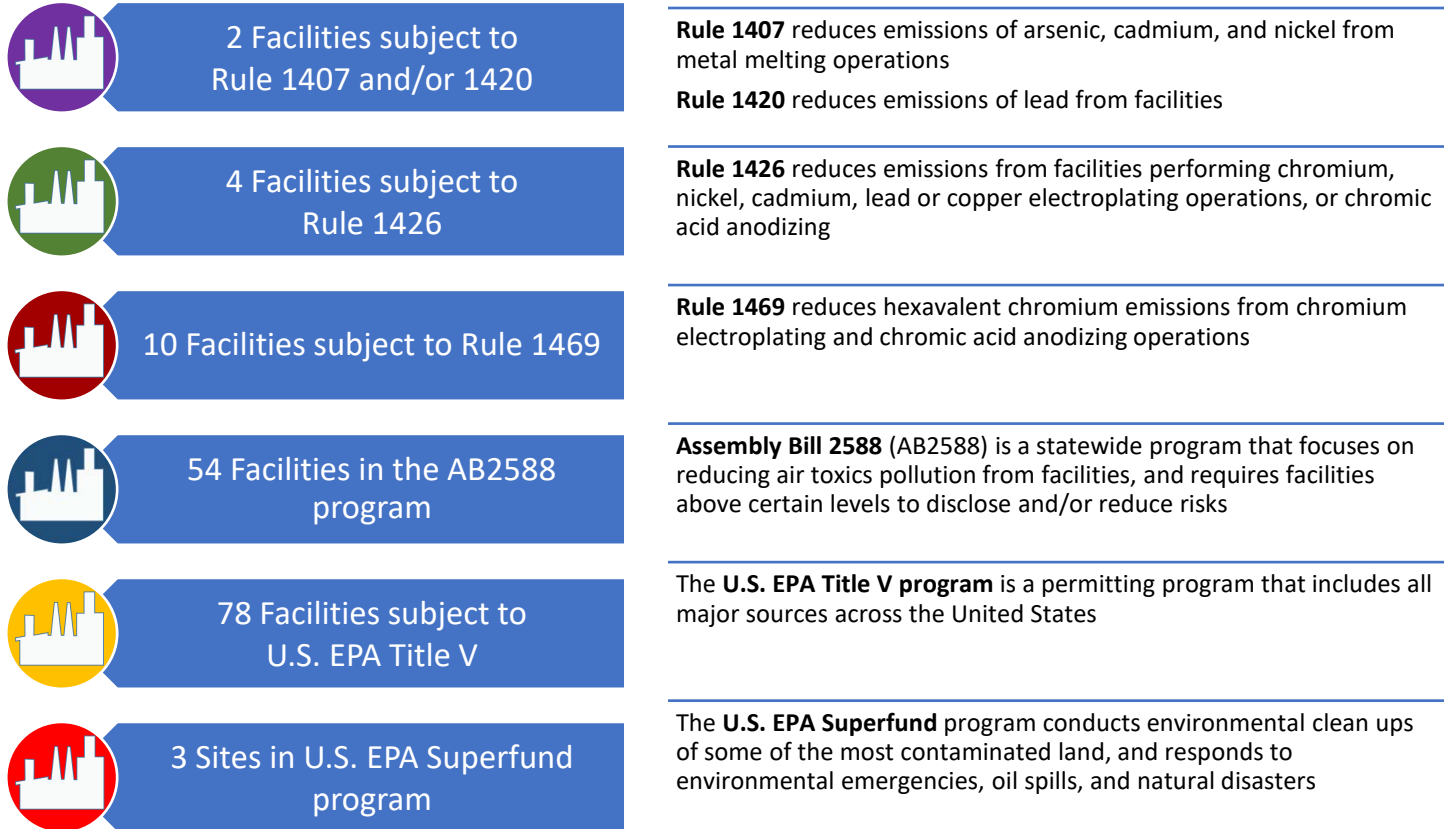
Table 3a-2: List of air quality concerns identified by the Wilmington, Carson, West Long Beach CSC and members of the public

Label	Concern Name	Category	Label	Concern Name	Category
1	110/91 and 405/710 Fwy	Mobile Source	36	Phillips 66	Stationary Source
2	110/91 and 405/710 Fwy	Mobile Source	37	Rancho Dominguez High School	Sensitive Receptor
3	5 Points Intersection	Mobile Source	38	Rosecrans oil fields	Stationary Source
4	710 Freeway	Mobile Source	39	SERRF - Waste to Energy	Stationary Source
5	91/710 Fwy	Mobile Source	40	Shell Tank Farm	Stationary Source
6	Alameda corridor	Mobile Source	41	Silverado Park	Sensitive Receptor
7	Alondra, Storage Container	More Info Needed	42	Storage tanks – Rancho LPG Holdings	Stationary Source
8	Asphalt Plant	More Info Needed	43	Sulfur pile	Stationary Source
9	Bixby Marshlands	More Info Needed	44	Susceptible Residential Area	Sensitive Receptor
10	Cabrillo High School	Sensitive Receptor	45	Terminal Island	Mobile Source
11	Carousel Tract	Need More Info	46	Traffic - Sepulveda/Avalon	Mobile Source
12	Carson Logistics	Need More Info	47	Traffic East of Transportation Corridor	Mobile Source
13	Carson warehousing district	Mobile Source	48	Truck traffic - Harry Bridges	Mobile Source
14	Chemical Facility	Stationary Source	49	Truck traffic - 405/Wilmington	Mobile Source
15	Chemical Storage	Stationary Source	50	Truck traffic – Terminal Isl. Fwy	Mobile Source
16	Del Amo Elementary	Sensitive Receptor	51	Valero Refinery	Stationary Source
17	Dolphin Park	Sensitive Receptor	52	Ventura Transfer	Mobile Source
18	Dominguez Tech/Distribution Area	Need More Info	53	Victoria Park	Sensitive Receptor
19	Expanding oil wells	Need More Info	54	Waste Management Transfer Station	Mobile Source
20	Port - Fueling terminals	Need More Info	55	Wastewater discharge point into harbor	Stationary Source
21	Harbor UCLA Hospital	Sensitive Receptor	56	Wastewater treatment facility	Stationary Source
22	Hazardous Material Sources	Stationary Source	57	Warehouses, Watson Land Corps	Mobile Source
23	ICTF	Mobile Source	58	Wilmington oil fields	Stationary Source
24	Intermodal facilities	Mobile Source	59	Wilmington Senior Center, Cemetery	Sensitive Receptor
25	Kinder Morgan	Mobile Source	60	Victoria Golf Course	Sensitive Receptor
26	LA/Long Beach Port	Mobile Source	61	Fueling Terminal	Need More Info
27	Cement/Gravel Yard – Sir Mix Concrete Products	Stationary Source	62	Rail – Along Eubank	Mobile Source
28	LGB	Outside Boundary	63	Macerich Development	Stationary Source

Label	Concern Name	Category	Label	Concern Name	Category
29	Miller Children's Hospital, LB Memorial Hospital	Sensitive Receptor	64	Wilmington Ave. at Rail Crossing	Mobile Source
30	Marathon/Tesoro Refinery	Stationary Source	65	E. Lomita Blvd.	Mobile Source
31	Military installation	Stationary Source	66	Lackme Ave. Near Rail Crossing	Mobile Source
32	Oil drilling	Stationary Source	67	Lomita Blvd./Eubank Ave. Truck	Mobile Source
33	Oil drilling	Stationary Source	68	John Mendez Baseball Park	Sensitive Receptor
34	Oil production facility	Stationary Source	69	Carson St. between Wilmington	Mobile Source
35	On/Off Ramp Traffic	Mobile Source	70	Del Amo Blvd. between Wilmington and Alameda	Mobile Source

Many South Coast AQMD rules are related to a specific type of operation or pollution source. Figure 3a-2 describes the number of facilities in this community that are subject to some key South Coast AQMD rules to control emissions from facilities processing metals. The figure also includes information about facilities that are in important state and federal programs, which includes major sources of air pollution or other types of environmental pollution. Appendix 3a lists the REgional CLean Air Incentives Market (RECLAIM) facilities in this community that may be subject to Best Available Retrofit Control Technology (BARCT) and whether they are in the State cap-and-trade program. Appendix 3a also provides a list of facilities in the community that are in the AB 2588 program.

Figure 3a-2: Key stationary sources in the Wilmington, Carson, West Long Beach community, by regulatory program



The following air quality priorities for the CERP were identified by the CSC and members of the public for the Wilmington, Carson, West Long Beach community:

- Refineries
- Ports
- Neighborhood Truck Traffic
- Oil Drilling and Production
- Railyards
- Schools, Childcare Centers, and Homes – Exposure Reduction

Actions to address each of these air quality priorities are described in Chapter 5.

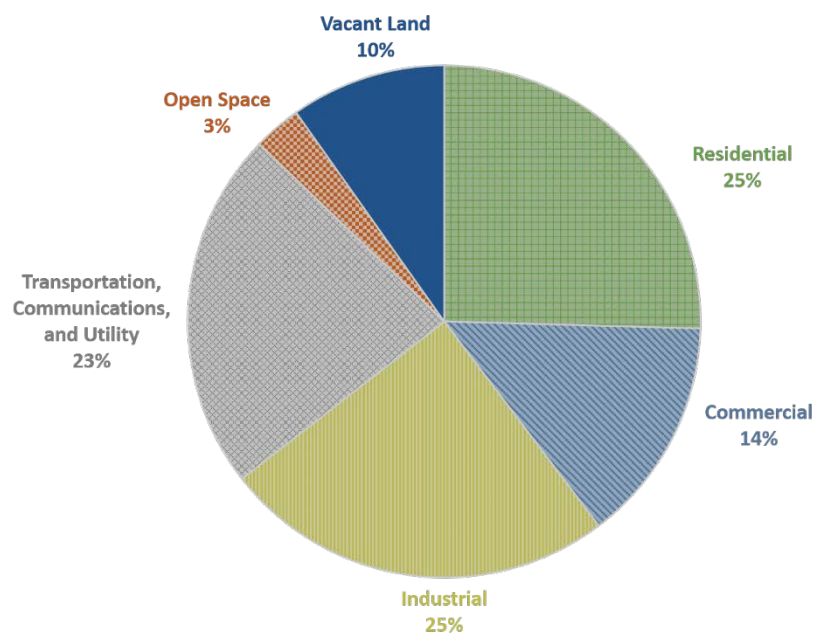
The South Coast AQMD and the California Air Resources Board (CARB) both develop and enforce air pollution regulations to reduce emissions, improve air quality, and protect public health. While CARB has primary authority over mobile sources, the South Coast AQMD has authority over stationary sources and “indirect sources”, which are facilities that attract mobile sources. Examples of indirect sources include warehouses and railyards. Specific information about ongoing rule development that is relevant to these air quality priorities is provided in Chapter 5.

Community Air Pollution Profile and Related Data

Understanding what air pollution sources exist in the community and what air pollutants come from these sources helps identify key sources that can be addressed through CERP actions. This section presents data based on previous cumulative impact studiesⁱⁱ to describe the impacts of toxic air pollutants in this community, as well as other environmental pollution, public health factors, and social and economic factors that make people more sensitive or vulnerable to the health effects of pollution.²

The Wilmington, Carson, West Long Beach community is shown in Figure 3a-1. The land area of this community is 71.86 mi². About 25% of this land area is used for residential living, 25% is zoned for industrial uses, and 23% is used for freeways, roadways, and land used for utilities and communications services (Figure 3a-3).ⁱⁱⁱ

Figure 3a-3: Land use profile in Wilmington, Carson, West Long Beach



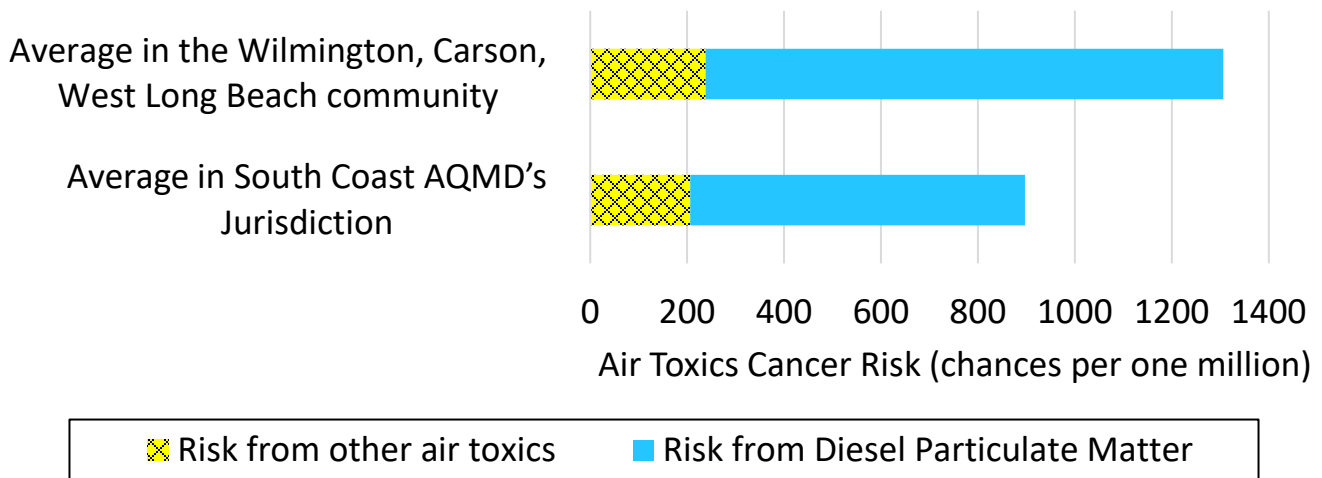
Air toxics are one group of air pollutants that can affect public health on a local community scale. These pollutants include, but are not limited to from diesel exhaust and metal particulate pollutants (e.g., hexavalent chromium, lead, arsenic, nickel, etc.), and gases (e.g., benzene, formaldehyde, etc.). The South Coast AQMD conducts the Multiple Air Toxics Exposure Study (MATES) every few years to understand the cumulative health impacts of air toxics in communities across the region. The most recently completed study was MATES IV, which was conducted in 2012-2013, and used air toxics monitoring, emissions inventories, modeling, and health risk assessment techniques to calculate the

ⁱⁱ More information regarding MATES IV and the final report can be found on South Coast AQMD's website at: <http://www.aqmd.gov/home/air-quality/air-quality-studies/health-studies/matesiv>.

ⁱⁱⁱ Land use refers to how certain areas of land are classified for development and use. Land use data is often used for city or county planning, such as the placement of housing developments and transportation hubs. Land use data is derived from the 2016 Southern California Association of Governments (SCAG) Regional Transportation Plan/ Sustainable Communities Strategy, which is based on 2012 data.

cancer risk due to toxic air pollutants (“air toxics cancer risk”).^{iv} MATES V is currently in progress. Based on MATES IV modeled data, approximately three-quarters of the air toxics cancer risk in the Basin is due to diesel particulate matter (Figure 3a-4). The air toxics cancer risk in the Wilmington, Carson, West Long Beach community is much higher than the average in the Basin, and it is also dominated by diesel particulate matter.

Figure 3a-4: Air toxics cancer risk, based on MATES IV modeled data




Mobile sources include trucks, ships, trains, cars, buses, and other mobile equipment. Much of this equipment is powered by diesel, which is the air toxic pollutant with the highest impact in this community. The community includes more than 40 miles of freeways, 2 marine ports (which are the two largest container ports in the United States), and 9 railyards,^v including two railyards that are located near residential areas (Figure 3a-5).

^{iv} More information regarding MATES IV and the final report can be found on South Coast AQMD's website at: <http://www.aqmd.gov/home/air-quality/air-quality-studies/health-studies/matesiv>.

^v Includes rail terminals, railroad facilities, and freight and passenger maintenance facilities.

Figure 3a-5: Diesel mobile sources in Wilmington, Carson, West Long Beach



Understanding the community's public health and socioeconomic profile helps to provide context for the work being done through this CERP. CalEnviroScreen 3.0 is a screening tool developed by the California Office of Environmental Health Hazard Assessment (OEHHA) that is used to identify communities that are most affected by various sources of pollution, and where people are especially vulnerable to the effects of pollution. The CalEnviroScreen 3.0 data show that this community has public health factors, as well as social and economic factors, that make the community more sensitive and vulnerable to the harmful effects of air pollution compared to statewide averages (Figures 3a-6 and 3a-7). These data show that, on average, the Wilmington, Carson, West Long Beach community has generally worse public health factors and more social and economic disadvantages compared to California as a whole. The public health factors specifically show that this community has higher rates of emergency department visits for asthma and heart disease, and more babies born with a low weight in comparison to statewide averages.

Figure 3a-6: CalEnviroScreen 3.0 scores for public health factors in Wilmington, Carson, West Long Beach compared to statewide averages

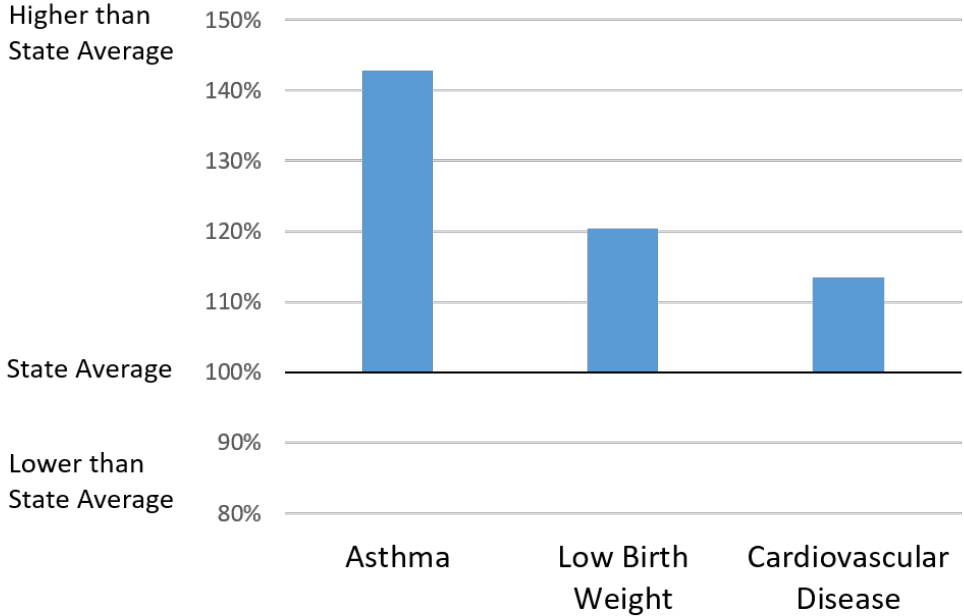
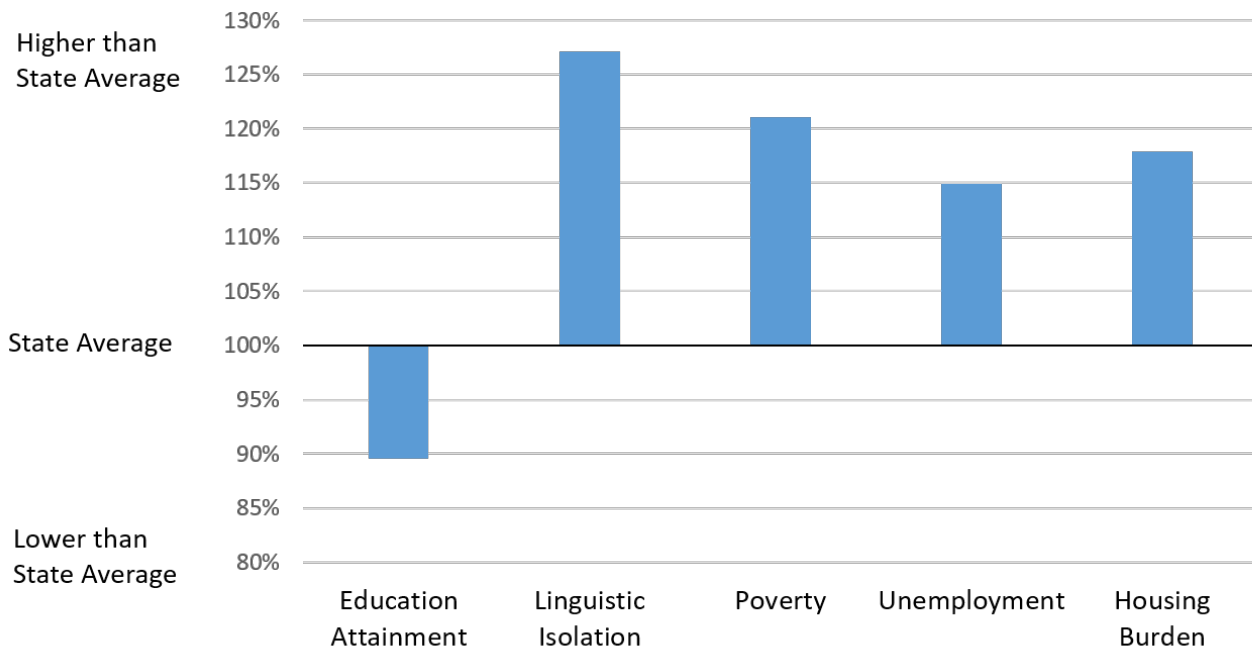


Figure 3a-7: CalEnviroScreen 3.0 scores for social and economic factors in Wilmington, Carson, West Long Beach compared to statewide averages^{vi}



References

1. South Coast AQMD, Community Air Monitoring Plan (CAMP) for the Wilmington, Carson, West Long Beach, http://www.aqmd.gov/docs/default-source/ab-617-ab-134/camps/wcwlb_camp.pdf, Accessed July 2019.
2. Office of Environmental Health Hazard Assessment, CalEnviroScreen 3.0, <https://oehha.ca.gov/calenviroscreen/report/calenviroscreen-30>, Accessed June 2019.

^{vi} The statewide average may not be at the 50th percentile because it is a population-weighted average. The average depends on both the distribution of population and the distribution of the number of each factor, and both these factors are not symmetrical.

CHAPTER 3B:

COMMUNITY PROFILE

SOURCE ATTRIBUTION

THIS PAGE IS INTENTIONALLY LEFT BLANK

Chapter 3b: Emissions Inventory and Source Attribution

Introduction

The Community Emissions Reduction Plan (CERP) identifies air quality priorities based on community input and from evaluating technical data on emission sources in the community. The CERP defines actions and strategies to reduce the emissions and exposure burden from sources of criteria air pollutants (CAPs) and toxic air contaminants (TACs). To accurately determine emission reductions from these actions and strategies, a baseline reference needs to be established. The baseline reference can be achieved through an emissions inventory that includes accounting of sources and their

resulting emissions. This rigorous accounting of sources, their emissions and their contribution to the cumulative exposure burden is what the CARB guidelines identify as the source attribution analysis. Per the direction in the CARB guidelines, source attribution is required to meet the following AB 617 statutory requirements:

California Health and Safety Code § 44391.2 (b) (2) directs CARB to provide “[a] methodology for assessing and identifying the contributing sources or categories of sources, including, but not limited to, stationary and mobile sources, and an estimate of their relative contribution to elevated exposure to air pollution in impacted communities...”

The CARB guidelines recommended five potential technical approaches for the source attribution analysis. The options presented are: developing an emissions inventory, air quality modeling, targeted air monitoring/back trajectory/pollution roses/inverse modeling, chemical mass balance, and positive matrix factorization. Among these options, based on the availability of data and resources, this source attribution analysis employs the emissions inventory and air quality modeling analysis approaches to identify sources contributing to air pollution levels in the community, with an emphasis on identifying sources within the community (emissions inventory). More information on source attribution methods is included in the Source Attribution Methodology report.¹ The most recent air quality modeling analysis was conducted as part of the

Chapter 3b Highlights

- Information about the sources of air pollution in this community is presented in a “source attribution” analysis
- Diesel particulate matter is currently the main air toxic pollutant in this community, and it comes mostly from on-road and off-road mobile sources
- Other key air toxic pollutants in this community are 1,3-butadiene (mostly from the chemical industry) and hexavalent chromium (mostly from brake wear)
- Volatile organic compounds (VOCs) come primarily from petroleum refining and marketing
- In future years, overall diesel emissions increase due to increases in Ocean-Going Vessel (OGV) emissions, and continues to be the main driver of air toxics cancer risk in this community

Multiple Air Toxics Exposure Study (MATES IV) in 2015, which showed that Diesel Particulate Matter (DPM) was the air pollutant that contributed most to the air toxics cancer risk in the South Coast Air Basin, with the Wilmington, Carson, West Long Beach (WCWLB) community having a higher air toxics cancer risk compared to the overall average (Figure 3b-5). A community-specific emissions inventory was developed for CAPs and TACs based on the most recent available datasets.

The WCWLB community contains some obvious sources of air pollution, including Ports of Los Angeles and Long Beach, which accommodates ocean-going vessels, commercial harbor craft, locomotives, cargo handling equipment and drayage trucks. More than 40 miles of freeways and nine rail yards are located within the community. This community also encompasses large stationary industrial sources, including five petroleum refineries, one sulfur recovery plant, and two hydrogen production plants. The source attribution analysis highlights that in the year 2017, off-road mobile sources were the predominant sources of DPM, with the major contributors being ocean-going vessels, off-road diesel equipment, heavy-heavy duty trucks, medium-heavy duty trucks, and trains. In this community, 1,3-butadiene has the second largest contribution to the community-wide air toxics cancer risk. 1,3-butadiene is emitted from point, area, off-road mobile and on-road mobile sources with industrial processes in point and area sources being the largest single industrial sector emitting this air toxic compound. Hexavalent chromium is the third largest contributor to community air toxics cancer risk, and the main sources are on-road mobile and fuel combustion process from petroleum refining among point sources. The analysis presented in this chapter provides further details on the sources of VOCs and PM_{2.5}. Projected emissions in future years show decreases in DPM emissions, although DPM continues to be the main contributor to air toxics cancer risk. 1,3-butadiene, hexavalent chromium and benzene are the next major contributors in this community.

The community-level emissions and their sources are discussed in this chapter. The detailed methodology to develop these emissions is provided in the Source Attribution Methodology report.¹ The following sections contain discussions about base year emissions and future year emissions of CAPs and TACs. A summary of the information is provided at the end of the chapter.

Base Year Emissions Inventory and Source Attribution

Overall profiles of CAPs and TACs

A variety of sources contribute to the emissions of criteria pollutants in the WCWLB community, with different sources emitting different types of air pollutant (Figure 3b-1). In this community, off-road mobile sources are the largest emitters of NO_x (45%), with ocean-going vessels (OGV) being the largest contributor (Figure 3b-1). Point sources are the second largest contributors (29%) due to the presence of large facilities such as petroleum refineries, sulfur recovery plant and hydrogen production plants. On-road mobile sources also contribute significantly to NO_x emissions, with the largest contribution from heavy duty trucks associated with goods transport across this community.

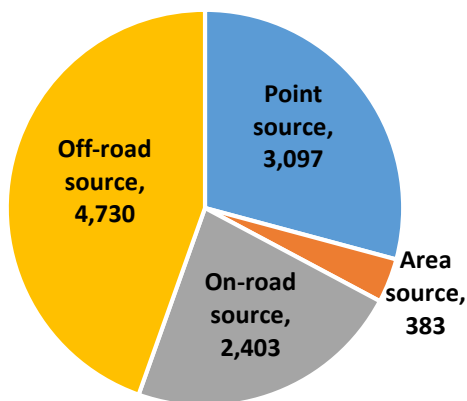
VOC emissions are mostly from area and point sources. Typically, consumer products are the largest single source of VOC emissions in the South Coast Air Basin, however, the petroleum refining industry is the largest VOC emitter in this community. Approximately 32% of the total VOC emissions in this community are attributed to processes related to petroleum refining. The second largest contributor to the community's VOC emissions is consumer products. Off-road and on-road mobile sources account for marginal portions of the total VOC emissions.

The largest contribution to PM_{2.5} emissions in the WCWL community originates from point sources, mostly from fuel combustion in industrial and petrochemical processes. Miscellaneous area sources, like commercial cooking, residential fuel combustion and paved road dust, also contribute to a large portion of PM_{2.5} emissions. PM is also emitted from mobile sources via fuel combustion exhaust and tire and brake wear. It is important to note that ambient PM_{2.5} concentrations in the community have decreased steadily in the past decades due to the reductions of PM_{2.5} precursor emissions such as NO_x, SO_x, and VOC. Ambient PM_{2.5} can be either formed through chemical reactions of its precursor pollutants or be emitted directly from sources. In the South Coast Air Basin, including in this community, the majority of ambient PM_{2.5} is formed by secondary chemical reactions in the atmosphere rather than directly emitted PM_{2.5} from local sources. Accordingly, although PM_{2.5} emissions has decreased marginally over the past decade, the ambient PM_{2.5} concentrations have been improved substantially.

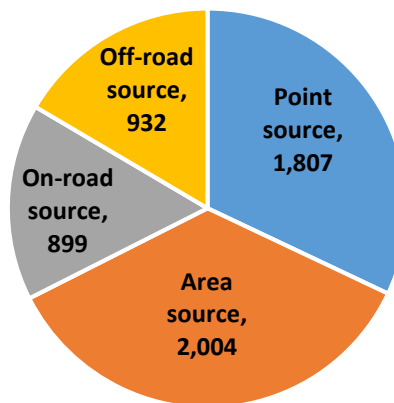
TAC emissions from point sources were compiled from the emissions reported by facilities. TAC emissions from area, on-road mobile, and off-road mobile sources were calculated using chemical speciation profiles applied to PM or TOG emissions. Details on the chemical speciation profiles are provided in a separate Source Attribution Methodology report. In total, 22 air toxic compounds were analyzed and included in this report. These compounds are consistent with the basic TACs that facilities subject to Annual Emissions Reporting (AER) requirements report to South Coast AQMD annually, except for chlorofluorocarbons (CFCs) and ammonia. CFCs do not have an associated cancer risk, and ammonia is a PM precursor, and therefore included in the CAPs emissions table.

Figure 3b-1: Contribution of major sources to NOx emissions, VOC emissions, PM2.5 emissions in the Wilmington, Carson, West Long Beach community in 2017. Emissions are shown in tons/year

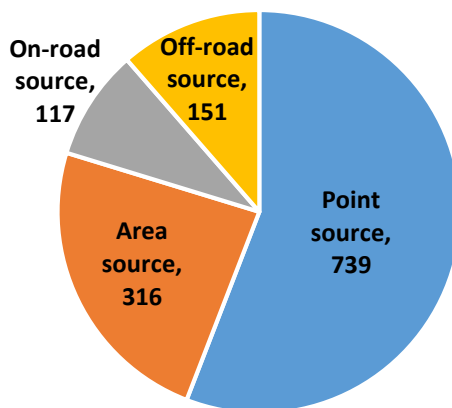
Wilmington, Carson, West Long Beach
NOx in 2017 (tons/year)



Wilmington, Carson, West Long Beach
VOC in 2017 (tons/year)



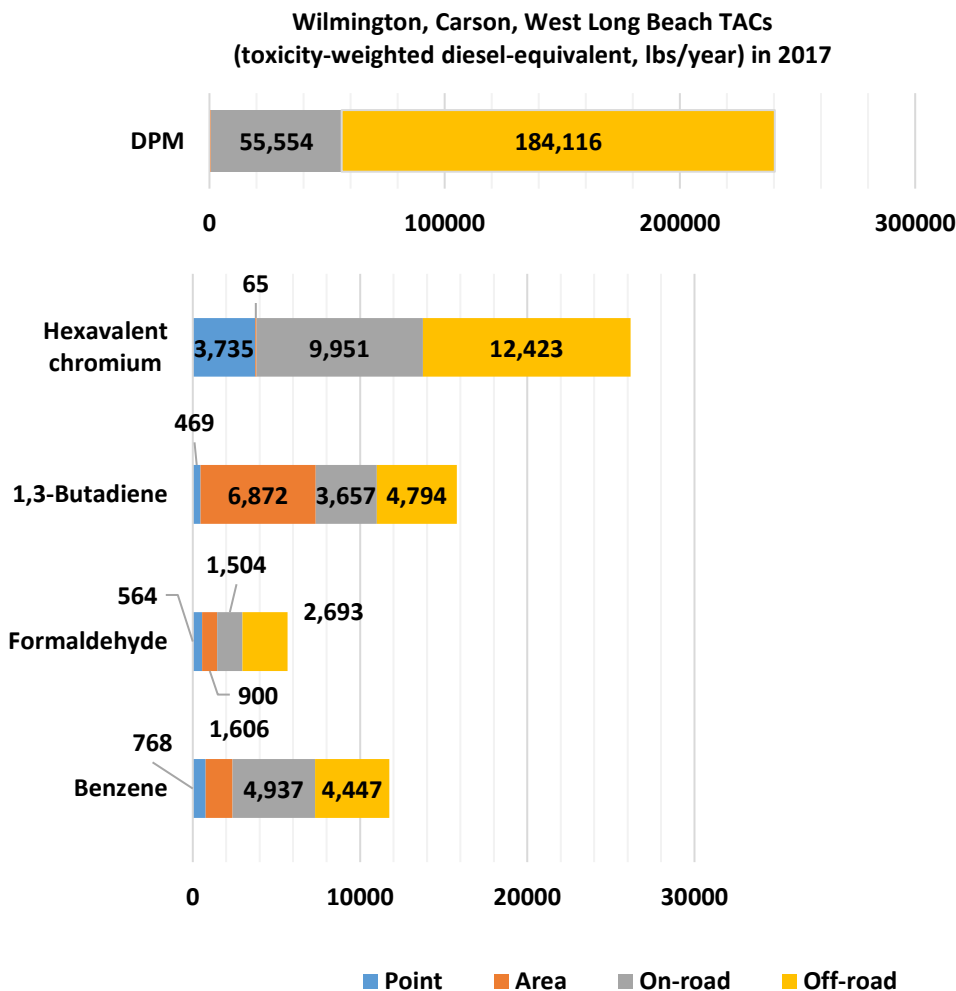
Wilmington, Carson, West Long Beach
PM2.5 in 2017 (tons/year)



The contribution from point, area, on-road mobile and off-road mobile emission sources to TAC emissions in this community are presented in Figure 3b-2. Note that the emissions in the figure are weighted based on the toxicity (hereafter referred to as toxicity-weighted emissions) of each TAC relative to diesel PM (DPM). For example, Cr6+ has a cancer toxicity that is approximately 464 times higher than that of DPM. Thus, Cr6+ emissions are multiplied by 464 to estimate the toxicity-weighted emissions of Cr6+. The units for the toxicity-weighted DPM-equivalent emissions are expressed in pounds per year (lbs/year). This weighting approach enables

comparisons across the contribution of each TAC to overall cancer risk using a consistent, toxicity-weighted scale. The toxicity factors are calculated using cancer potency and basin-average inhalation rates. Since the toxicity-weighted factors are relative to DPM, relative weighting factors using toxicity should be equivalent to weighting factors calculated using cancer potency. However, due to precision and rounding errors, weighting factors using toxicity might not be identical to the weighting factors calculated using cancer potency for some TACs. Figure 3b-2 shows that DPM is the biggest contributor to the overall cancer risk in the community, followed by 1,3-butadiene, hexavalent chromium and benzene. Figure 3b-2 also shows the major source categories of these main TACs. DPM emissions in this community are almost entirely from mobile sources. A significant portion of Cr6+ is also emitted from on-road mobile sources, likely from brake wear. A detailed emissions inventory by major source categories is provided in Appendix 3b.

Figure 3b-2: Contribution of major sources to toxic air contaminant emissions in the Wilmington, Carson, West Long Beach community in 2017 (shown in lbs/year, weighted by toxicity). Note the different scale for DPM with respect to the other air toxics.



Stationary and Area Sources

Figure 3b-3 indicates the sources where VOC and PM_{2.5} emissions are originated from in the stationary and area source sectors in the WCWLB community in 2017. The largest contribution to VOC emissions are from petroleum production and marketing, due to presence of several petroleum refineries in this community. Solvent evaporation from consumer products and industrial processes is the second largest source of VOCs, and various industries also contribute significantly to total VOC emissions.

Direct emissions of PM_{2.5} in the WCWLB community originate from a wide range of activities, with fuel combustion associated with the refinery industry as the largest contributor. Other important source categories contributing to PM_{2.5} emissions include commercial cooking, residential and commercial fuel combustion, and paved road dust.

Figure 3b-4 illustrates the emissions of the major toxic air pollutants from stationary and area sources in the community. The emissions of each pollutant are weighted by their toxicity relative to DPM. In this community, 1,3-butadiene and hexavalent chromium are the predominant air toxics from stationary sources. 1,3-butadiene is mostly emitted from industrial processes (Figure 3b-5), especially in the chemical industry, whereas the major source for hexavalent chromium emissions is from fuel combustion in manufacturing and from the coatings industry.

Figure 3b-3: Source attribution of VOC emissions and PM2.5 emissions from stationary and area sources in the Wilmington, Carson, West Long Beach community for 2017

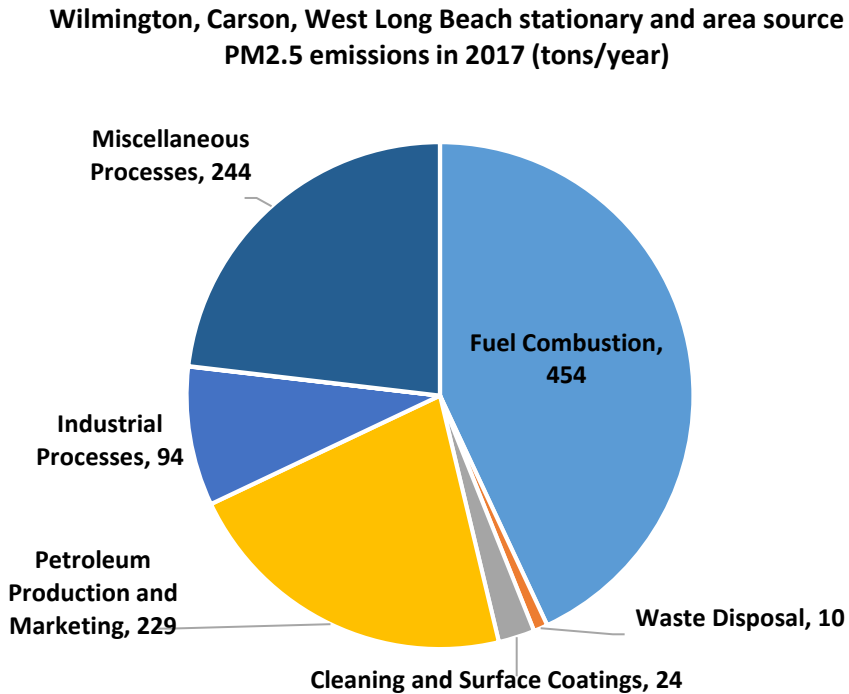
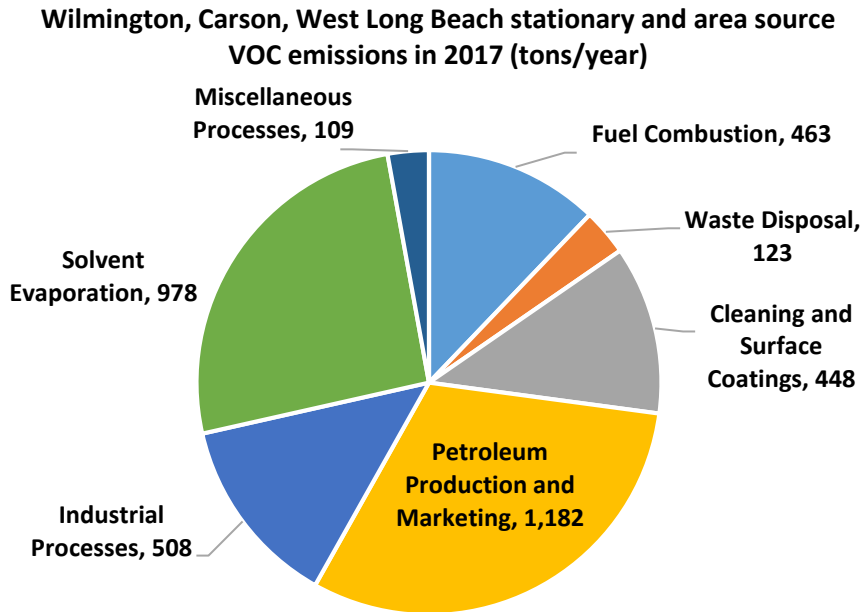


Figure 3b-4: Toxic air contaminant emissions, weighted by toxicity, from stationary and area sources in the Wilmington, Carson, West Long Beach community for 2017 (shown in lbs/year, weighted by toxicity)

**Air toxics from stationary and area sources in 2017 (lbs/year)
in the Wilmington, Carson, West Long Beach community**

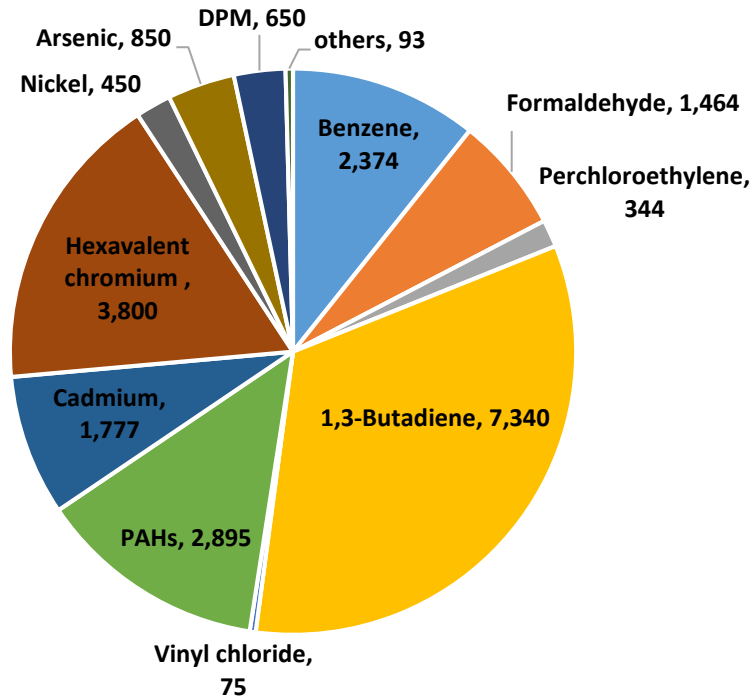
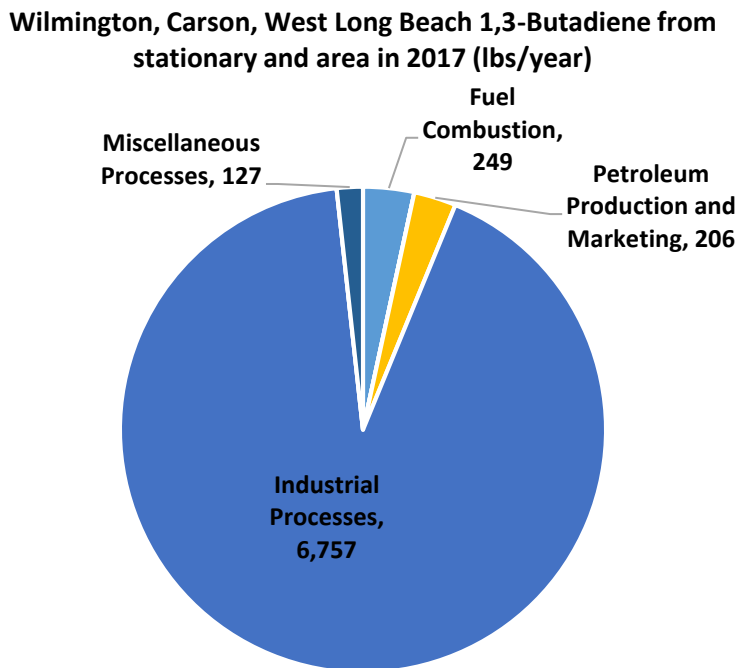


Figure 3b-5: Source attribution of 1,3-butadiene emissions from stationary and area sources in the Wilmington, Carson, West Long Beach community for 2017 (shown in lbs/year, weighted by toxicity)



On-road Mobile Sources

Figure 3b-6 presents the contribution of different vehicle classes to total VOC and PM_{2.5} emissions. In general, passenger vehicles and light- and medium-duty vehicles contribute to the majority of VOC and PM_{2.5} emissions, with 88% and 68% of the total VOC and PM_{2.5} emissions, respectively. VOC emissions are mostly from gasoline vehicles,ⁱ and, as a result, passenger cars are the main contributor to VOC emissions because of the large number of vehicles and miles traveled by these types of vehicles in this community. Heavy-duty trucks are the second largest emitters of VOCs and PM_{2.5}. Heavy-duty diesel vehicles tend to have higher PM exhaust and tire and brake wear emissions per mile driven compared to gasoline cars, and despite contributing to less than 10% of the total vehicle miles traveled in Los Angeles County, heavy-duty vehicles contribute to more than 25% of the total PM_{2.5} emissions from on-road sources.ⁱⁱ

Air toxics emissions from on-road sources are largely dominated by DPM (Figure 3b-7). The largest contributor to DPM emissions is diesel fueled heavy-duty trucks (Figure 3b-8), as the largest impacts from on-road sources in the community are concentrated along the main goods

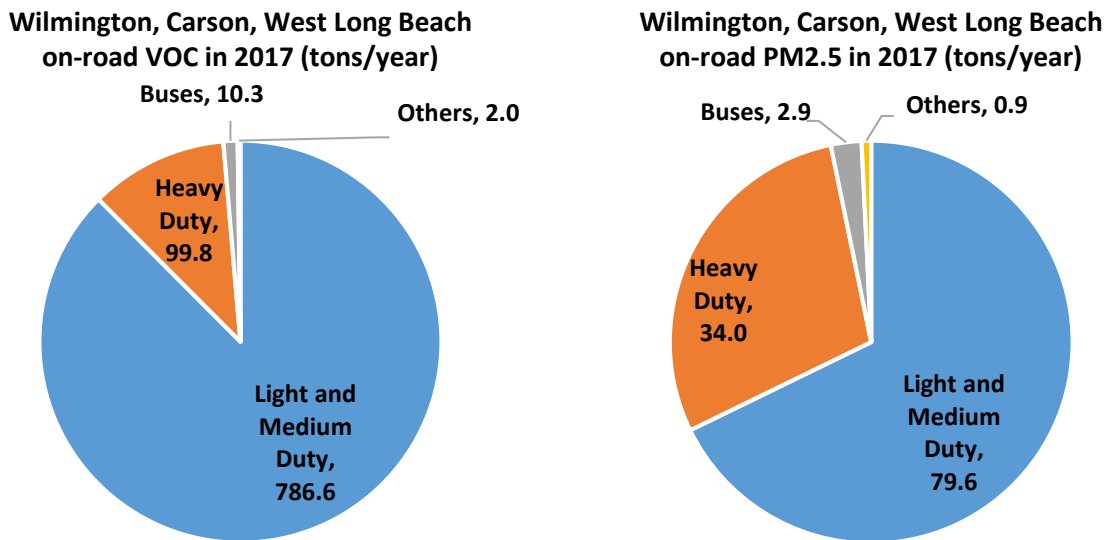
ⁱ These emissions are largely related to evaporative and running losses

ⁱⁱ Heavy-duty diesel vehicles tend to have higher PM exhaust and tire and brake wear emissions per mile driven compared to gasoline cars.

movement corridors. The second largest TAC from on-road sources is hexavalent chromium, which is likely emitted from brake wear and, to a smaller extent, from fuel combustion.ⁱⁱⁱ

Other TACs emitted from on-road sources include benzene, 1,3-butadiene and formaldehyde. Benzene is generated from evaporative losses and from the incomplete combustion of gasoline, whereas formaldehyde and 1,3-butadiene emissions are generated from fuel combustion.

Figure 3b-6: Source attribution of VOC emissions and PM2.5 emissions from on-road sources in the Wilmington, Carson, West Long Beach community for 2017



ⁱⁱⁱ A small fraction of hexavalent chromium was considered to originate from vehicle brake wear. The emission factors were empirically adjusted for the MATES IV analysis. While this approach worked reasonably well for the MATES analysis, further evaluation may be required for adapting this adjustment to more recent data. For example, an adjustment may be required to reflect cleaner vehicle fuels compared to those in use during previous MATES.

Figure 3b-7: Toxic air contaminant emissions, weighted by toxicity, from on-road mobile sources in the Wilmington, Carson, West Long Beach community for 2017 (shown in lbs/year, weighted by toxicity)

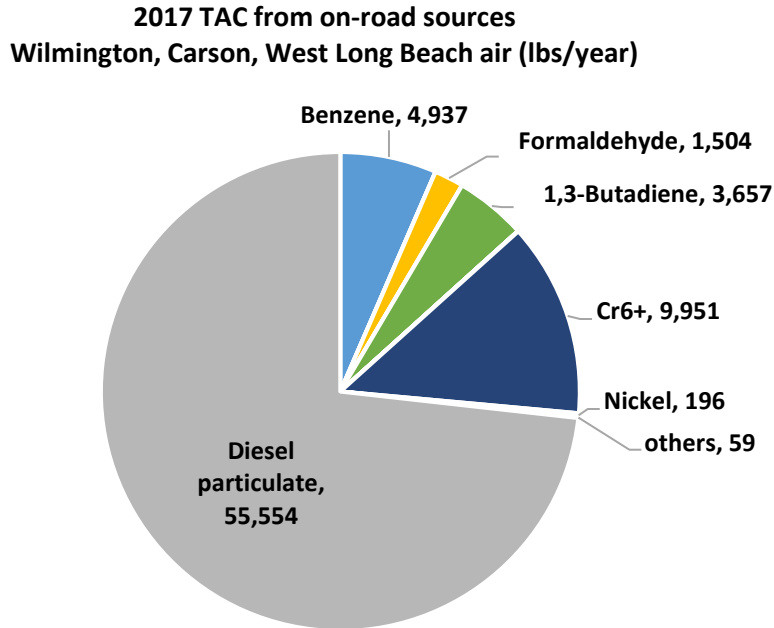
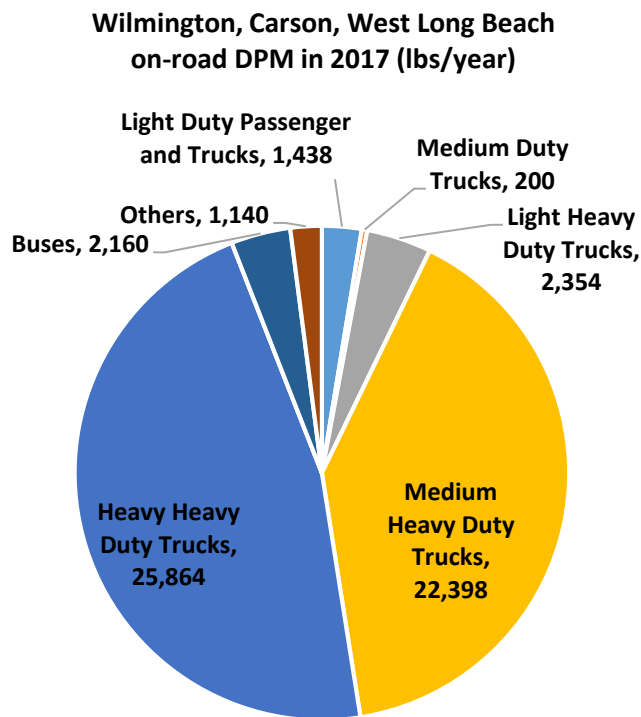


Figure 3b-8: Source attribution of DPM emissions from on-road mobile sources in the Wilmington, Carson, West Long Beach community for 2017 (shown in lbs/year)



Off-road Mobile Sources

Figure 3b-9 provides the source attribution of VOC and PM_{2.5} emissions from off-road sources. The emissions from small off-road equipment contribute to nearly half of the total VOC emissions in this community. This category contains small off-road spark-ignition engines that include lawn and garden, industrial, airport ground support, and commercial utility equipment, golf carts, and specialty vehicles. Port-related activities account for a significant portion of the VOC emissions in the community. OGV and commercial harbor craft emissions combined account for approximately 20%, while recreational boats, including both exhaust emissions and evaporative losses, account for 22% of the community total VOC emissions. OGVs are the largest emitters of PM_{2.5} from off-road sources. The second largest contribution to direct PM_{2.5} emissions is commercial and industrial off-road equipment.

Similarly to the source attribution results for on-road mobile sources, DPM is the largest contributor to TAC emissions from off-road mobile sources in the WCWLB community (Figure 3b-10). DPM mainly originates from OGVs (44%) and industrial off-road equipment (41%) (Figure 3b-11).

Figure 3b-9: Source attribution of VOC emissions and PM2.5 emissions from off-road sources in the Wilmington, Carson, West Long Beach community for 2017

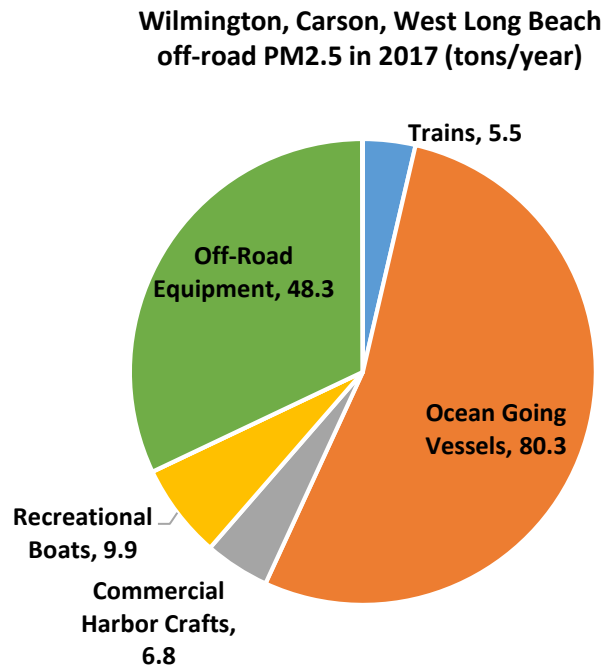
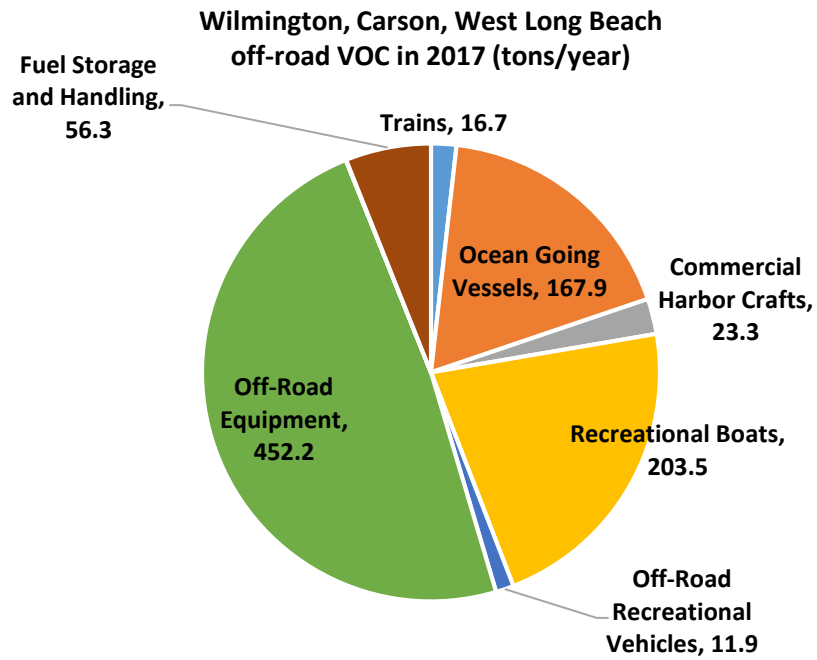


Figure 3b-10: Toxic air contaminant emissions, weighted by toxicity, from off-road mobile sources in the Wilmington, Carson, West Long Beach community for 2017 (shown in lbs/year, weighted by toxicity)

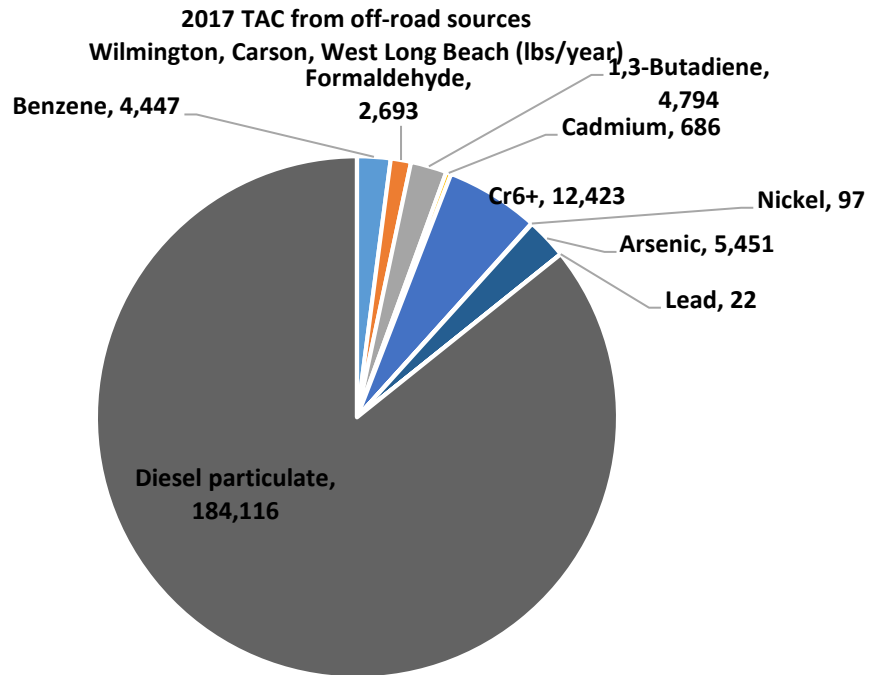
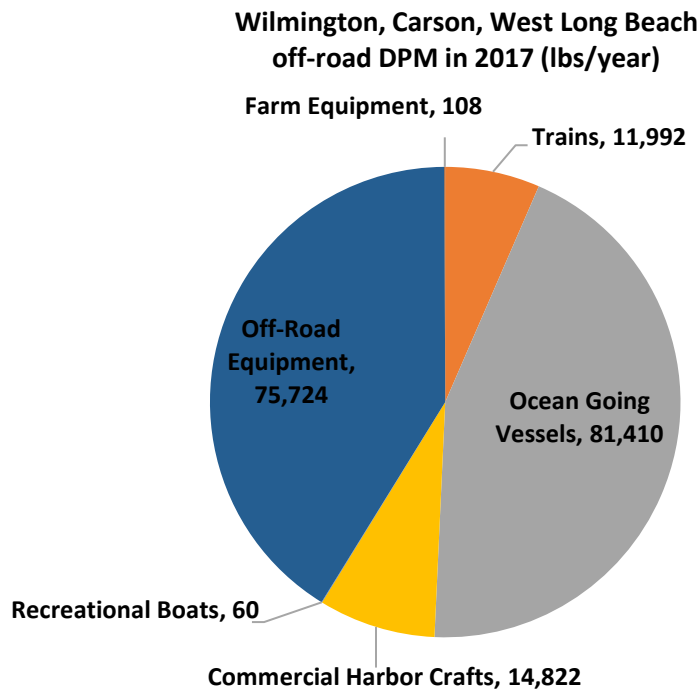


Figure 3b-11: Source attribution of DPM emissions from stationary and area sources in the Wilmington, Carson, West Long Beach community for 2017 (shown in lbs/year, weighted by toxicity)



Future Year Emissions Inventory and Source Attribution

Trend of emission change for CAPs and TACs

Future emissions of CAPs and TACs in the WCWLB community are projected using the best available information on socio-economic growth and emission adjustments reflecting ongoing regulations that reduce specific air pollutants. Regulations reflected in these adjustments include South Coast AQMD regulations and CARB regulations.

Based on available information, to date, there are two (2) facilities within the community boundary subject to Rule 1407 (which regulates toxic emissions from metal melting operations) and/or Rule 1420 (which regulates toxic emissions from lead processing facilities); four (4) facilities subject to Rule 1426 (which regulates toxic emissions from electroplating operations); ten (10) facilities subject to Rule 1469 (which regulates toxic emissions from electroplating and chromic acid anodizing operations).

Furthermore, heavy-duty diesel vehicles in this community will be subject to the CARB truck and bus regulation^{iv}, with implementation dates after 2017; this rule will result in reduced DPM

^{iv} CARB's Truck and Bus Regulations: <https://ww2.arb.ca.gov/our-work/programs/truck-and-bus-regulation>

emissions from these engines. Off-road diesel equipment is also subject to existing state regulations that will reduce DPM emissions from these sources.

South Coast AQMD and CARB are continuing to develop regulations and programs to reduce NOx and VOC emissions, since the adoption of the 2016 AQMP in March 2017. However, control factors for future regulations and programs that are still under development are not reflected in the current inventory. The current inventory for area and stationary sources reflects NOx and VOC rules adopted as of December 2015 and TACs rules adopted as of December 2017. Future versions of the emission inventory will reflect the more recently adopted regulations.

Figure 3b-12 presents the projected major CAPs emissions (NOx, VOC and PM2.5) in the WCWL community in the two future milestone years of 2024 and 2029, along with the base year 2017. The NOx emissions in the community are expected to decrease substantially from 2017 (10,614 tons/year) to 2024 (8,819 tons/year), mainly due to the strict regulations on mobile sources and the emission reduction commitments under the Regional Clean Air Incentives Market (RECLAIM) program. The total NOx emissions in 2029 are projected to rise slightly (9,250 tons/year) due to the increase in industrial and on-road mobile source activities. VOC emissions are expected to decrease by 7% during this 12 year period, mostly due to on-road and off-road emission reductions. Unlike NOx and VOC emissions, PM2.5 emissions remain virtually constant from 2017 to 2024, and then increase by less than 2% by 2029.

Trends for TAC emissions are displayed in Figure 3b-13. DPM continues to dominate the TACs emission inventory in the future years despite a significant reduction in DPM from heavy-duty trucks. DPM emissions decrease by 16% between 2017 and 2024, but increases by 9% between 2024 and 2029. Tables showing detailed emissions of CAPs and TACs are provided in Appendix 3b. The increasing trend after 2024 for DPM is mainly driven by the increase in ports activity and associated OGV emissions. The second largest contributor to TACs is Cr⁶⁺, whose emissions increase from 2017 to 2029 due to increases in brake wear emissions and projected industrial activity growth. 1,3-butadiene is the third largest compounds of TACs, and its emissions decline slightly due to reductions in emissions from vehicles. Benzene and formaldehyde emissions decrease during the 12 year period due to decreases in the emissions from vehicles, whereas emissions from metals (i.e., cadmium, nickel, arsenic and lead) show a slight increasing trend due to projected industrial activity growth.

Figure 3b-14 presents the cumulative TAC emissions by the major categories for the base and two future milestone years. The overall toxicity-weighted emissions decreased between 2017 and 2024, but the overall emissions increased between 2024 and 2029. In particular, diesel heavy duty trucks and off-road equipment decreased substantially over the first 7 years, driving the downward trend of the overall TAC emissions. However, the steady increase in emissions from ships brings the overall emissions up after 2024.

Figure 3b-12: The community total emission trends for NOx, VOC and PM (tons/year) for the years 2017, 2024 and 2029

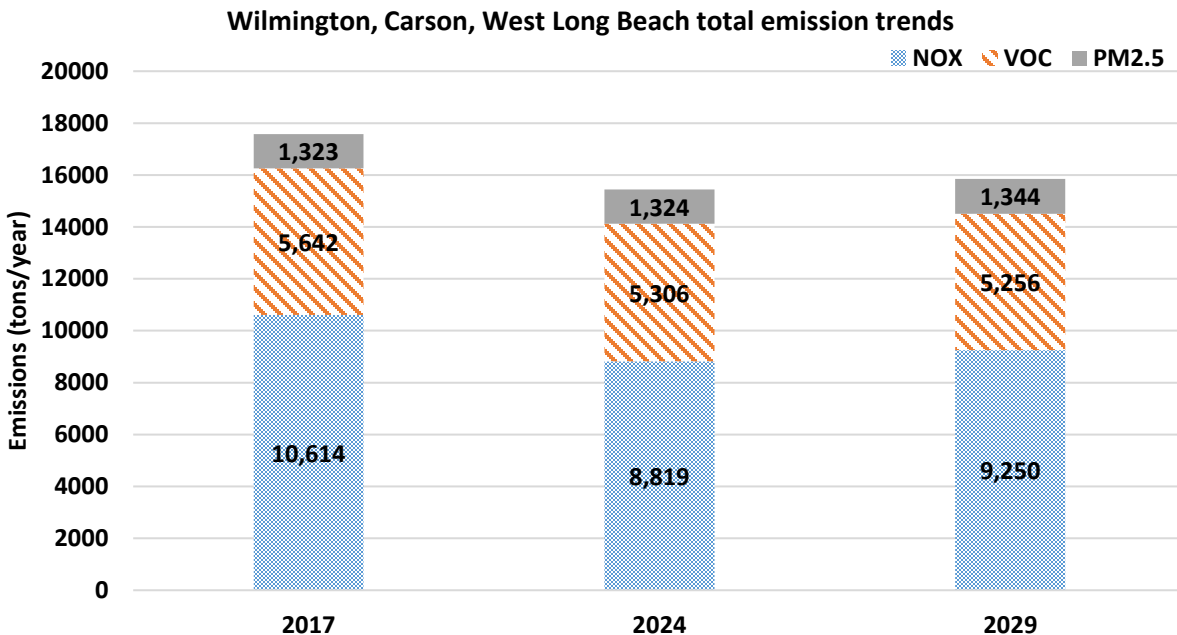


Figure 3b-13: The community total emission trends for toxic air contaminants for the years of 2017, 2024 and 2029 (shown in lbs/year, weighted by toxicity)

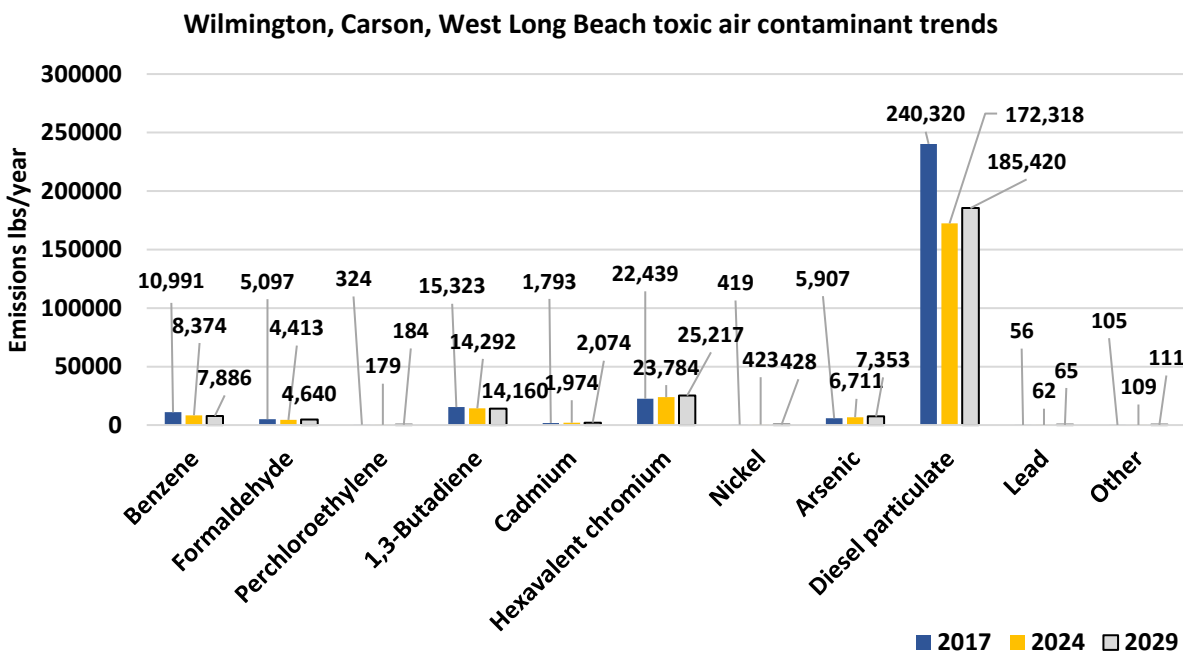
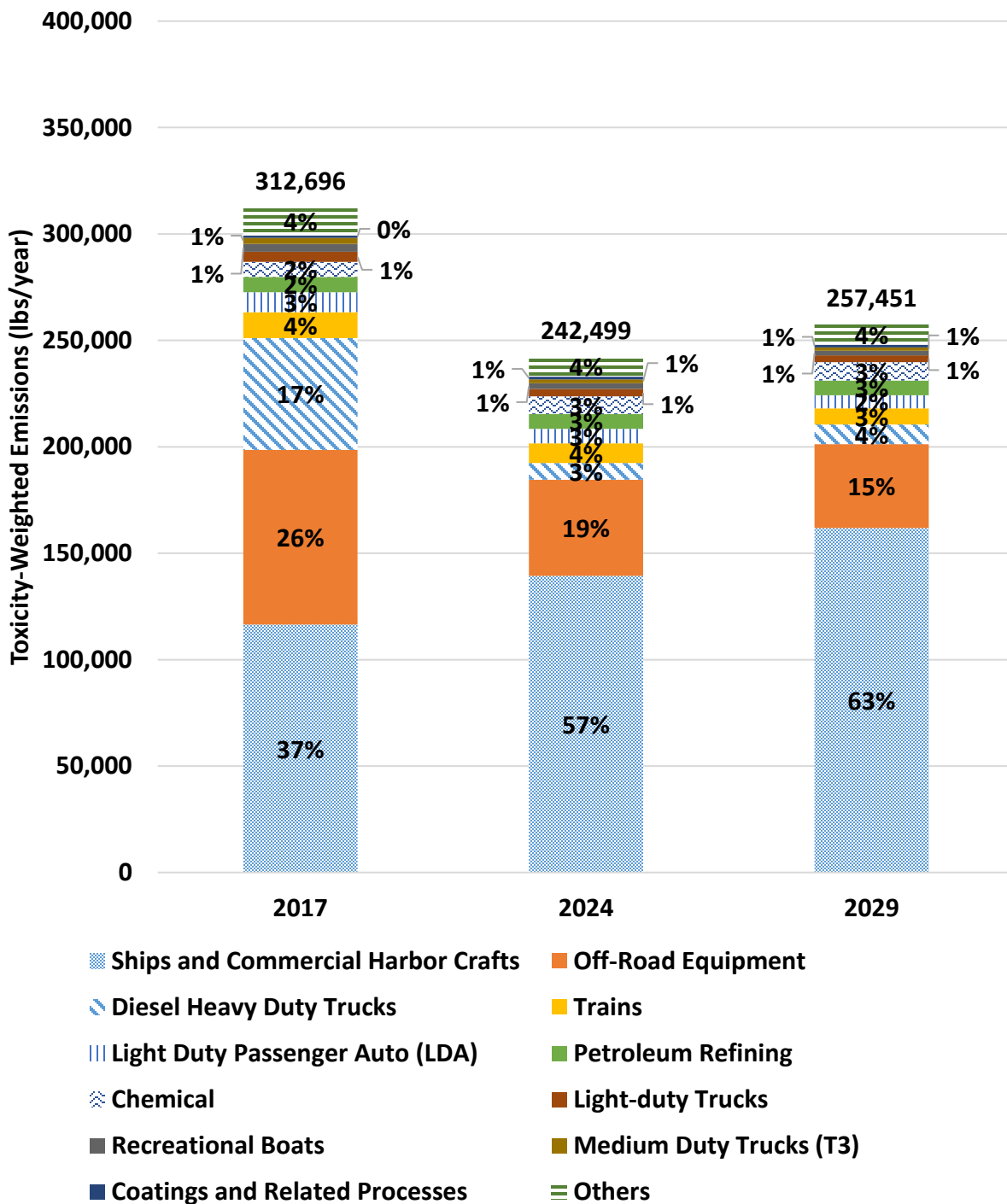


Figure 3b-14^v: Toxic air contaminant emissions from all sources in the Wilmington, Carson, West Long Beach community, shown by major categories. Emissions are weighted based on their toxicity relative to DPM

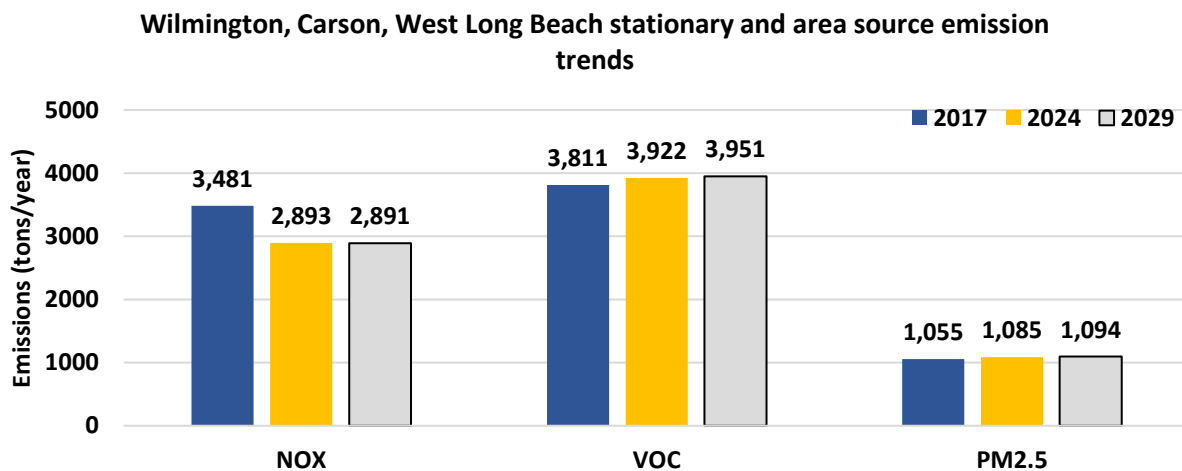


^v Numbers may not add up due to rounding

Stationary and Area Sources

The trends in total emissions of NO_x, VOC and PM_{2.5} from stationary and area sources in this community are shown in Figure 3b-15. NO_x emissions are expected to decline from 2017 to 2024 due to the emission reductions from RECLAIM facilities.^{vi} VOC and PM_{2.5} emissions are expected to grow gradually due to the projected growth in population and economic and industrial activities.

Figure 3b-15: Trends in NO_x, VOC and PM_{2.5} emissions from stationary and area sources in the Wilmington, Carson, West Long Beach community. Emissions are shown in tons per year



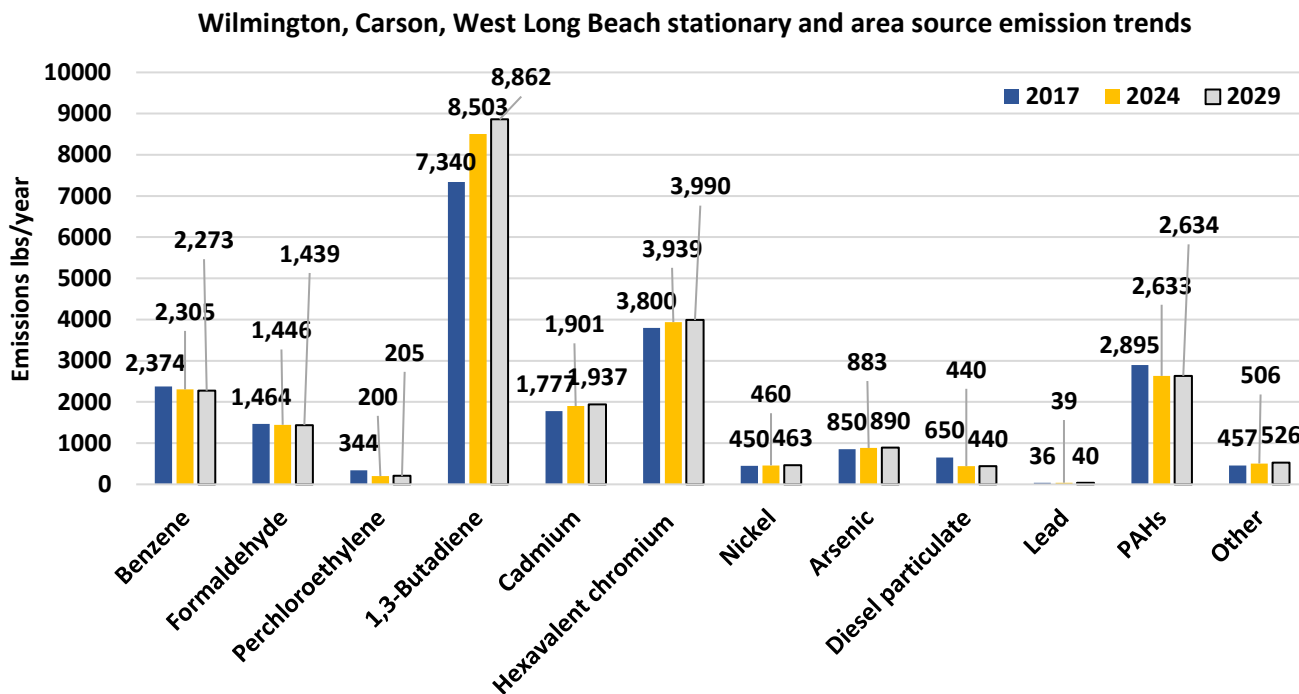
While the total amount of emissions change in the future years, the relative contributions from the various industrial source categories to the total emissions are not expected to change significantly. In this community, petroleum refining and marketing and fuel combustion are expected to continue as the dominant sources of VOC and PM_{2.5} emissions, respectively, in both future milestone years.

Emissions of 1,3-butadiene and hexavalent chromium are the largest contributors to total air toxics emissions from area and stationary sources (Figure 3b-16), and are expected to rise between 2017 and 2029 due to industrial activity growth during the period. Emissions of other TACs that are primarily emitted from industrial activities, i.e., formaldehyde, cadmium, arsenic, nickel, and lead, are also expected to increase due to industrial growth. Only PAHs, benzene, and perchloroethylene emissions decrease. Similar to 2017, the main source of 1,3-butadiene

^{vi} NO_x RECLAIM is an emission cap-and-trade program that includes larger stationary sources located in the Basin. The current regulation, Rule 2002 requires 12 tons per year of NO_x emission reductions from 2016 to 2022. When the rule is fully implemented in 2022, no significant changes in NO_x are expected except for a slight increase from 2024 to 2029 due to the growth in economic, industrial, and commercial activities. The 2016 AQMP includes a control measure to target an additional 5 tons per year of NO_x reduction from the RECLAIM facilities by 2031. The impact of the additional “NO_x shave” is not reflected in the community inventory since December 2015 was the cut off for stationary source regulations to reflect on the inventory. The rulemaking to achieve additional 5 TPD NO_x is still ongoing and will be reflected on the inventory when it is finalized.

emissions is from industrial processes, or more specifically, emissions attributed to the chemical industry.

Figure 3b-16: Trends in toxic air contaminant emissions from stationary and area sources in the Wilmington, Carson, West Long Beach community (shown in lbs/year, weighted by toxicity)

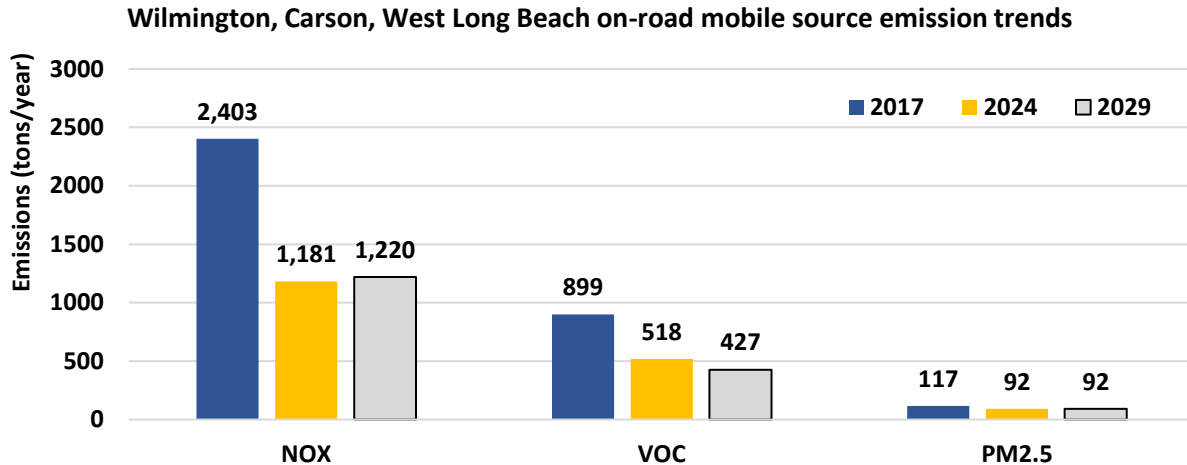


On-road Mobile Sources

Trends for on-road emissions of CAPs are presented in Figure 3b-17. On-road emissions are expected to decline significantly between 2017 and 2024, due to the turnover of light-duty vehicles and heavy-duty trucks to cleaner vehicles. After 2024, passenger vehicles continue to become cleaner and overall emissions continue to decline, despite a continuous increase in vehicle miles traveled (VMT) for all vehicle types through the year 2029 (Table 3b-1). On the other hand, increases in heavy-duty truck activity offsets the gains from regulations on heavy-duty trucks after 2024. As a result, overall NOx emissions from on-road sources increase slightly between 2024 and 2029.

VOC emissions are expected to decline for all vehicle types except for motorcycles, whose emissions grow steadily between 2017 and 2029. PM2.5 emissions are expected to decline for all vehicle types between 2017 and 2024. After 2024, the effect of vehicle regulations on light-, medium- and heavy-heavy duty trucks will be offset by their activity growth (Table 3b-1), resulting in an increase in emissions of PM2.5 from heavy-duty trucks, while passenger vehicle emissions of PM2.5 continue to decline. As a result, overall emissions of PM2.5 from all vehicles combined remain unchanged between 2024 and 2029.

Figure 3b-17: Trends in NOx, VOC and PM2.5 emissions from on-road mobile sources in the Wilmington, Carson, West Long Beach community. Emissions are shown in tons per year



While NOx and VOC emissions decrease substantially with time, PM2.5 emissions decrease at a slower rate. On-road mobile PM2.5 emissions come from two separate processes – exhaust from fuel combustion and tire and brake wear. Emissions from tail pipe exhaust decrease due to regulations. However, tire and brake wear emissions are proportional to vehicle miles traveled (VMT), which are expected to increase during this time period due to economic and population growth. Therefore, the contribution of tire and brake wear to total PM emissions is expected to grow in the future. This growth in PM emissions from tire and brake wear offsets the decreases in PM emissions from vehicle exhaust due to regulation.

Table 3b-1: Trends in VMT (vehicle miles traveled) from on-road mobile sources in the Wilmington, Carson, West Long Beach community

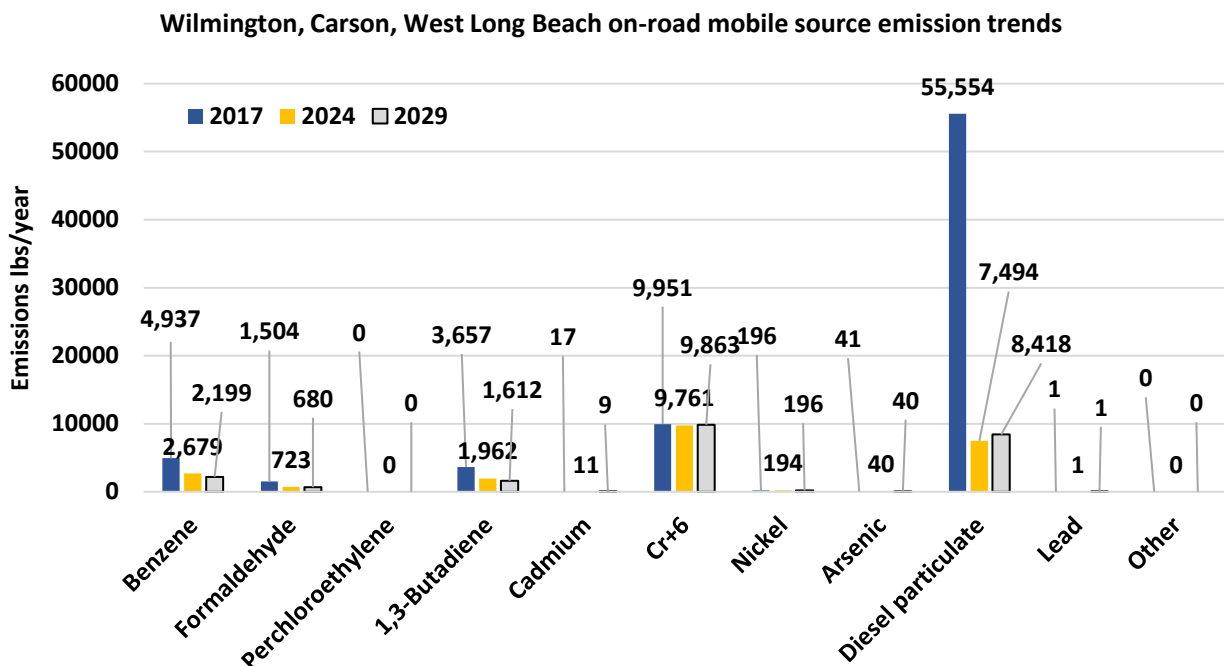
Year	Vehicle Categories					Total
	Light and Medium Duty	Light-Heavy Duty	Medium-Heavy Duty	Heavy-Heavy Duty	Buses	
2017	9,978	248	214	334	80	10,854
2024	10,029	244	259	409	77	11,017
2029	10,710	275	311	512	83	11,891

Unit in 1000 miles

The trends in TAC emissions from on-road sources within the WCWLB community is shown in Figure 3b-18. In 2017, DPM is the major contributor to air toxics cancer risk, followed by hexavalent chromium. However, regulations on heavy-duty diesel trucks reduce the on-road DPM emissions drastically between 2017 and 2024. Beyond 2024, the decreases in DPM emissions due to regulations levels off, and DPM emissions are expected to increase slightly due

to continued increases in VMT. Hexavalent chromium emissions are predominantly from tire and brake wear, which is directly related to VMT, with a small contribution from fuel combustion. Because VMT from vehicles are expected to increase, emissions of hexavalent chromium are also expected to increase from this source. However, it is important to note that there is uncertainty in the amount of hexavalent chromium emissions associated with vehicular activities, especially in brake wear. While the emission factors need further evaluation, the increase in VMT would still certainly contribute to the increase in vehicular emissions. Benzene and 1,3-butadiene emissions are projected to decline due to reductions in evaporative emissions and in vehicle exhaust emissions, respectively.

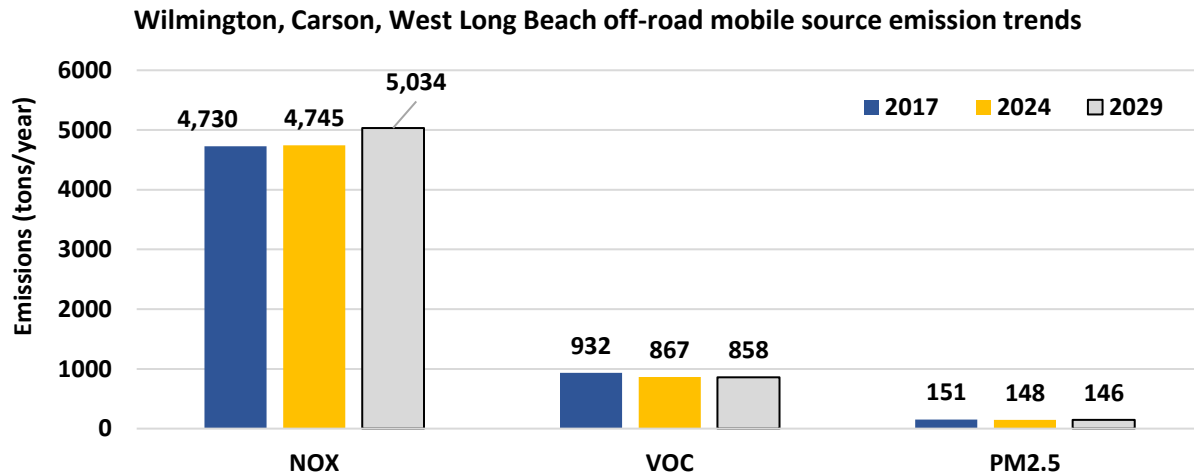
Figure 3b-18: Trends in toxic air contaminant emissions from on-road mobile sources in the Wilmington, Carson, West Long Beach community (shown in lbs/year, weighted by toxicity)



Off-road Mobile Sources

Trends in emissions of NOx, VOC, and PM2.5 from off-road sources in the WCWLB community are presented in Figure 3b-19. The increase in NOx emissions is mainly driven by the projected increase in port activities, and, in particular, from OGVs. VOC and PM emissions associated with OGVs are also expected to increase over this time period. However, due to the steady decrease of VOC and PM emissions from commercial and industrial off-road equipment over this time period, the overall VOC and PM2.5 emissions from off-road sources decrease between 2017 and 2024 and increase between 2024 and 2029.

Figure 3b-19: Trends in NO_x, VOC and PM_{2.5} emissions from off-road mobile sources in the Wilmington, Carson, West Long Beach community. Emissions are shown in tons per year.



The relative contribution of the various off-road sources remain relatively stable from 2017 to 2029. OGV emissions continue being the largest contributor to total PM_{2.5} emissions in the community throughout 2029, and off-road equipment continues to be the largest source of VOC emissions throughout 2029.

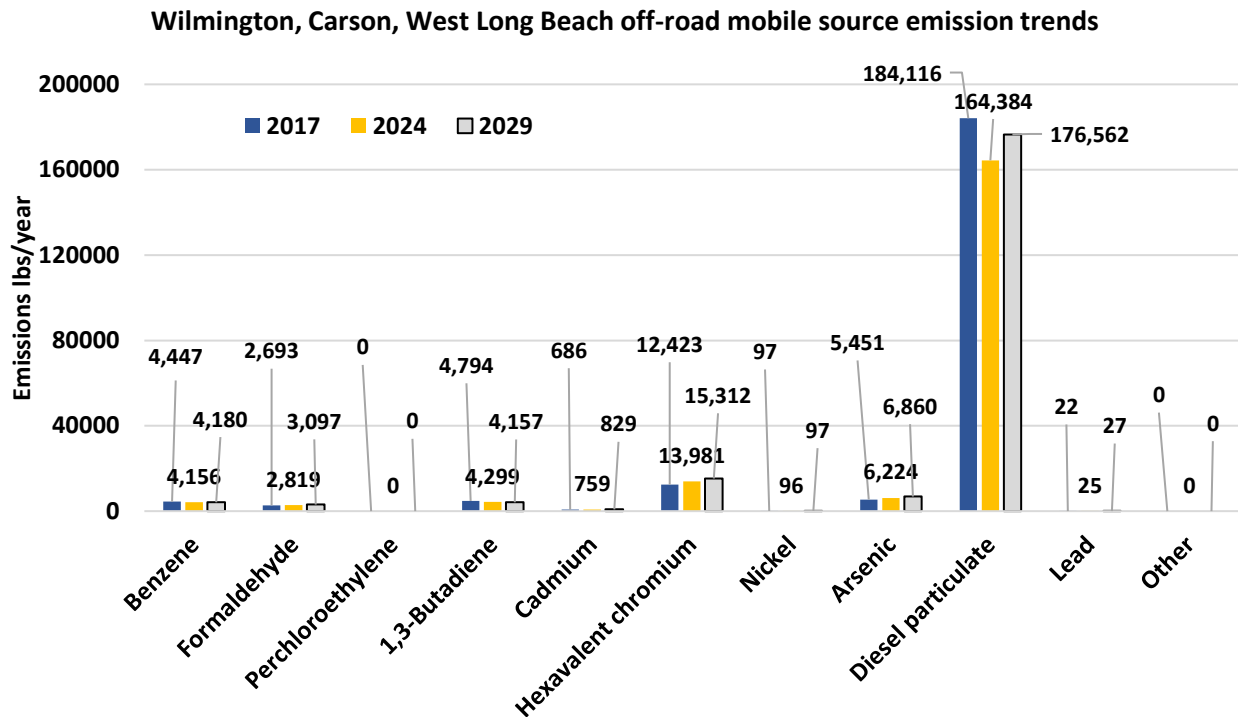
Trends in TACs emission from off-road sources are presented in Figure 3b-20. Emissions of TAC from off-road sources in 2024 and 2029 are still expected to be dominated by DPM emissions, primarily from OGVs and off-road equipment. DPM emissions will decrease between 2017 and 2024 and increase from 2024 to 2029, due to the combined effects of increased OGV activity and decreased emissions from off-road equipment. Emissions of hexavalent chromium, arsenic, formaldehyde, lead and cadmium are expected to increase due to increased OGV activity. While benzene and 1,3-butadiene emissions decrease between 2017 and 2029 mostly due to decrease in the emissions from recreational boats.

OGV emissions included in the Wilmington, Carson, West Long Beach community reflects the updates introduced after the publication of the Final 2016 AQMP. The updates include updated growth project of the ports activity and delayed penetration of cleaner Tier 3 engine in OGV. These adjustments are included in the current version of the California Emissions Projection Analysis Model (CEPAM).²

Currently, CARB staff is working on at-berth ocean-going vessels regulation that is expected to be considered for adoption in December 2019. Through the process of developing the new regulation, CARB has updated the baseline emissions from OGV at berth. Updates include changes in vessel activity, fleet mix, and emission factors. As a result of the latest adjustment, baseline NO_x emissions from OGV at berth decrease from 2,184 tpy to 2,017 tpy for the year

2017. Similarly, PM2.5 and VOC emissions are also reduced due to the adjustments. These reductions in the baseline emissions propagate to the baseline inventories for 2024 and 2029. However, these updates are not yet reflected in the inventory for the Wilmington, Carson, West Long Beach community, as the regulation has not been adopted yet.

Figure 3b-20: Trends in toxic air contaminant emissions from off-road sources in the Wilmington, Carson, West Long Beach community (shown in lbs/year, weighted by toxicity)



Summary

The WCWLB community is the home of the busiest international ports in Unites States. The main sources of air pollution emissions in this community are from goods movement activities, including OVGs, off-road diesel equipment, heavy-duty trucks, trains and cargo handling equipment. This community also includes several refineries and other large industries, which contribute to the overall emissions of criteria air pollutants and toxic air contaminants.

The source attribution analysis shows that DPM from diesel exhaust is the largest contributor to TAC emissions in WCWLB community. DPM is emitted mostly from off-road and on-road mobile sources, with OGVs and heavy-duty trucks being the largest emitters. The second largest component of TAC emissions is hexavalent chromium, mainly from on-road and off-road mobile sources. 1,3-butadiene is also an important TAC in this community, being emitted largely by the chemical industry. DPM emissions associated with heavy-duty trucks are expected to decrease due to existing regulations. However, due to the projected increase in OGV emissions from port-

related activities, overall DPM emissions are expected to increase in future years. Overall hexavalent chromium emissions are also expected to increase due to increased OGV emissions, whereas overall 1,3-butadiene emissions are expected to decrease due to decreases in on-road emissions, despite an increase in area and point sources due to projected industrial growth.

NO_x emissions in this community are dominated by off-road sources, with OGVs being the largest contributor. VOC and TOG emissions are dominated by petroleum productions and marketing from area and stationary sources. Consumer products is the second largest source of VOCs from area and stationary sources. Passenger vehicles and off-road equipment (e.g., lawn mowers, commercial and industrial equipment) are the largest contributor to VOC emissions from on-road and off-road mobile sources, respectively. The largest contributors to PM_{2.5} emissions from point sources are fuel combustion and petroleum refining. Commercial cooking and residential fuel combustion are the largest sources of PM_{2.5} from areas sources. Passenger vehicles and OGV are the largest contributors to on-road and off-road sources, respectively.

Future NO_x emissions in this community are expected to decrease due to regulations on mobile sources and emission reduction commitments for point sources, including reductions from the RECLAIM program.

References

1. South Coast Air Quality Management District, Methodology for Source Attribution Analyses for the first year AB 617 Communities in the South Coast Air Basin (Technical Report), <http://www.aqmd.gov/docs/default-source/ab-617-ab-134/technical-advisory-group/source-attribution-methodology.pdf>, Accessed August 22, 2019.
2. California Air Resource Board, CEPAM: 2016 SIP - Standard Emission Tool Emission Projections by Summary Category Base Year: 2012, <https://www.arb.ca.gov/app/emsmv/fcemssumcat/fcemssumcat2016.php>, Accessed August 22, 2019.

THIS PAGE IS INTENTIONALLY LEFT BLANK

CHAPTER 4:

ENFORCEMENT PLAN

THIS PAGE IS INTENTIONALLY LEFT BLANK

Chapter 4: Enforcement Plan

Introduction

This chapter describes the enforcement history and overall approach to enforcement by the South Coast AQMD and the California Air Resources Board (CARB). In addition, the Community Emissions Reduction Plan (CERP) includes focused enforcement actions, which are described in Chapter 5 (air monitoring, mobile air measurements, idling truck sweeps and truck enforcement in priority areas). It is important that enforcement actions are part of the overall AB 617 program actions, which enables the program to be more effective in addressing this community's air quality priorities.

Chapter 4 Highlights

- From 2016 to 2018, CARB has conducted over 2,200 inspections and South Coast AQMD conducted approximately 800 inspections and responded to approximately 2,600 complaints in the Wilmington, Carson, West Long Beach community.
- Both CARB and South Coast AQMD have designed their programs to most effectively address sources within their respective jurisdictions.
- An enforcement approach that utilizes specialized program structures, outreach efforts in the community, use of technology, and interagency partnerships can lead to higher compliance rates and further emission reductions.

Overview of Enforcement Program - Purpose and Jurisdiction

The primary goal of enforcement activities is for regulated entities to achieve compliance with air quality rules and regulations, and to protect public health. Part of this process involves consistently identifying and resolving violations, thereby ensuring a level playing field for all regulated entities and preventing unfair advantages for companies that do not comply with rules and permit conditions.

Both CARB and South Coast AQMD regulate and enforce air pollution regulations. Both agencies have the right to conduct inspections of air pollution sources, and the right to issue notices of violations that can lead to penalties.ⁱ

An air pollution source can be a specific piece of equipment, a business, a government agency, or any other entity that creates air pollution. CARB is primarily responsible for enforcement of trucks, buses, and other mobile sources, while South Coast AQMD is primarily responsible for enforcement relating to stationary sources (e.g., facilities).ⁱⁱ

ⁱ More information about penalties is provided in the Enforcement Appendix 4.

ⁱⁱ In some cases, CARB may have agreements that give local air districts delegated authority to enforce a particular CARB rule. For example, South Coast AQMD has an agreement with CARB to be able to enforce CARB's greenhouse gas standards. Other regulations, such as CARB's truck idling regulation, expressly allow enforcement by local air quality regulators.

Table 4-1: Overview of regulatory authority for South Coast AQMD and CARB

Air Pollution Source Category	Examples	Main Regulatory Agency
Mobile sourcesⁱⁱⁱ	Trucks, buses, ships, boats, cargo handling equipment	CARB
Stationary sources	Refineries, power plants, oil and gas facilities, manufacturing plants	South Coast AQMD
Area-wide sources	Paint used on buildings	South Coast AQMD
Sources of greenhouse gases	Methane and volatile organic compound emissions from facilities	CARB and South Coast AQMD

Enforcement History

Over the years, both CARB and South Coast AQMD enforcement staff have had a significant presence in the community of Wilmington, Carson, West Long Beach (WCWLB). This section provides the 3-year enforcement history for each agency in this community.

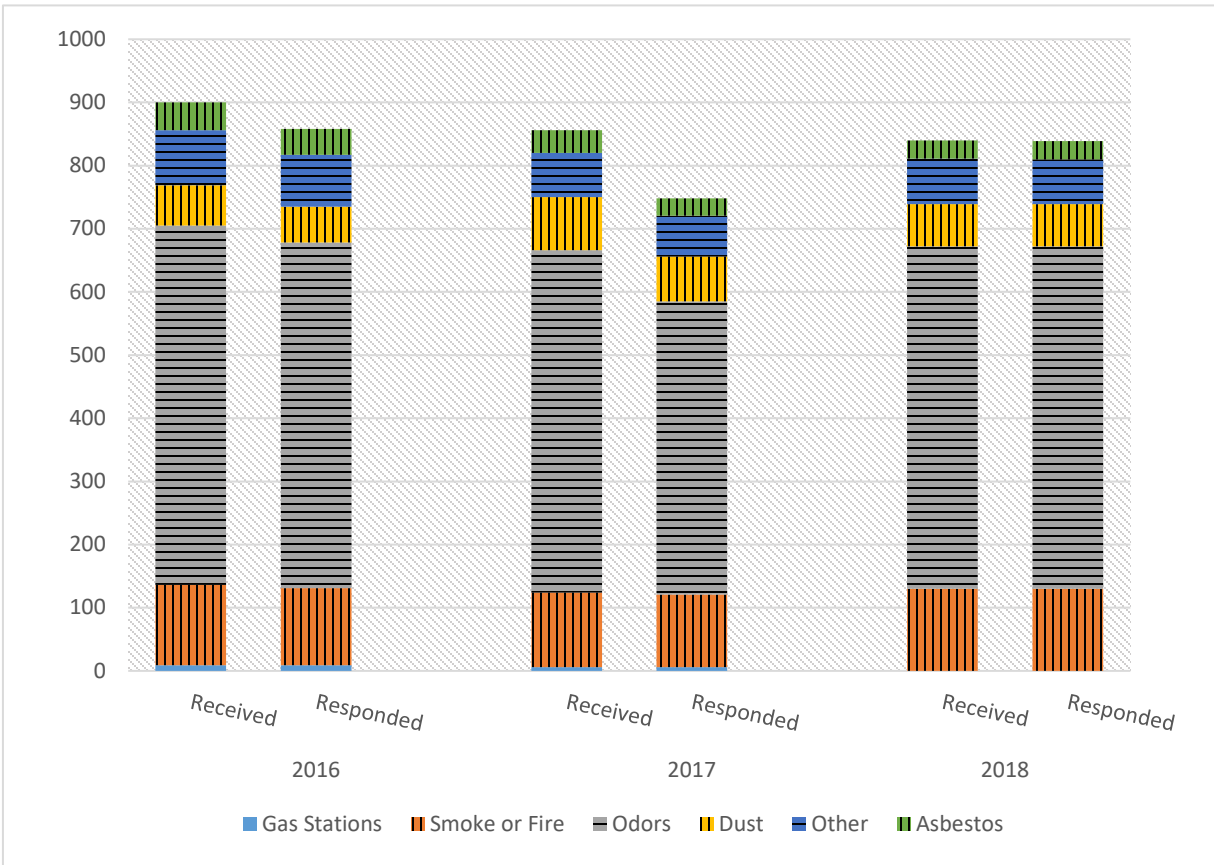
South Coast AQMD's Enforcement History in this Community

South Coast AQMD's enforcement presence includes many different compliance-related activities, such as investigating complaints, responding to breakdowns, and performing facility inspections.

Responding to complaints is a crucial part of South Coast AQMD's enforcement program. By taking complaints directly from members of the public, inspectors can focus their efforts to identify and address air pollution problems that matter to the community. South Coast AQMD's enforcement team gives priority to incoming complaints. Further, they attempt to respond to every air quality complaint received. The process of responding to a complaint can be unique for each instance, depending on factors such as whether the air quality concern is ongoing, the type of source, the time of day, and the number of complaints for that particular concern. For example, South Coast AQMD responds to non-business hour complaints based on the number of complaints that are received for a specific facility or location. Figure 4-1 shows the number and types of complaints received by South Coast AQMD in this community, for the time period 2016-2018. The large number of complaints in the WCWLB community is due to the large number of air pollution sources –including oil and gas production sites, diesel truck traffic, and refineries.

ⁱⁱⁱ Railroads operations are regulated at the federal level primarily by the Federal Railroad Administration and the Surface Transportation Board, and locomotive emissions are regulated by the U.S. EPA. These agencies' regulatory authority may preempt certain federal, state, and local regulatory authorities and actions.

Figure 4-1: Number of complaints (by type) in the Wilmington, Carson, West Long Beach community



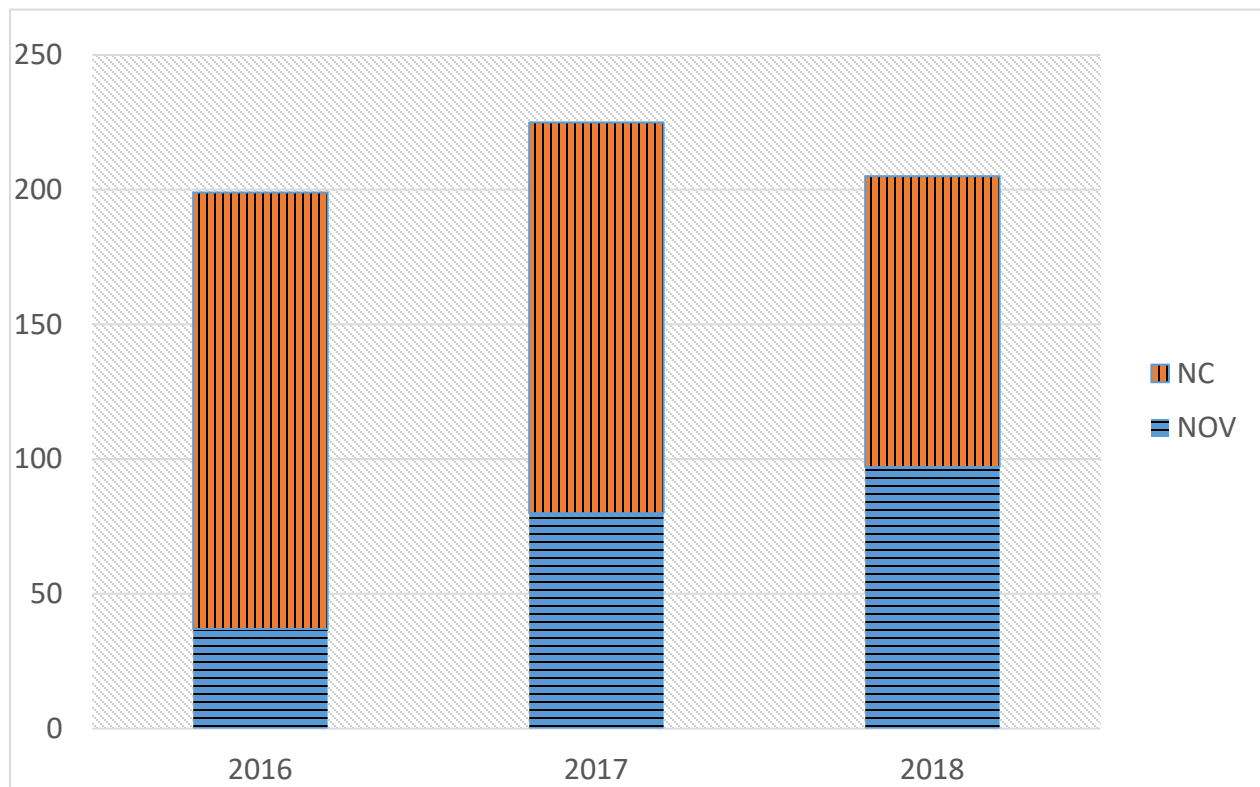
Additionally, South Coast AQMD’s enforcement staff perform inspection activities at facilities and other air pollution sources. Those activities can include onsite inspections for permitted and non-permitted equipment, leaks, and compliance with rules, as well as surveillance activities in the community, such as to trace the source of an odor. As of May 2019, South Coast AQMD has approximately 940 permitted facilities in this community and conducted approximately 800 facility inspections from 2016 to 2018. A list of these inspections is available in the Enforcement Appendix 4.

Enforcement actions typically involve issuing one of two types of notices:

- *Notice to Comply (NC)* – requiring a facility to quickly correct a minor violation or to provide specified records
- *Notice of Violation (NOV)* – formally identifying a violation of particular rules or regulations, which may result in civil penalties or, in some cases, referral for criminal prosecution.

Between 2016 and 2018, South Coast AQMD has issued 214 NOVs in the Wilmington, Carson, West Long Beach community. Figure 4-2 shows the number of NCs and NOVs in this community during the time period 2016-2018.

Figure 4-2: Number of Notices to Comply (NCs) and Notices of Violation (NOVs) issued in the Wilmington, Carson, West Long Beach community



CARB Enforcement History in this Community

CARB's enforcement process is two-pronged, including conducting field inspections and fleet-wide audits. For field inspections, the focus has been on enforcing heavy-duty diesel vehicle (HDDV) regulations, such as the statewide truck and bus rule, off-road rule, and the heavy-duty vehicle inspection program (HDVIP); at the refineries and fueling stations enforcing fuel formulation regulations; and in the ports enforcing regulations related to shore power, ocean-going vessels, commercial harbor craft and cargo handling equipment. As Figure 4-3 and Figure 4-4 show, of the vehicles inspected, fuels tested, and marine enforcement conducted at the Ports of Los Angeles and Long Beach, compliance with CARB's regulations has been high. CARB's enforcement has been focused on fuels and port regulations in this area with over 700 fuel inspections and almost 1,450 marine-related inspections in the community in the past three years.

For fleet-wide audits, generally fewer heavy-duty vehicle enforcement inspections have occurred in the area during this time-frame, however, beginning in 2018 CARB added the Streamlined Truck Enforcement Program (STEP) to enhance its ability to enforce the Statewide Truck and Bus regulation. Between January 2018 and May 2019, 286 fleets were audited in WCWLB. A total of 859 vehicles were part of this audit with California Department of Motor Vehicles (DMV) registration holds placed on 389 of those vehicles. As of May 2019, sixty-three of those vehicles audited have been brought into

compliance. For some of CARB’s regulations, enforcement staff have not yet conducted many enforcement activities on the issues that concern the community, however, CARB’s enforcement efforts are being enhanced in this community to address community concerns.

Figure 4-3: CARB Heavy-duty Diesel Vehicle and Fuels Enforcement History 2016 – 2018 in the Wilmington, Carson, West Long Beach Community

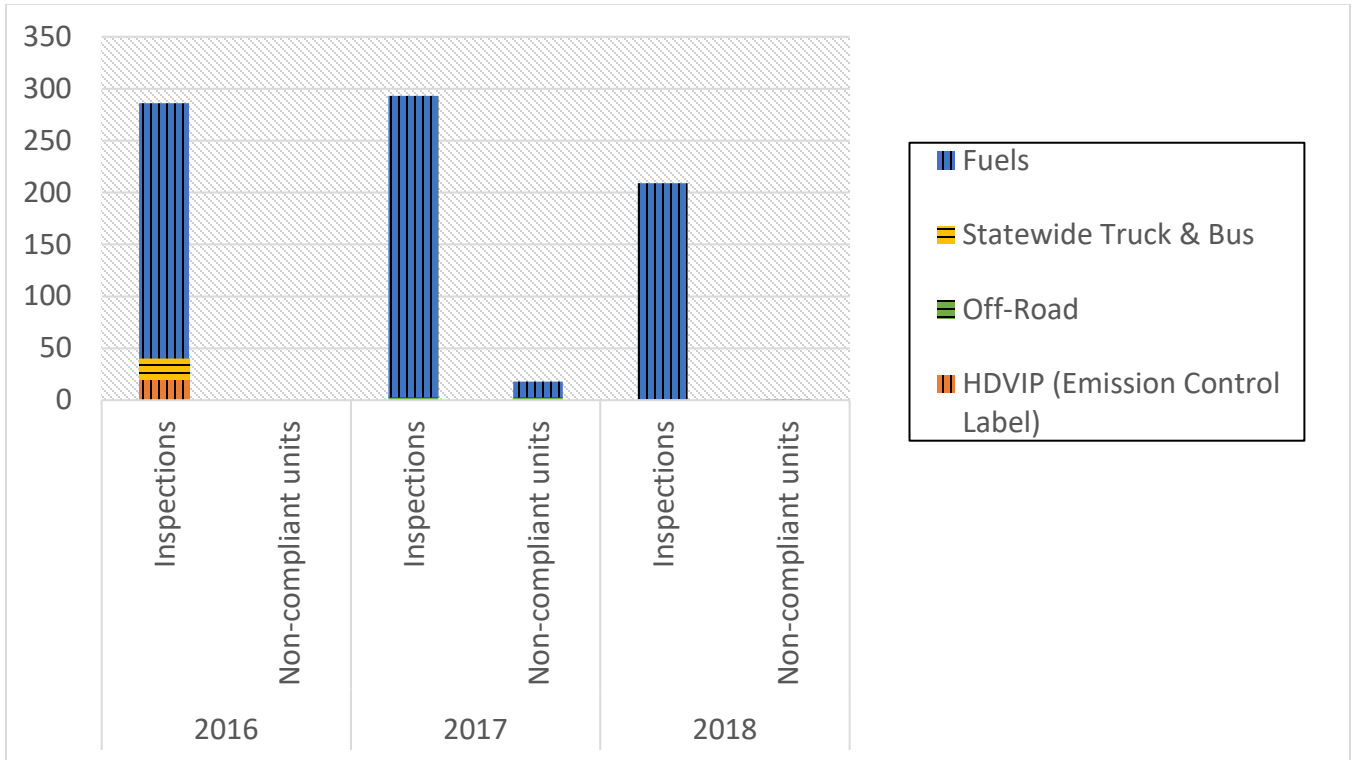
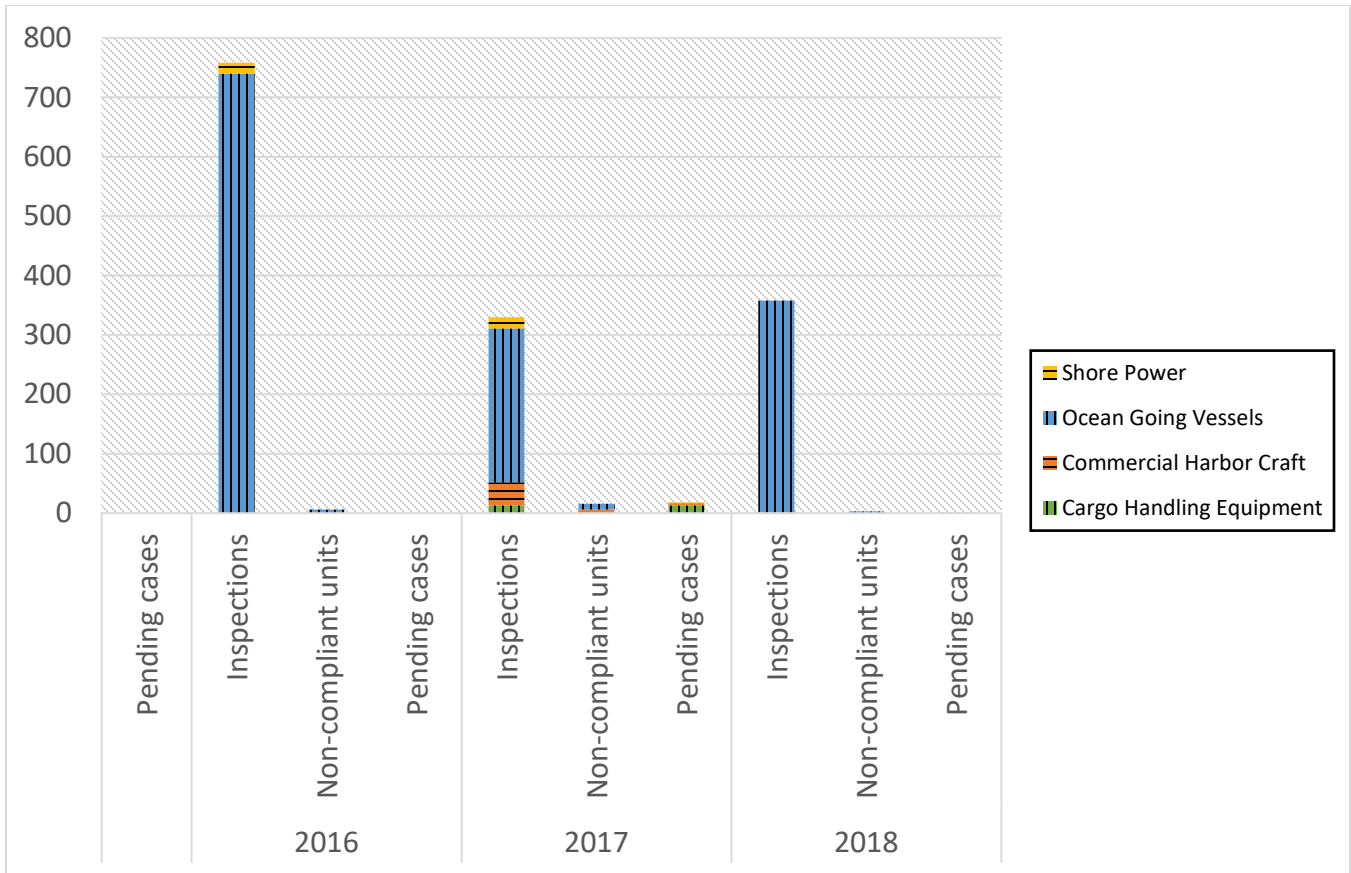


Figure 4-4: CARB Marine Enforcement History 2016 – 2018 in the Wilmington, Carson, West Long Beach community



In summary, from 2016 to 2018, both CARB and South Coast AQMD have conducted a range of compliance activities in the community. This includes more than 2,200 inspections by CARB enforcement staff related to port vessels and equipment, heavy-duty vehicles, and fuels. Of those inspections, the vast majority were in compliance, with fewer than 50 not in compliance and 19 cases pending. South Coast AQMD enforcement staff conducted approximately 800 facility inspections, responded to approximately 2,600 complaints, and conducted numerous other investigatory activities in WCWLB. South Coast AQMD issued 214 Notices of Violation. A compliance rate may not be an effective predictor of overall compliance within the area, since a portion of compliance actions are against the same facilities.

Due to the large number of potential air pollution sources in this community, an enforcement approach by both agencies that fully utilizes their specialized program structures, outreach efforts in the community, use of technology, and interagency partnerships can lead to further reductions in non-compliance and emission reductions. Both South Coast AQMD and CARB will continue to work closely with the CSC to identify and investigate air quality issues within the community.

Enforcement Approach - Program Structures

Both CARB and South Coast AQMD have designed their programs to most effectively address sources within their respective jurisdictions.

South Coast AQMD's Office of Compliance and Enforcement (OCE)

The structure of this group is based on teams that focus on source type. Inspectors are also assigned by geographic region. The organizational structure based on source type enables inspectors to become technical specialists on the air pollution regulations that apply to the types of industries or facilities assigned to that team. In addition, assigning inspectors by geographic area improves the agency's ability to respond to complaints or compliance issues in that area.

For example, gas stations have underground gasoline storage tanks, which are inspected by the Retail Service Station Team. This team has the specialized knowledge and procedures to be able to cover the thousands of gas stations across the South Coast Air Quality Management District. Refineries also have underground gasoline storage tanks, but these are inspected by the Refinery Team, which has a full time employee assigned to inspect each refinery. The inspectors in the Refinery team specialize in enforcing regulations that apply to all refinery equipment, including the Alkylation or Crude Units, underground gasoline storage tanks, and many other pieces of equipment. However, certain facilities may be inspected by inspectors from multiple teams. This ensures that the approach is focused enough to address a variety of sources, yet flexible enough to handle complex facilities.

For most teams, the inspectors conduct regular inspections at their assigned facilities or within their assigned geographic regions. The frequency of regular inspections depends on the type of facility. For example, a chrome plating facility is inspected more frequently than an auto body shop. It is important to consider that there are approximately 110 chrome plating facilities in the South Coast Air Basin, compared to over 1,500 auto body facilities in the region. When considering limited resources, priority for inspections is typically given to higher risk pollution sources – that is, those facilities that emit the more toxic air pollutants and/or are close to schools, hospitals, and residential areas.

Staff from the following teams operate in the Wilmington, Carson, West Long Beach community:

Figure 4-5: South Coast AQMD Enforcement Program teams



The **Energy team** focuses on crude oil production, energy storage sites, and bulk petroleum terminals. Inspectors in this team usually work in pairs for safety, as well as the need to operate portable equipment. Inspectors in this team are assigned by facility, with each inspector assigned a set of facilities, some of which are in WCWL B.



The **Industrial team** focuses on the widest variety of sources, ranging from dry cleaners to large manufacturing facilities to idling truck sweeps. Inspectors in this team are assigned a geographic region and normally spend much of their time in the field. From this team, inspectors regularly conduct compliance activities in WCWL B.



The **Major Sources team** focuses on sources that are in the REgional Clean Air Incentives Market (RECLAIM)* program. Examples of these sources include power plants, oil production sites, and large manufacturing facilities. Inspectors in this team are assigned by facility, with each inspector assigned a set of facilities, some of which are in WCWL B.



The **Refinery team** Focuses on all the refineries, auxiliary hydrogen plants, and marine terminals in the South Coast Air Basin. Inspectors in this team are assigned by facility, with each inspector dedicated to a refinery and auxiliary plants. From this team, inspectors regularly conduct compliance activities in WCWL B. This team is based full-time in the Long Beach Field Office to ensure close proximity to the refinery sources that it regulates.



The **Service Station team** Focuses on gasoline service stations that serve the public, which can emit volatile organic compounds (VOCs). Inspectors in this team are assigned a geographic region. From this team, inspectors regularly conduct compliance activities in WCWL B.



The **Toxics team** focuses on facilities that emit Toxic Air Contaminants, including hexavalent chromium, lead, and other toxic metals. Examples of these facilities include landfills, waste treatment facilities, water treatment facilities, lead acid battery manufacturers, and chromium plating and anodizing shops. Inspectors in this team are assigned a geographic region, and regularly conduct compliance activities in WCWL B.

*RECLAIM, for REgional Clean Air Incentives Market, is a program that requires participating facilities to manage their total nitrogen oxides (NOx) and/or sulfur oxides (SOx) emissions by adding pollution controls, changing their equipment or processes, or buying credits from other RECLAIM facilities that have lower emissions than their cap. The allowable amount of such emissions is reduced over time. The program is currently being transitioned to a command-and-control regulatory program.

CARB Enforcement's Program Structure

Through focused enforcement or public complaints, CARB identifies a potential violation. CARB then contacts the responsible party to explain the enforcement process and to obtain additional information. Enforcement staff evaluates the information collected and works with CARB's Legal Office to determine violations of statutory and/or regulatory requirements. When violations are substantiated, CARB can take enforcement action, at which point the responsible party is provided an opportunity to respond to the violation.

CARB takes appropriate enforcement action, which may include issuing cease and desist orders, Notices of Violation, mitigation, or pollution prevention actions. Cases can be resolved via civil and criminal litigation. In lieu of litigation, cases typically are settled through CARB's mutual settlement program. Penalties are sought that deter future non-compliance or public nuisance.

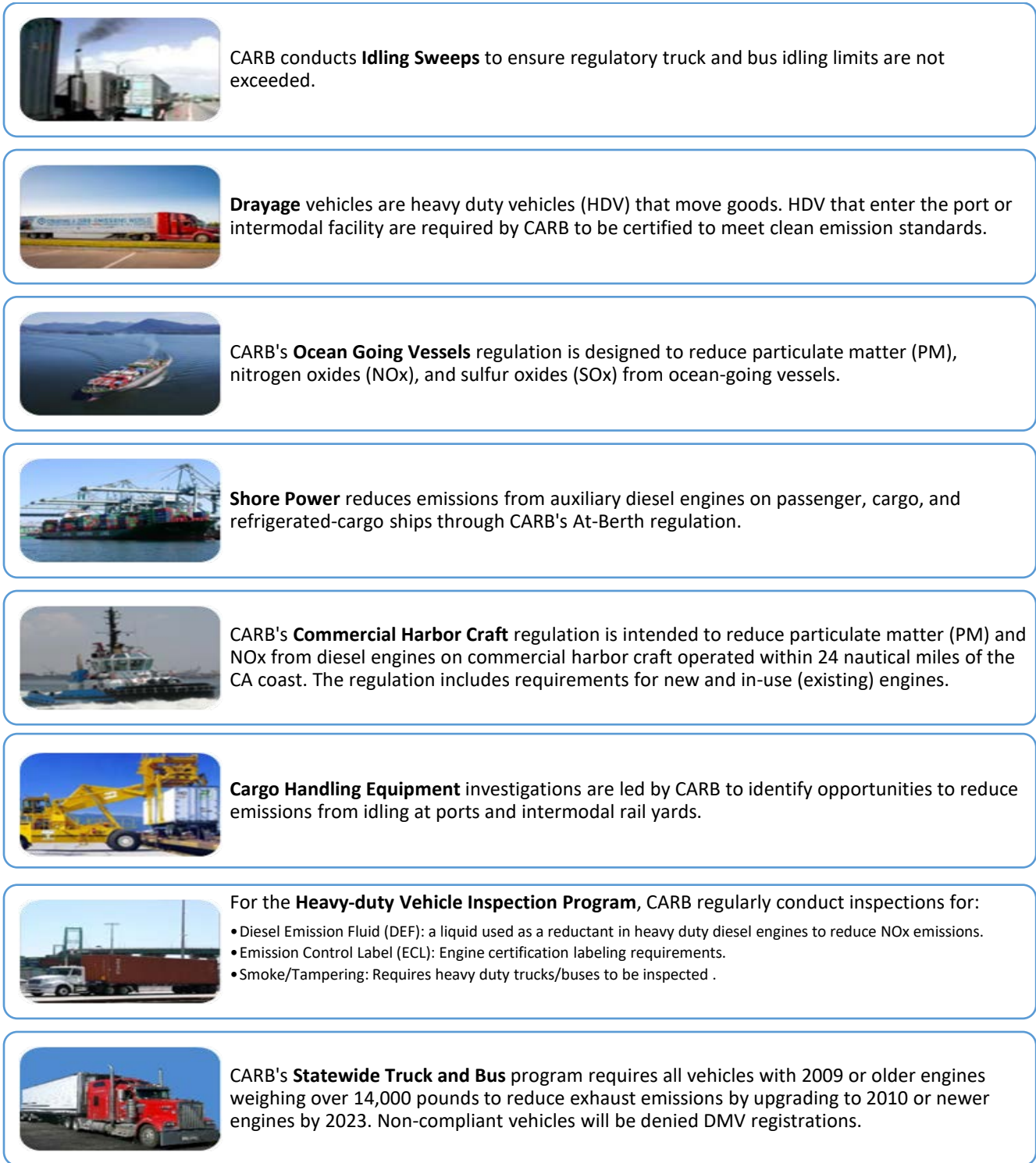
For example, in 2017, settlement agreements were made with Union Pacific Railroad Company (UP) and BNSF Railway regarding drayage truck regulations. Under CARB's Drayage Truck Regulation, California ports and Class I rail terminals must report non-compliant heavy-duty diesel trucks entering their facilities. For years, BNSF and UP failed to accurately report to CARB information on non-compliant trucks entering their facilities, which hampered CARB's ability to enforce the regulatory requirements. The settlements resulted in UP turning away non-compliant trucks from their facilities and BNSF accurately reporting truck data to CARB for enforcement, resulting in reduced diesel emissions from heavy-duty diesel trucks around both UP and BNSF facilities.

During the settlement process, there is an opportunity to allocate up to 50% of the penalties to a supplemental environmental project (SEP)^{iv}. Community-proposed projects are funded to help improve public health, reduce pollution, increase environmental compliance and bring public awareness to air pollution issues. Additional SEPs are possible in the Wilmington, Carson, West Long Beach community through the proposal process.

CARB Enforcement's structure is based on over 50 enforcement programs that focus on specific source types. A few of the programs that are relevant to enforcement activity in WCWLB community are:

^{iv} Other examples of enforcement settlement cases can be found in CARB's Annual Enforcement Reports (<https://www.arb.ca.gov/enf/reports/reports.htm>).

Figure 4-6: CARB Enforcement Programs relevant to the WCWLB community



How the Public Helps Reduce Air Pollution

Members of the public play an important role in communicating air quality concerns to both South Coast AQMD and CARB. The complaint process helps both agencies identify issues that are directly affecting the WCWLB community. The most effective way to contact the agency is through the complaint hotlines. In addition to South Coast AQMD's mobile application, both agencies can be contacted by phone and online:

<p>CARB - Mobile Sources</p> <p>Automobiles, Trucks, Off-road Equipment, or other Vehicles</p> <p>Phone: 1-800-END-SMOG</p> <p>Online: https://calepa.ca.gov/enforcement/complaints</p>	<p>South Coast AQMD - Stationary Sources</p> <p>Odors, Smoke, Dust, or other Air Contaminants</p> <p>Phone: 1-800-CUT-SMOG</p> <p>Online: https://www.aqmd.gov/home/air-quality/complaints</p>
--------------------------------------------------------------------------------------------------------------------------------------------------------------------------------------------------------------------------------------------------------------------------	-------------------------------------------------------------------------------------------------------------------------------------------------------------------------------------------------------------------------------------------------------------------------------------

Both CARB and South Coast AQMD value input from those who live and work every day in the community, and communicating air quality issues directly to the agencies with the information above is the best way to address an air pollution concern. Letting the agencies know of an issue when it is occurring rather than after the fact really helps our ability to find the source of the problem.

An effective complaint should contain information with specific details. This information helps inspectors conduct a thorough investigation and take appropriate enforcement action. The following information is valuable to a thorough complaint investigation:

- Type of air quality concern (odor, smoke, dust, etc.)
 - o Odors: description of odor
 - o Smoke: color of smoke; does the smoke disappear or hang in the air?
 - o Dust: type of dust (e.g., dust from construction sites or from wood cutting operations)
- Location of air pollution concern
- Name or address of potential source
- Time of day that the air quality issue began, and is the concern still occurring?
- Has the concern occurred before, and do other people in your community experience it as well?
- Contact information for the person reporting the complaint^v

Technology


Both South Coast AQMD and CARB enforcement staff have embraced the use of technology as a means for more efficient and effective inspections. South Coast AQMD inspectors have access to advanced

^v Although anonymous complaints are accepted, staff have found that having contact information helps with getting additional information to help with the investigation.

instruments to help identify air pollution issues in real-time. The following portable instruments are available to inspectors:

Figure 4-7: Portable instruments used by South Coast AQMD inspectors in the field

Toxic Vapor Analyzers (TVA): Inspectors can use TVAs to provide information about the level of certain gases in a specific area. This includes methane and volatile organic compounds (VOCs), which are emitted by petroleum sources and other types of sources.



Infrared Cameras: Inspectors can use specialized infrared cameras to view emissions of gases (including methane and VOCs) that would otherwise be invisible to the naked eye. This equipment enables inspectors to scan areas for emissions and quickly check for any large leaks at a facility.

X-Ray Fluorescence (XRF): Inspectors can use this handheld instrument to identify the types of chemicals that are on a surface or in a dust pile. This tool helps identify potential pollutants that are particles. For example, and XRF can be used to scan surfaces at a facility to identify which specific toxic metals may be deposited in that location, and which locations that have the highest levels of those toxic metals.



H₂S Analyzers (Jerome Meters): Inspectors can use this handheld instrument to measure hydrogen sulfide gas levels in the air. This information can be used to identify a potential source of rotten egg type odors.

In addition, inspectors are trained on how to collect field samples, including air samples, liquid samples, or bulk material samples. These samples can then be provided to the South Coast AQMD laboratory or contract laboratories for analysis. The results of these analyses can be used as evidence to support investigations and/or Notices of Violation issued to air pollution sources.

South Coast AQMD regulates over 25,000 facilities, receives approximately 10,000 public complaints per year, and operates a vast air quality monitoring network; and CARB regulates mobile sources throughout

the state. Analyzing the data that results from these efforts can provide insight into the trends and sources of air pollution as well as new enforcement opportunities. Both agencies use information technology to enhance the ability to conduct investigations and enforce regulations. As an example, for CARB's truck fleet enforcement program, the traditional approach was to inspect several thousand trucks annually through fleet-based inspections. Starting in January 2018, CARB began the Streamlined Truck Enforcement Process (STEP), and is now able to conduct 20,000 to 25,000 inspections per year through the use of a data-driven approach, noncompliance letters, and a scheduled settlement process. South Coast AQMD's investigation of crude oil tankers is another example of using information technology in enforcement activities. Inspectors used mapping software, weather data, and ship databases to help identify an oil tanker as a potential source of emissions. The oil tanker was later issued a Notice of Violation when it berthed at a port near this community. These multi-faceted approaches can be applied to address other air pollution concerns in WCWL. Providing transparent access to the information that both agencies possess will lead to a stronger partnership with the community.

The Interagency Approach

CARB and South Coast AQMD are committed to working with other agencies on joint initiatives that will directly result in cleaner air. The combined resources, expertise, and legal authorities of different agencies can create a well-rounded approach to the regulatory process that leverages their respective strengths to address issues that cumulatively impact public health. For example, the Los Angeles County Oil and Gas Strike Team is a group of multiple agencies that conducted crude oil production (oil well) inspections throughout Los Angeles County. Representatives from multiple agencies conducted inspections together, covering not only compliance with air, but also water, public health, and code enforcement.

Figure 4-8: Examples of agencies that routinely collaborate with South Coast AQMD and CARB



CARB partners with local agencies to create memoranda of understanding (MOUs), such as an agreement with South Coast AQMD to enforce CARB's greenhouse gas standards. In addition, CARB has already established partnerships with California DMV working on implementing registration holds for non-compliant trucks and buses, California Highway Patrol (CHP) to conduct roadside inspections, and other state and regional agencies to ensure the agencies are supporting each other's enforcement efforts. Both

South Coast AQMD and CARB have demonstrated experience working in close collaboration with other regulatory agencies, cities and counties, public health agencies, and local police and fire departments to conduct investigations and provide public information about local air pollution sources.

Enforcement Considerations

An effective enforcement program must be flexible and adaptable to address the needs of the communities. Part of being adaptable is the ability to identify and address gaps in the enforcement process, such as previously unknown facilities or new pollutants of concern. As revealed over the course of the public process for CERP development, one such gap has been a lack of communication with members of the community, who have firsthand experience with local emissions sources and whose input can be quite valuable to enforcement efforts. South Coast AQMD has therefore prioritized outreach and added new positions to interact directly with the AB 617 communities, including dedicated compliance staff assigned in those communities. Because South Coast AQMD organizes its enforcement division both by source type for technical specialization and by geographic region, there is not a single dedicated team for AB 617; rather, the effort is spread across multiple existing teams so that a larger number of complaints and potential violations of air quality rules can be identified and addressed.

In addition, both CARB and South Coast AQMD currently maintain extensive records of compliance-related activities through the use of databases and other digital resources. OCE uses these resources to track metrics such as complaints, inspections, and enforcement actions. The data provided in this chapter and Appendix 4 are derived from those databases. The particular statistics being tracked are also routinely reevaluated. For example, OCE recently added an Agency Technical Assistance metric for instances where South Coast AQMD was asked by another agency to assist in that agency's efforts, often by way of collecting samples or providing ambient air monitoring. CARB and South Coast AQMD will both continue to evaluate new metrics that may help to track and analyze inspectors' efforts in the AB 617 communities in order to attempt to identify more effective allocations of resources and/or potential solutions to air quality issues.

Finally, enforcement mechanisms exist that are designed to promote, and, if necessary, compel, compliance by regulated sources. As discussed above, after South Coast AQMD inspectors investigate complaints and/or conduct facility inspections, they can issue notices to comply or notices of violations. While notices to comply will generally require further action by a source, notices of violation are referred to the Office of the General Counsel, where penalties are negotiated. If no settlement is reached, a civil lawsuit can ultimately be filed in superior court. Ongoing non-compliance, however, may lead to a petition for an order of abatement before the Hearing Board, which would have the authority to require a facility to take certain actions to achieve compliance. CARB and South Coast AQMD have each had a presence in this community that has led to various enforcement actions against local facilities.^{vi}

In sum, the compliance process seeks to ensure that all rules and regulations are followed through a fair and robust enforcement program, resulting in reduced air pollution emissions. Adaptability is crucial,

^{vi} Additional detail on South Coast AQMD and CARB enforcement actions can be found in Appendix 4.

whether in the programs overall, or in day-to-day operations, to ensure that community concerns are addressed quickly and that enforcement action is taken when violations are identified. Both CARB and South Coast AQMD enforcement teams will continue to search for innovative strategies, lead in community transparency, and take swift action to address non-compliance.

THIS PAGE IS INTENTIONALLY LEFT BLANK

CHAPTER 5A:

ACTIONS TO REDUCE AIR POLLUTION EMISSIONS OR EXPOSURES - OVERVIEW

THIS PAGE IS INTENTIONALLY LEFT BLANK

Chapter 5a: Actions to Reduce Community Air Pollution

Introduction

The Community Emissions Reduction Plan (CERP) provides an overall path to reducing air pollution in the Wilmington, Carson, West Long Beach community. Through the development of the CERP, the Community Steering Committee (CSC) identified air quality priorities based on sources of air pollution (e.g., refineries, marine ports, and railyards) that are of concern to the community. To reduce air pollution from these sources, the CSC developed a set of actions to be implemented by government agencies, organizations, businesses, and other entities.

Community Air Quality Priorities

The community of Wilmington, Carson, West Long Beach identified refineries, oil drilling and production, marine ports, trucks, and railyards as air quality priorities. These sources of air pollution are often located close to homes, schools, and other community areas where the public can be exposed to harmful pollutants. As a result, reducing exposure to air pollution at schools, childcare centers, and homes is also a priority for the community.

Ongoing Efforts

The South Coast AQMD, CARB, and U.S. EPA have existing air quality regulations to reduce air pollution from sources such as trucks and refineries. The relevant agencies enforce these regulations. Additionally, the South Coast AQMD and CARB have begun the process of developing new requirements that would further reduce air pollution from sources prioritized by the community.

Opportunities for Action

In addition to the ongoing efforts described above, the CSC developed 18 new actions to reduce air pollution in the community. Each action is to be carried out based on a set of strategies, goals, and timelines. The entity (e.g., government agency or organization) responsible for the actions is

Chapter 5a Highlights

- Many new actions will be taken to address the community's air quality priorities
- South Coast AQMD will use a variety of strategies, such as regulations, incentives, outreach, enforcement, monitoring, and collaboration
- Many actions also rely on effective collaborations with other agencies, organizations, businesses, and entities
- The estimated emission reduction targets resulting from actions in this CERP are:
 - NOx: 2,832 to 3,207 tons per year (tpy)
 - VOC: 64 tons per year
 - SOx: 11 tons per year
 - DPM: 20 tons per year

also identified. The actions set forth in this chapter define a path to further reduce air pollution from sources in the Wilmington, Carson, West Long Beach community and provide additional protections at schools to reduce the amount of harmful air pollution exposure for the children who spend time at those schools. In some instances these actions reaffirm ongoing rule development efforts and provide new commitments for localized reductions, sharing of emissions data, timelines, and other related information.

Emissions Reduction Targets

The actions in the CERP prioritize emission reductions in the Wilmington, Carson, West Long Beach community. The CERP includes emission reduction targets for nitrogen oxides (NO_x), volatile organic compounds (VOC), sulfur oxides (SO_x), and diesel particulate matter (DPM) emissions in the Wilmington, Carson, West Long Beach community that are based on these actions. Table 5a-1 below, provides a list of the overall emission reduction targets for the CERP and the type of actions that contribute to the targets. Baseline emissions refers to expected future emissions without any new action or regulation beyond those already adopted.

Although past monitoring in this community has shown levels below the 24-hour and annual health standards for PM_{2.5}, the actions in this plan will reduce PM_{2.5} even further. Directly emitted PM_{2.5} will be addressed through actions to reduce flaring and the actions to reduce PM from mobile sources. Examples include Action 3 in Chapter 5b to reduce flaring emissions from refineries and Action 2 in Chapter 5d to reduce emissions from heavy-duty trucks by replacing older, higher polluting trucks with newer, cleaner technology. In addition, precursors to PM_{2.5}, such as NO_x, SO_x, and VOC, will be addressed through actions to address community air quality priorities related to petroleum refineries as outlined in Table 5a-2.

Table 5a-1: CERP Emission Reduction Targets by 2024 and 2030 (or Earlier if Feasible)

<u>Emissions</u> ⁱ	<u>NOx</u>	<u>SOx</u>	<u>VOC</u>	<u>DPM</u>
2017 Emissions (tpy)	10,614	1,437	5,641	120
Projected 2024 Emissions Baseline (tpy)	8,819	1,659	5,306	86
Emission Reductions from CERP, by 2024 (tpy)	606	--	20.6	9
Emission Reductions from CERP, by 2024 (%)	7	--	<1	10
Projected 2029 Emissions Baseline (tpy)	9,250	1,715	5,256	93
Emission Reductions from CERP, by 2030 (tpy)	3,207 ⁱⁱ	11	64	20
Emission Reductions from CERP, by 2030 ⁱⁱ (%)	35% ⁱⁱⁱ	<1%	<1%	22%

Refineries and Oil Drilling and Production Sites

The CSC identified five (5) different actions to address community air quality priorities related to petroleum refineries. These actions address sources at petroleum refineries, such as, flares, storage tanks, boilers, heaters, fluid catalytic cracking units (FCCUs), sulfur recovery units, and a coke calciner. Emission reductions from these sources will contribute to the overall emission reduction targets for the CERP and a target to reduce NOx, SOx, and VOC emissions from the refineries that are located in this community by 50%. Table 5a-2 below, provides a list of actions that will result in emission reductions from refineries and contribute to the overall emission reduction targets for the CERP by 2030.

ⁱ Per CARB guidance, the emissions baseline was estimated for 2017, and milestone years 2024 and 2029. However, the emission reductions in this table target a 2030 completion date, due to the complexity of the efforts. While the baseline emissions were not calculated for 2030, staff expect the emissions to be similar to the 2029 estimates (details presented in Appendix 3B).

ⁱⁱ Based on maximum NOx emission reductions that may be reduced from Action 5 in Chapter 5b that is designed to achieve further reductions from refinery equipment through adoption of Rule 1109.1 – Refinery Equipment

ⁱⁱⁱ Percent calculated based on 2029 emissions baseline

Table 5a-2: Estimated Emission Reductions from Actions at Refineries and Oil Drilling and Production Sites by 2030

Title of Action	Timeline ^{iv}	Implementing Entity	Emission Reduction Targets (tpy) ^v		
			NOx	SOx	VOC
Initiate Rule Development to Amend Rule 1118 – Control of Emissions from Refinery Flares	beginning 2020	South Coast AQMD	19	11	1
Initiate Rule Development to Amend Rule 1178 - Further Reductions of VOC Emissions from Storage Tanks at Petroleum Facilities	beginning 2021	South Coast AQMD	N/A	N/A	TBD
Achieve Further Reductions through Adoption of Proposed Rule 1109.1 – Refinery Equipment	beginning 2019	South Coast AQMD	1,095 to 1,460	N/A	N/A
Evaluate the Feasibility to Amend Rule 1148 Series and Rule 1173 to Reduce Emissions and Require Additional Monitoring	beginning 2020	South Coast AQMD	N/A	N/A	TBD

Several actions in this chapter also emphasize emission reductions from fugitive emissions sources. For example, an action to reduce leaks from oil wells require enhanced air monitoring along with follow-up strategies (e.g., rule development and enforcement activities) to quantify and target reductions from fugitive emissions. Based on the information currently available, the resulting emission reductions from these actions cannot be estimated at this time. However, the CSC has determined that these sources of fugitive emissions should be addressed by the CERP to improve air quality in the Wilmington, Carson, West Long Beach community.

Mobile Sources – Neighborhood Truck Traffic, Ports and Railyards

Implementation of the CERP is estimated to reduce 1,700 tons per year (tpy) of NOx and 20 tpy of DPM emissions from mobile sources. These emission estimates are based on future statewide mobile source measures from CARB and potential mobile source incentive projects to benefit this community as outlined by the actions in this chapter. Future statewide mobile source measures that contribute to the estimated emission reductions in this community include the CARB Shore Power for Ocean-Going Vessels At-Berth Rule, Advanced Clean Truck Rule, Heavy-Duty Low NOx

^{iv}Please refer to Chapters 5b and 5e for details on the timeline for each action

^vEmission reduction targets that are TBD will be determined upon implementation of the action and based on available information, such as, air monitoring data gathered from the Wilmington, Carson, West Long Beach Community Air Monitoring Plan

Rule, and Heavy-Duty Inspection and Maintenance. These measures support actions in the CERP that address Neighborhood Truck Traffic, Ports, and Railyards. Table 5a-3 below, provides a list of the statewide measures with expected decision dates, implementation periods, and estimated emission reductions.

Table 5a-3: Estimated Emission Reductions from Mobile Source Incentives and Statewide Mobile Source Regulations by 2024 and 2030

Mobile Source Measure	Timeline ^{vi}	Implementing Entity	Emission Reduction Targets 2024/2030 (tpy)			
			NOx	VOC	DPM	PM2.5 ^{vii}
Shore Power for Ocean-Going Vessels At-Berth ^{viii}	2019	CARB	431.2/ 1,268	20.6/ 62	7.2/ 19	6.7/28.0
Heavy-Duty Vehicle Inspection and Maintenance ^{ix}	2020	CARB	108/ 153	N/A	0.9/1.3	0.93/1.3
Advanced Clean Trucks Regulation ^x	2019	CARB	0.4/ 10.1	N/A	0.0/0.3	0.011/.22
Heavy-Duty Low NOx Rule ^{xi}	2020	CARB	22/ 246	N/A	N/A	-/-
Mobile Source Incentives resulting from the CERP Actions	2020	South Coast AQMD	40-50/ 40-50	N/A	0.5-0.6/ 0.5-0.6	-/-

^{vi}Timeline based on first CARB Board hearing dates for each measure or beginning of implementation for mobile source incentives.

^{vii}Figure 3 in Chapter 3b shows that over three quarters of PM2.5 emissions are from fuel combustion, miscellaneous processes, and petroleum production and marketing. Not all of these sources were not identified as air quality priorities by the CSC. Nonetheless, PM2.5 will be reduced by the Statewide Mobile Source Regulations.

^{viii}CARB's existing At-Berth Regulation already requires a large number of ships to connect to shore power when at-berth; hence, reducing emissions impacting the community. CARB is working through a public process to consider further reducing ship emissions at-berth by strengthening the regulation to cover more vessel visits and types of ships.

^{ix}CARB's current inspection programs include the roadside Heavy-Duty Vehicle Inspection Program and the fleet Periodic Smoke Inspection Program. These regulations require heavy-duty vehicles operating in California to be inspected for excessive smoke and make repairs where applicable.

^xCARB is working through the public process to develop and consider proposals for new approaches and strategies that may transition zero-emission technology to those truck fleets that operate in urban centers, have stop and go driving cycles, and are centrally maintained and fueled.

^{xi} This rule would set new statewide engine standards for NOx emission reductions from trucks by 2026, and additional reductions including and after 2027. More information is available at:

<https://www.arb.ca.gov/msprog/hdlownox/hdlownox.htm>.

As mentioned above, the estimated overall emissions reduction targets for this community also consider potential future mobile source incentive projects described by the actions in this chapter. For example, Chapter 5d – Neighborhood Truck Traffic includes an action to reduce emissions from heavy-duty trucks. This action will be implemented by measures that require outreach to the owners and operators of heavy-duty trucks in the community. The CERP contains six different measures focused on outreach efforts to incentivize the replacement of older, higher polluting equipment with newer, lesser polluting equipment. These measures are coupled with commitments from South Coast AQMD staff to conduct ten public outreach events in the community to recruit potential applicants for incentives. The estimated emission reductions for mobile source incentive projects in this community are estimated to be between 40 and 50 tpy of NO_x and 0.5 to 0.6 tpy of DPM emissions.

CHAPTER 5B:

REFINERIES

THIS PAGE IS INTENTIONALLY LEFT BLANK

Chapter 5b: Refineries

Background

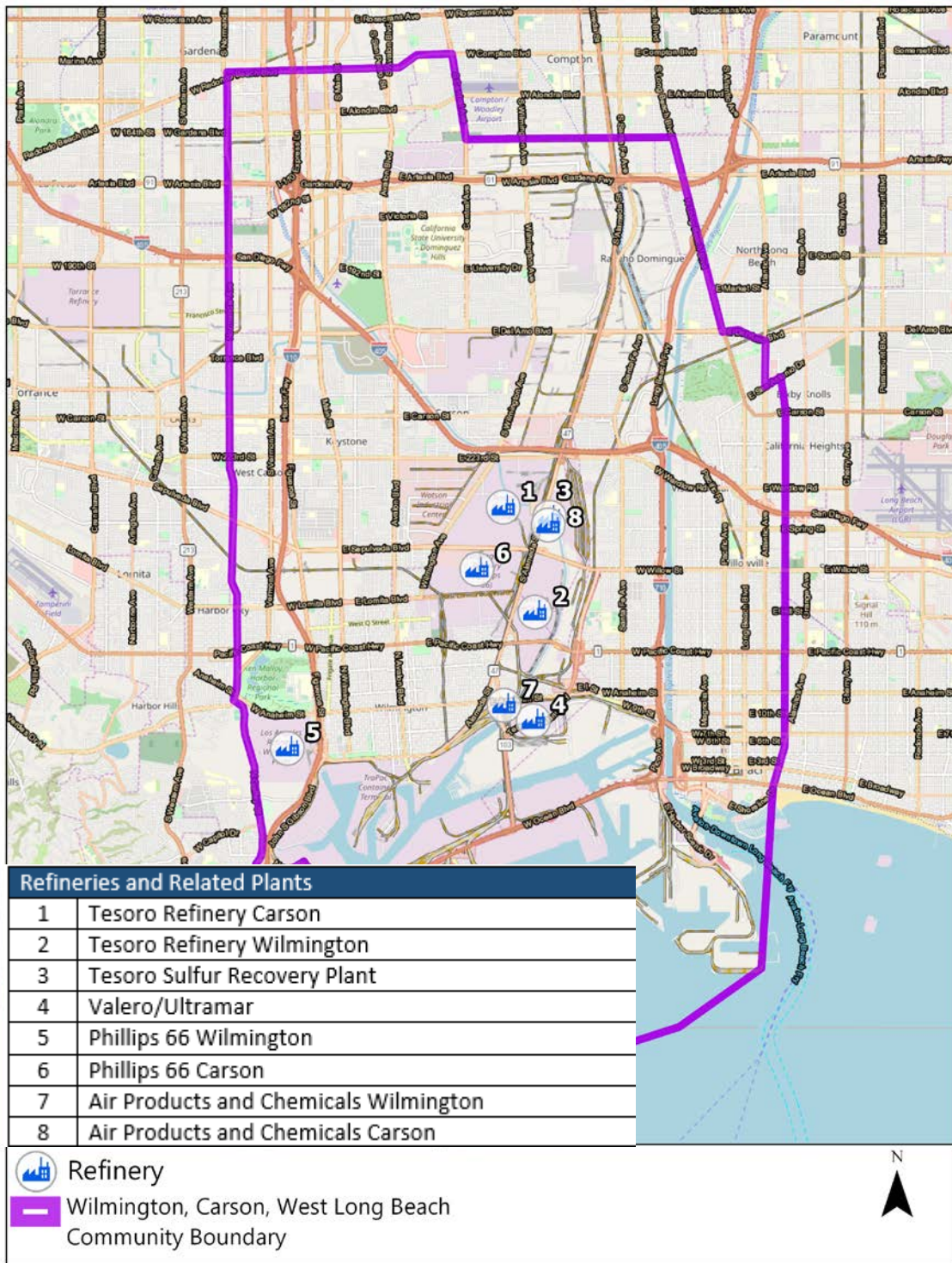
Petroleum refineries are among the largest stationary sources of air pollution in the South Coast Air Basin (SCAB). These sources process crude oil into various products, such as gasoline, diesel fuel, aviation fuel, and other products. Petroleum refineries also have other related processes at their facilities, for example, sulfur recovery and hydrogen production. Sulfur recovery plants convert hydrogen sulfide to elemental sulfur used for other industrial processes. Hydrogen production plants generate hydrogen, which is used in refining and other processes.

The Wilmington, Carson, West Long Beach community includes five petroleum refineries, one sulfur recovery plant, and two hydrogen production plants. A general overview of the location and type of facilities is provided in Table 5b-1: Petroleum Refineries and Related Facilities in the Wilmington, Carson, West Long Beach Community. Petroleum refineries, sulfur recovery plants, and hydrogen production plants are subject to rules and regulations adopted by the South Coast AQMD and other regulatory agencies. A list of South Coast AQMD regulations that apply to these facilities is provided in Appendix 5b.

Table 5b-1: Petroleum Refineries and Related Facilities in the
Wilmington, Carson, West Long Beach Community

Name	Facility Type	Location
Air Products and Chemicals	Hydrogen Production Plant	Carson
Phillips 66	Refinery	Carson
Tesoro Refinery	Refinery	Carson
Tesoro	Sulfur Recovery Plant	Carson
Air Products and Chemicals	Hydrogen Production Plant	Wilmington
Phillips 66	Refinery	Wilmington
Tesoro Refinery	Refinery	Wilmington
Valero/Ultramar	Refinery	Wilmington

Figure 5b-1: Petroleum Refineries and Related Facilities within the Wilmington, Carson, West Long Beach Community



Community Air Quality Priority – Flaring Events and Refinery Process Equipment

Three main air quality priorities related to refinery emissions were identified by the Wilmington, Carson, West Long Beach Community Steering Committee (CSC): (1) emissions from flaring events, (2) emissions and leaks from refining process equipment and storage tanks, and (3) further emission reductions from refinery equipment. To address these priorities, the CSC has identified the potential need for additional regulation that requires more stringent air pollution controls on refinery process equipment and flaring, air monitoring to assess the feasibility of further reductions of fugitive VOC emissions, and an improved process for notifying the public of refinery flaring events and associated air emissions. Details for these actions are described below.

Figure 5b-2: A photograph of a flaring event at a refinery



Rule 1118 – Control of Emissions from Refinery Flares,¹ requires refineries to notify South Coast AQMD of all flaring events above a specified threshold. The CSC identified ways to improve the notification process for Rule 1118 and the need for additional information that would be important to community members during flaring events. For example, providing real-time air quality information could help community members make more informed decisions about outdoor activities during these events (e.g., outdoor exercise, etc.) to reduce exposure to emissions from these sources.

South Coast AQMD regulates emissions from refinery processes, including major process units, storage tanks, boilers and heaters. The CSC recommended more stringent requirements for refineries through implementing Best Available Retrofit Control Technology (BARCT) and other command-and-control regulations. The CSC has also noted NO_x emissions from boilers, and heaters, and fugitive VOC emissions from storage tanks and possibly from other equipment as a priority.

Ongoing Efforts

Ongoing rule development and air monitoring efforts by South Coast AQMD will help address some of these air quality priorities in the Wilmington, Carson, West Long Beach community. For example, South Coast AQMD staff is developing Proposed Rule 1109.1 – Reduction of Emissions of Oxides of Nitrogen from Refinery Equipment.² In the rule development process for Proposed Rule 1109.1, South Coast AQMD staff is working with stakeholders to evaluate BARCT to further reduce NO_x emissions from refinery equipment (e.g., boilers, heaters, coke calciner, fluid catalytic cracking units, gas turbines). The BARCT analysis includes a technology assessment for each class and category of equipment that considers actual emissions achieved, available technologies, and technologies on the forefront. The BARCT analysis will establish a NO_x

concentration limit for each class and category of equipment, taking into consideration the cost-effectiveness (dollars per ton of NO_x reduced) of the different technology options.

Another example of ongoing efforts, is the implementation of Rule 1118 – Control of Emissions from Refinery Flares. Rule 1118 requires refineries and related facilities to notify the South Coast AQMD about flaring events that exceed specified limits. These notifications are part of the Flaring Event Notification System (FENS). FENS is being updated to include a user-friendly map identifying current flaring events, and to provide information regarding any upcoming and past flaring events.

Additionally, Rule 1180 – Refinery Fenceline and Community Air Monitoring,³ requires petroleum refineries to conduct real-time fenceline air monitoring and provide fees to fund refinery-adjacent community air monitoring systems. These air monitoring systems will provide nearby communities with real-time air quality data for the most important pollutants that are associated with refineries. Information from these systems can also be used by refineries to identify and resolve potential leaks more quickly. Additional information on refinery fenceline and community air monitoring through Rule 1180, including the air monitoring plans, can be found on the South Coast AQMD's website: <https://www.aqmd.gov/home/rules-compliance/rules/support-documents/rule-1180-refinery-fenceline-monitoring-plans>.

Rule 1105.1 - Reduction of PM 10 and Ammonia Emissions from Fluid Catalytic Cracking Units (FCCUs) was adopted in 2003 to control PM from the largest potential PM source at the refineries within this community. The rule established the strictest PM BARCT limits on this equipment, and those limits continue to be the strictest requirements anywhere in the country, both for new and existing FCCUs. To comply with Rule 1105.1, the refineries installed either electrostatic precipitators (ESPs) or scrubbers to meet the PM emissions standard and continue to operate these controls today. The Bay Area Air Quality Management District is conducting rulemaking activities for FCCUs. South Coast AQMD staff will continue to monitor the progress of that rulemaking effort to assess whether additional PM emission reductions from FCCUs are feasible.

Opportunities for Action to Reduce Emissions from Oil Refineries

In addition to the ongoing efforts described in this chapter, the CSC identified specific actions to address community priorities related to petroleum refineries. The actions will contribute to the overall emission reduction goals for refineries in this community presented in Table 5b-2.

These overall emission reduction goals for criteria pollutants and associated air toxic pollutants (e.g., reductions in benzene as part of VOCs) in this community are consistent with other basin-wide planning measures adopted by the South Coast AQMD.⁴ The details for all refinery-related CERP actions are described below.

Table 5b-2: Refinery Emission Reduction Goals by 2030

Pollutant(s)	Minimum Emission Reduction Goal by 2030 (or earlier if feasible)*	Actions and Notes
NOx	50%	Reductions primarily from Proposed Rule 1109.1. Some reductions from flaring under Proposed Amended Rule 1118.
VOCs (and associated air toxics such as benzene)	50%	Applies to fugitive emissions, flaring, and unidentified leaks. Baseline emissions to be assessed by advanced air monitoring techniques, and the progress identified as the ratio of baseline and future measurements using the same methods. Reductions to be achieved through amendments to Rules 1178, 1118, and/or 1173, as well as more rapid Leak detection and response enabled by advanced air measurements.
SOx	50%	Applies to flaring emissions (Rule 1118). SOx RECLAIM program re-assessment may also contribute to additional reductions.

* The NOx emission reduction goals are consistent with the estimated emission reductions from refinery facilities in the Wilmington, Carson, West Long Beach community based on the 2016 AQMP measure CMB-05. NOx, SOx, and VOC emission reduction goals are subject to future assessments and regulatory analyses.

Action 1: Improve Refinery Flaring Notifications

Course of Action:

- Work with stakeholders, including the CSC, to gather input on identifying specific information to include in the notifications (e.g., access to fence-line and community air monitoring data, and ways to reduce exposure to flaring emissions)
- Work with local public health departments to develop informational outreach materials for the community to describe the risks posed by emissions from refinery flaring, and how to reduce exposures
- Hold workshops in the community to provide information on flaring and training on how to use these notification systems
- Provide flare emissions data in a user-friendly format on the South Coast AQMD's website and/or the mobile application
- Collaborate with the CSC (e.g., community-based organizations and others) on community air monitoring efforts

Strategies:	
<ul style="list-style-type: none"> • Public Information and Outreach • Collaboration 	
Goal(s):	
<ul style="list-style-type: none"> • Work with stakeholders to gather input on information to incorporate into flare notifications • Develop informational public health outreach materials that provide guidance on reducing exposure to refinery flaring emissions • Implement flare notification improvements • Hold community workshops to provide training on how to use notification systems • Provide quarterly or semiannual updates to the CSC on progress 	
Estimated Timeline(s):	
<ul style="list-style-type: none"> • Second half of 2019, provide a summary of flare emissions data from the Rule 1118 quarterly reports • First quarter of 2020, initiate process to work with the California Energy Commission (CEC) and other stakeholders, on additional improvements to refinery flaring notifications • Second quarter of 2020, initiate process to work with the local public health departments to develop outreach materials • Third quarter of 2020, begin providing quarterly or semiannual updates to CSC on efforts on refinery flaring event notifications • 2021, hold community workshops to provide training on how to use the notification system • Continue collaborating with CSC on community air monitoring 	
Implementing Agency, Organization, Business or Other Entity:	
Name:	Responsibilities:
South Coast AQMD	<ul style="list-style-type: none"> • Improve flaring event notifications for the public, host community workshops for training on updated notification system • Provide informational outreach for materials developed with Departments of Public Health • Provide summaries of flare emissions data from the Rule 1118 quarterly reports
Los Angeles Department of Public Health	Collaborate with South Coast AQMD to develop outreach materials for communities to distribute at key locations, such as schools, civic centers, and activity centers
CSC Members	Conduct community air monitoring that is complementary to South Coast AQMD community air monitoring efforts

Additional Information:

Requirements for 1118 (Refinery Flaring Activities):

<http://www.aqmd.gov/docs/default-source/rule-book/reg-xi/rule-1118.pdf>

Action 2: Conduct Refinery Air Measurements to Identify and Address VOC Leaks

Course of Action:

- Conduct periodic mobile air measurement surveys and FLIR gas imaging in and around refineries
- Utilize more efficient and effective leak detection systems known as advanced measurement techniques (Smart LDAR), such as Fourier transform infrared spectroscopy (FTIR), Ultraviolet Differential Optical Absorption Spectroscopy (UV-DOAS), Solar Occultation Flux (SOF) and infrared cameras, to identify, quantify, and locate VOC leaks in real time, allowing for faster repair in a manner that is less time consuming, labor intensive, and potentially more comprehensive than traditional LDAR

Strategies:

- Air Monitoring
- Enforcement

Goal(s):*

- Use periodic mobile air measurement surveys for each petroleum refinery as described in the course of action above to:
 - Identify leaks from storage tanks and other equipment to characterize and mitigate potential leaks
 - Follow-up on previously identified leaks
- If data collected from periodic mobile air measurements, FLIR gas imaging or fence-line air monitoring suggests persistent elevated VOC levels of health or compliance concern then conduct on-site refinery air monitoring, and inspect facility equipment for compliance with South Coast AQMD rules
- Establish Smart LDAR techniques to identify, quantify, and locate leaks in real-time allowing for faster repair of equipment
- Establish a 2020 emissions baseline for fugitive VOCs from all refineries in this community using a combination of various technologies, methods, and activities including:
 - Periodic mobile optical remote sensing (ORS) measurement surveys;
 - Analysis of Rule 1180 refinery fence-line and community air monitoring data;
 - Analysis of refinery LDAR program records;

* Emission reduction goals are subject to future assessments and regulatory analyses.

<ul style="list-style-type: none"> - Refinery emission information collected during previous South Coast AQMD studies; and - FLIR gas imaging cameras information • Work with the CSC to perform an assessment to determine the feasibility of reducing fugitive VOC emissions from refineries below the 2020 baseline emission levels by: <ul style="list-style-type: none"> - 25% beginning in 2024, and - 50% beginning in 2030 • Develop a strategy to reduce fugitive emissions to achieve the VOC emission goals stated above including amendments to Rules 1178 and 1173, as appropriate • Provide quarterly or semiannual updates to the CSC on progress of the above goals 	
Estimated Timeline:	
<ul style="list-style-type: none"> • Third quarter of 2019, begin conducting mobile air measurement surveys at refineries, and follow-up inspections as needed • Third quarter of 2019, begin providing quarterly or semiannual updates to the CSC on refinery air measurement efforts to identify and address VOC leaks • Beginning January 2020 to January 2021, conduct periodic VOC measurements to obtain one full year of data and establish an emissions baseline • First quarter of 2020, explore Smart LDAR technologies and programs, begin evaluating Rule 1180 fenceline air monitoring results, and begin working with refineries to develop a fugitive emission reduction plan to achieve VOC emission reduction goals of: <ul style="list-style-type: none"> - 25% by 2024 - 50% by 2030 	
Implementing Agency, Organization, Business or Other Entity:	
Name:	Responsibilities:
South Coast AQMD	Conduct mobile air measurements, and emission measurements, evaluate data, evaluate Smart LDAR, and conduct follow-up inspections as needed, and enforcement action where appropriate
Refineries and related facilities (see Figure 5b-1)	<ul style="list-style-type: none"> • Work with South Coast AQMD staff to develop protocols (e.g., safety protocols) to conduct air monitoring (e.g., mobile air measurements) inside refineries and related plants, if fenceline or community air monitoring systems show ongoing elevated emission levels • Work with South Coast AQMD on enhanced leak detection and repair programs • Provide South Coast AQMD with the LDAR program and other relevant records required to establish the baseline fugitive emission levels in 2020 • Address all identified leaks

Additional Information:

- Requirements for 1180 (Refinery Fenceline and Community Air Monitoring): <http://www.aqmd.gov/docs/default-source/rule-book/reg-xi/r1180.pdf>
- Optical Remote Sensing pilot project: [http://www.aqmd.gov/docs/default-source/fenceline monitroing/project 2/fluxsense project2 2015 final report.pdf?vrsn=6](http://www.aqmd.gov/docs/default-source/fenceline%20monitroing/project%202/fluxsense%20project2%202015%20final%20report.pdf?vrsn=6)
- Smart Leak Detection and Repair: <http://www.aqmd.gov/docs/default-source/clean-air-plans/air-quality-management-plans/2016-air-quality-management-plan/final-2016-aqmp/appendix-iv-a.pdf>

Action 3: Initiate Rule Development to Amend Rule 1118 – Control of Emissions from Refinery Flares**Course of Action:**

- Compile the number of Rule 1118 flare events at each refinery from 2008 to 2018 and share results with CSC
- Evaluate additional methods and practices to further reduce flaring events (e.g., methods to reduce power failures), including the consideration of existing scoping documents submitted for Rule 1118 requirements
- Develop amendments to Rule 1118 to further reduce flaring, for example, consider additional provisions that require:
 - Lower performance targets and/or increased mitigation fees;
 - Increased capacity of vapor recovery systems to store gases during shutdowns;
 - Header modification for gas diversion with process controls;
 - Back-up power systems for key process units;
 - Remote optical sensing for flare emissions characterization;
 - Lower-emission flaring technologies; and
 - Additional flare minimization plans for all refineries
- Develop an improved system for refineries to submit flare emission data, and display data on South Coast AQMD’s webpage for easy public access

Strategies:

- Rules and Regulations

Goal(s):*

- Reduce flaring events and/or emissions by 50%, if feasible
- Contribute to the overall refinery emission reduction goals of a 50% reduction in NO_x, VOCs, and SO_x by 2030 (approximately 19 tpy NO_x, 11 tpy SO_x, and 1 tpy VOC)

* Emission reduction goals are subject to future assessments and regulatory analyses.

Estimated Timeline:	
<ul style="list-style-type: none"> • By first quarter 2020, begin compiling the number of Rule 1118 flare events at each refinery from 2008 to 2018 • First half of 2020, initiate rule development activities 	
Implementing Agency, Organization, Business or Other Entity:	
Name:	Responsibilities:
South Coast AQMD	<ul style="list-style-type: none"> • Evaluate the feasibility of requirements to reduce emissions from refinery flaring • Conduct rule development
CSC Members	Participate in the South Coast AQMD rule development process (e.g., attending working group meetings, providing comments on draft rule materials)
Refineries and related facilities	Participate in the South Coast AQMD rule development process
Additional Information:	
Requirements for Rule 1118 (Refinery Flaring Activities): http://www.aqmd.gov/docs/default-source/rule-book/reg-xi/rule-1118.pdf	

Action 4: Initiate Rule Development to Amend Rule 1178 – Further Reductions of VOC Emissions from Storage Tanks at Petroleum Facilities

Course of Action:

- Compile storage tank information (e.g., universe, volume, content, etc.) and share results with CSC
- Based on results of the air monitoring conducted as part of Action #2, evaluate the feasibility of improving leak detection and repair programs using Smart LDAR, such as, infrared cameras and optical remote sensing for earlier detection and quicker repair of leaks from storage tanks at refineries through amendments to Rule 1178
- Develop proposed amendments to Rule 1178 that consider the following requirements to further VOC emission reductions from refinery storage tanks:
 - Increase frequency of visual inspections of seals and gaskets;
 - Require use of enhanced leak detection tools (e.g., forward-looking infrared (FLIR) cameras and optical remote sensing) to further identify more quickly and mitigate leak emissions from storage tanks at refineries;
 - Annual third party audits (to be selected by the South Coast AQMD); and
 - Other leak prevention and emission reduction technologies including domed roofs
- Explore opportunities to incorporate new, advanced tools to modernize and improve LDAR programs for storage tanks at refineries

Strategies:	
<ul style="list-style-type: none"> • Rules and Regulations • Air Monitoring • Enforcement 	
Goal(s):*	
<ul style="list-style-type: none"> • Contribute to the overall 50% VOC emission reduction goal 	
Estimated Timeline:	
<ul style="list-style-type: none"> • First quarter of 2021 complete one year (2020) of refinery fenceline air quality monitoring (pursuant to Rule 1180) as well as advanced air monitoring pursuant to Action #2 <ul style="list-style-type: none"> – 2020, begin assessment of sources, and identify additional tools for early detection and proactive measures • 2021, establish baseline emissions based on air monitoring and initiate amendments to Rule 1178 	
Implementing Agency, Organization, Business or Other Entity:	
Name:	Responsibilities:
South Coast AQMD	<ul style="list-style-type: none"> • Evaluate the feasibility of requirements to identify and mitigate fugitive VOC emissions from storage tanks at refineries • Conduct rule development
CSC Members	Participate in the South Coast AQMD rule development process (e.g., attending working group meetings, providing comments on draft rule materials, etc.)
Refineries and related facilities	Participate in the South Coast AQMD rule development process
Additional Information:	
Requirements for Rule 1178 (Storage Tanks at Petroleum Facilities): http://www.aqmd.gov/docs/default-source/rule-book/reg-xi/rule-1178.pdf	

Action 5: Achieve Further NO_x Emission Reductions from Refinery Equipment Through Adoption of Rule 1109.1 – Refinery Equipment

Course of Action:

- Evaluate the technical feasibility and cost-effectiveness of BARCT to reduce NO_x emissions from refinery equipment including existing boilers, heaters, gas turbines, fluid catalytic cracking units, sulfur recovery units, incinerators, and a coke calciner

* Emission reduction goals are subject to future assessments and regulatory analyses.

<ul style="list-style-type: none"> • Require the installation of BARCT through the adoption of Rule 1109.1 • Explore opportunities to replace older equipment with newer, more efficient, and less emitting equipment with pollutant co-benefits • Incorporate new, advanced tools to assist in more efficient operation of equipment at refineries • Engage the CSC in the rulemaking process, with regular updates to the CSC and possible rule working group meetings in the community 	
Strategies:	
<ul style="list-style-type: none"> • Rules and Regulations 	
Goal(s):*	
<ul style="list-style-type: none"> • By December 31, 2023, require refineries to demonstrate compliance with NOx emission limitsⁱ • Achieve the majority of the overall goal of the overall 50% NOx emission reduction target (approximately 3-4 tpd or 1,095 to 1,460 tpy) 	
Estimated Timeline:	
<ul style="list-style-type: none"> • 2019 and first half of 2020, continue with site visits, vendor meetings, stakeholder working group meetings and expert consultation on rule development • By first quarter of 2020, hold one stakeholder working group meeting in the Wilmington, Carson, West Long Beach community • By third quarter of 2019, provide an inventory of refinery boilers and heaters, size, fuel type, emissions, if the unit has CEMS, the type of pollution controls, and if the unit is being considered for BARCT • Consider Adoption of Proposed Rule 1109.1 in 2020 with an implementation schedule established during rule development 	
Implementing Agency, Organization, Business or Other Entity:	
Name:	Responsibilities:
South Coast AQMD	<ul style="list-style-type: none"> • Evaluate the technical feasibility (e.g., equipment availability, reasonable space constraints) and cost-effectiveness of control technology to reduce emissions from refinery equipment • Establish BARCT limits • Adopt proposed rule and enforce requirements
CSC Members	Participate in the South Coast AQMD rule development process (e.g., attending working group meetings, providing comments on draft rule materials, etc.)

* Emission reduction goals are subject to future assessments and regulatory analyses.

ⁱ The compliance date of December 31, 2023 is estimated and may be longer. Compliance period takes into consideration the number of pieces of equipment at a facility, installation of pollution controls on an existing piece of equipment versus equipment replacement, facility modernization projects where a group of equipment are replaced, and permitting, construction, installation, commissioning, and testing of equipment.

Refineries and related facilities	Participate in the South Coast AQMD rule development process
Additional Information:	
Rule development for Rule 1109.1 (Refinery Equipment): http://www.aqmd.gov/home/rules-compliance/rules/scaqmd-rule-book/proposed-rules/proposed-rule-1109-1	

References

1. South Coast AQMD, Rule 1118 - Control of Emissions from Refinery Flares, 7 July 2017, <http://www.aqmd.gov/docs/default-source/rule-book/reg-xi/rule-1118.pdf>, Accessed May 2019.
2. South Coast AQMD, Proposed Rule 1109.1 - Reduction of Emissions of Oxides of Nitrogen from Refinery Equipment, 2020, <http://www.aqmd.gov/home/rules-compliance/rules/scaqmd-rule-book/proposed-rules#1109.1>, Accessed May 2019.
3. South Coast AQMD, Rule 1180 - Refinery Fenceline and Community Air Monitoring, 1 December 2017, <http://www.aqmd.gov/docs/default-source/rule-book/reg-xi/r1180.pdf>, Accessed May 2019.
4. South Coast AQMD, 2016 AQMP, Control Measures CMB-05: Further NOX Reductions from RECLAIM Assessment, and FUG-01: Improved Leak Detection and Repair, March 2017, <https://www.aqmd.gov/docs/default-source/clean-air-plans/air-quality-management-plans/2016-air-quality-management-plan/final-2016-aqmp/final2016aqmp.pdf?sfvrsn=15>, Accessed August 2019.

THIS PAGE IS INTENTIONALLY LEFT BLANK

CHAPTER 5C:

PORTS

THIS PAGE IS INTENTIONALLY LEFT BLANK

Chapter 5c: Ports

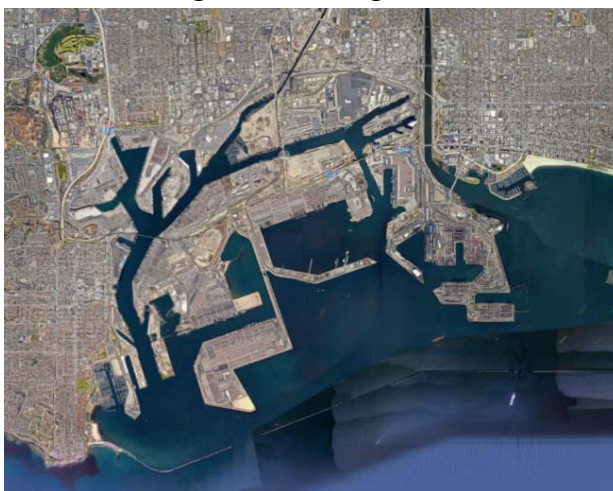
Background

The Ports of Los Angeles and Long Beach (Ports) combined are the busiest ports in the United States and the ninth busiest port complex in the world. Almost 40% of containers imported to the United States pass through the Ports. As a result, the Ports are important to the local and regional economy and support hundreds of thousands of jobs.

Cargo is delivered to and from the Ports by ships, trucks, and trains. In 2018 the Ports handled 48,000 containers (i.e., twenty-foot container units) of goods per day (or 17.5 million containers per year). Containerized volume of goods has grown by almost 11%

between 2012 and 2016. The overall volume of cargo activity at the Ports is expected to increase more than 200% by 2035.

Figure 5c-1: Satellite view of the Ports of Los Angeles and Long Beach



Community Air Quality Priorities – Zero- and Near-Zero Technology, Oil Tanker Leaks, and Targeted Enforcement

The Wilmington, Carson, West Long Beach community identified the Ports as an air quality priority. Sources of air pollution at the Ports include, ocean-going vessels, commercial harbor craft (e.g., ferries, tugboats, fishing boats), cargo handling equipment (e.g., yard trucks, forklifts, reach stackers), drayage trucks, and other equipment. The Community Steering Committee (CSC) recommended the following to reduce emissions from these sources:

- Implementation of zero- (preferred when available) and near-zero emission technologies through incentive opportunities and regulation,
- Targeted or enhanced enforcement of existing CARB regulations (e.g., Drayage Truck and Ocean-Going Vessels Fuel Regulation), and
- Detection of leaks from oil tankers at-berth.

Ongoing Efforts

Ongoing efforts to reduce emissions from the Ports, include CARB regulations and measures in the Ports 2017 Clean Air Action Plan (CAAP). Information about these efforts is provided below.

South Coast AQMD's Facility-Based Mobile Source Measure (FBMSM)

South Coast AQMD staff has initiated a public process to develop a Memorandum of Understanding (MOU) with the Ports. The MOU is intended to reduce emissions from implementing elements of the 2017 CAAP and requires approval by the South Coast AQMD Governing Board and the Ports.

Annual Emissions Reporting

The Ports each develop an annual emissions inventory. These inventories serve as the primary tool to track the Ports' efforts to reduce emissions through the implementation of state, federal, and international regulations and measures in the Ports CAAP. The emissions inventories cover port-related mobile sources including ocean-going vessels, cargo handling equipment, commercial harbor craft, heavy-duty trucks, and locomotives. The Port of Los Angeles has conducted an annual emissions inventory since 2005 starting with a 2001 baseline.¹ The Port of Long Beach has also conducted an annual emissions inventory since 2005 and also did a special baseline report for 2002.²

State Actions (CARB)

CARB's Drayage Truck Regulation³

This regulation reduces air toxics and criteria pollutant emissions from drayage trucks. A drayage truck is any in-use on-road vehicle with a gross vehicle weight rating of greater than 26,000 pounds used for transporting cargo to and from ports and intermodal railyards. The regulation requires all drayage trucks to operate with an engine that is a 2007 model year or newer. Drayage trucks must also meet the requirements of the CARB Truck and Bus Regulation, which requires that all drayage trucks must have 2010 model year or newer engines by January 1, 2023.

Figure 5c-2: Example of a drayage truck



CARB's Mobile Cargo Handling Equipment (CHE) Regulation⁴

The Mobile Cargo Handling Equipment Regulation was developed to reduce diesel particulate matter (PM) and nitrogen oxides (NOx) emissions from diesel-fueled mobile CHE at California's ports and intermodal railyards. This equipment can be used to lift or move containers, bulk or liquid cargo, or to perform routine or predictable maintenance and repair activities. CHE includes equipment such as yard trucks, top handlers, side handlers, reach stackers, forklifts, rubber-tired gantry cranes, aerial lifts, and other types of equipment used in maintenance operations. The existing CHE regulation, which was fully implemented in December 2017, required cleaner diesel equipment for existing fleets of equipment.

In March 2018, CARB presented a plan to begin developing a new regulation to minimize emissions and further reduce community health impacts from CHE. CARB is assessing the availability and performance of zero-emission technologies. The new regulation is expected to be considered for adoption in 2022. These regulatory updates would potentially take effect in 2026. CARB would prioritize the earliest implementation in or adjacent to the communities most impacted by air pollution.

Figure 5c-3: Mobile cargo handling equipment



CARB’s Commercial Harbor Craft Regulation⁵

The Commercial Harbor Craft Regulation reduces NOx and PM emissions from diesel engines on commercial harbor craft vessels. The regulation applies to all commercial harbor craft vessels including, but not limited to, ferries, excursion vessels, tugboats (including ocean-going tugs), towboats, push boats, crew and supply vessels, barge and dredge vessels, work boats, pilot vessels, and commercial and charter fishing boats. The existing regulation requires certain existing commercial harbor craft to meet specific engine standards established by U.S. EPA (e.g., Tier 2 or Tier 3 standard) for main and auxiliary engines. A number of harbor craft operating at the Ports have been voluntarily repowered with cleaner engines through incentive funding programs designed to reduce emissions (e.g., Carl Moyer program⁶).

Figure 5c-4: Example of a tugboat



CARB’s At-Berth (Shore Power) Regulation⁷

The At-Berth (Shore Power) Regulation reduces PM and NOx emissions from auxiliary engines on ocean-going vessels while at-berth at California ports. Fleets affected by the regulation include those composed of container vessels, passenger vessels, or refrigerated cargo vessels. The At-Berth Regulation phased in over time and fleets were required to meet 50% reductions in 2014,

and 70% reductions in 2017. By January 1, 2020, more stringent requirements will be in effect, reaching 80% reductions.

Fleets at-berth must limit or reduce emissions with one of two options: the Reduced Onboard Power Generation Option (relies on the use of shore-based electrical power), or the alternative Equivalent Emissions Reduction Option. Under the Reduced Onboard Power Generation Option, fleets must reduce their total auxiliary engine power at-berth by 80% with shore power, while also using shore power on at least 80% of their vessel calls. Under the Equivalent Emission Reduction Option, fleets must reduce their total NOx and PM emissions at-berth by 80% with shore power or another approved alternative technology. These control measures include the use of one or more emission control techniques, such as grid-based shore power, natural gas-fueled engines, emission controls installed on the vessels (e.g., particulate control traps, selective catalytic reduction units, alternative fuels, etc.), or emission controls installed at the wharf (e.g., a bonnet emission capture and treatment system).

CARB staff is currently developing a replacement regulation for Ships At-Berth that would require more stringent compliance rates for regulated vessels and the addition of other vessel types.

CARB's Ocean-Going Vessels - Fuel Rule⁸

Ocean-Going Vessels - Fuel Rule requires the use of low sulfur marine distillate fuels in order to reduce PM, diesel PM, NOx, and SOx from ocean-going vessels within 24 nautical miles of the California coast. The sulfur content limits for marine fuels used in ocean-going vessel main (propulsion) diesel engines, auxiliary diesel engines, and auxiliary boilers were phased in from 2009 to the current limit of 0.1% sulfur which went into effect in January 2014.

San Pedro Bay Ports Clean Air Action Plan (CAAP)⁹ - Port of Long Beach and Port of Los Angeles

Since the adoption of the original CAAP in 2006, the CAAP strategies in conjunction with state, federal and international regulations have reduced PM, NOx, and SOx emissions from the Ports. The recently updated 2017 CAAP provides new strategies to further reduce pollution from sources operating in and around the Ports (e.g., ships, trucks, trains, harbor craft, and cargo handling equipment). Ships are the largest source of NOx emissions at the Ports. To address ship emissions, the Ports provide financial incentives for ships with the cleanest engines or ships equipped with emission-reducing technologies. The Ports also provide funding for ships participating in a technology demonstration program through the joint Technology Advancement Program (TAP).¹⁰ In addition, the Ports implement the Vessel Speed Reduction (VSR) Program^{11, 12} by providing financial incentives for ships to reduce speeds within 40 nautical miles of Point Fermin which results in less emissions from the ship's main engines.

The 2017 CAAP includes a Clean Trucks Program. Beginning in 2020, under this program, all heavy-duty trucks will be charged a rate to enter the Ports' terminals, with exemptions for trucks that are certified to meet or exceed the near-zero standard. By 2035, only trucks that are certified to meet zero-emissions will be exempt from the rate. Initiation of the truck rate is contingent on

certain elements (e.g., an economic study to establish the rate).¹³ Implementation of this rate will provide a source of funding to further invest in clean trucks, as well as provide incentives for truck owner/operators to use cleaner vehicles. The Ports will also work with terminal operators through the terminals’ procurement planning process to promote and require the use of near-zero and zero-emission terminal equipment. CARB will also be considering a Zero-Emissions Drayage Truck Rule¹⁴ in 2022.¹⁵ The implementation of this rule will likely begin in 2026 or later.

Additional Efforts by The Ports

The Ports have several near-zero and zero-emission demonstration projects in progress. The South Coast AQMD and both ports are co-funding several on- and off-road vehicles and equipment technology demonstration projects (e.g., zero-emission locomotives, Daimler’s Zero-Emission Heavy-Duty Trucks). The Ports have also received grants from CARB and CEC for other technology demonstration projects. Additionally, the Port of Long Beach and Southern California Edison are collaborating on pilot electric infrastructure projects on terminals.

Opportunities for Action

In addition to the ongoing efforts described in this chapter, the CSC identified specific actions to address community priorities related to addressing the committee’s concerns around emissions from sources at the Ports. The actions are described below.

Action 1: Reduce Leaks from Oil Tankers
Course of Action:
<ul style="list-style-type: none"> • Use optical gas imaging technology, air measurements, and other available emissions information to identify potential fugitive emission leaks from oil tankers and conduct targeted enforcement of Rule 1142 – Marine Tank Vessel Operations • Evaluate opportunity to amend South Coast AQMD Rule 1142 to require marine vessels to calibrate and maintain pressure relief devices and require recordkeeping, with the goal of minimizing fugitive emission leaks
Strategies:
<ul style="list-style-type: none"> • Air Monitoring • Enforcement • Collaboration
Goal(s):
<ul style="list-style-type: none"> • Conduct surveillance and air measurements that focuses on looking at coastal sources of pollution and evaluate data on a regular basis to identify potential leaking vessels • Provide quarterly or semiannual updates to the CSC on South Coast AQMD enforcement activities regarding fugitive emission leaks from oil tankers

<ul style="list-style-type: none"> Collaborate with CARB and United States Coast Guard to evaluate pressure relief valve calibration and maintenance methods, and effectiveness in preventing fugitive emission leaks 	
Estimated Timeline(s):	
<ul style="list-style-type: none"> Beginning mid-2020, provide the CSC with quarterly updates on surveillance and air measurement activities for oil tanker leaks Beginning 2020, commence evaluation of pressure relief valve calibration and maintenance methods for possible rule amendment 	
Implementing Agency, Organization, Business or Other Entity:	
Name:	Responsibility:
South Coast AQMD	Use optical gas imaging technology to identify oil tankers with fugitive leaks and board marine vessels to evaluate potential violations with Rule 1142. Evaluate opportunities to improve Rule 1142 through a potential rule amendment
CARB	Conduct enhanced inspections to ensure compliance with CARB's regulations
Tenants of the Ports (Los Angeles and Long Beach)	Work with South Coast AQMD, CARB, and the Ports' tenants to facilitate contact between the regulatory agencies and tenants to arrange inspections of the terminals
Additional Information:	
Requirements for Rule 1142 (Marine Tank Vessel Operations): http://www.aqmd.gov/docs/default-source/rule-book/reg-xi/rule-1142.pdf	

Action 2: Reduce Emissions from Ships and Harbor Craft	
Course of Action:	
<ul style="list-style-type: none"> Work with the Ports to engage in outreach to shipping lines and harbor craft owners to provide information about existing and new incentive programs for cleaner technologies for ships and harbor craft Identify additional incentive funding opportunities to accelerate adoption of cleaner technologies for ships and harbor craft Conduct demonstration projects for retrofit technologies for ships and harbor craft to inform the development of new incentive programs Support CARB's rule development for the proposed At-Berth Regulation and future updates to Commercial Harbor Craft Regulation 	
Strategies:	
<ul style="list-style-type: none"> Incentives Public Information and Outreach 	

<ul style="list-style-type: none"> Rules and Regulations 	
Goal(s): <ul style="list-style-type: none"> Engage in one outreach event per year in the Ports area to provide information about incentives Complete technology demonstration for retrofitting ships (ocean-going vessels, OGVs) Work with authorities in Asia to collaborate on a Pacific Rim clean vessel incentive program Participate in CARB rule development Emission Reductions Target: emissions reduced from this action contribute to the mobile source incentives and statewide mobile source regulation measures 	
Estimated Timeline(s): <ul style="list-style-type: none"> Beginning 2020, engage in incentive outreach events, when incentive programs are open for applications Beginning 2019, engage in outreach for a Pacific Rim clean vessel incentive program (PRIMER initiative) By 2020, sign agreement for joint clean vessel incentive program with Asian ports December 2019, provide updates on demonstration projects for ships and harbor craft CARB regulations: <ul style="list-style-type: none"> 2020, CARB’s Commercial Harbor Craft Regulation December 2019, CARB’s At-Berth Regulation 	
Implementing Agency, Organization, Business or Other Entity:	
Name:	Responsibility:
South Coast AQMD	<ul style="list-style-type: none"> Provide incentives for cleaner ships and harbor craft through the Carl Moyer Program and AB 617-related incentive funds, and work with Ports on outreach Identify additional incentive funding opportunities Conduct technology demonstration projects for retrofit technologies for ships and harbor craft Support CARB’s rule development of the proposed At-Berth Regulation and updates to the Commercial Harbor Craft Regulation
Ports	Work with South Coast AQMD to conduct outreach and education regarding new technologies and fuels available to reduce emissions in the operations of ocean-going vessels
CARB	Continue rule development for the proposed At-Berth Regulation and future updates to Commercial Harbor Craft Regulation

Additional Information:

PRIMER program is currently under development, additional information is available at: http://www.aqmd.gov/docs/default-source/Agendas/Governing-Board/AgendaItems/4_primer.pdf?

Action 3: Reduce Emissions from Port Equipment (Cargo Handling Equipment) and Drayage Trucks

Course of Action:

- Support CARB’s rule development for future updates to Cargo Handling Equipment Regulation, Drayage Truck Regulation, development of a mandatory near-zero standard for heavy-duty trucks, and encourage CARB to adopt zero-emission requirements by 2035 or sooner
- Support Ports’ implementation of Clean Air Action Plan (CAAP) measures for trucks and cargo handling equipment
- Enforcement of existing Drayage Truck Regulation
- Identify additional incentive funding opportunities to accelerate adoption of cleaner port equipment and drayage trucks
- Continue developing Facility Based Mobile Source Measure (FBMSM) for Ports through a Memorandum of Understanding (MOU)

Strategies:

- Rules and Regulations
- Incentives
- Collaboration
- Enforcement

Goal(s):

- Provide semiannual updates on CARB’s rule developments for drayage trucks and cargo handling equipment, Ports’ CAAP measures, and FBMSM for Ports, and seek community input on progress

Estimated Timeline(s):

- Beginning 2022, support CARB’s Drayage Truck Regulation and CARB’s Cargo Handling Equipment Regulation
- Beginning 2020, implement Ports’ Clean Truck Program as described in the CAAP (based on feasibility assessment study for trucks and truck rate study and the promulgation of near-zero emission manufacturing standards by CARB)
- Beginning in 2020, implement Ports’ clean cargo handling equipment purchasing program as described in the CAAP (based on feasibility assessment study for cargo handling equipment)

<ul style="list-style-type: none"> Beginning in Fall 2019, update the CSC on CARB’s enforcement of the existing Drayage Truck Regulation Beginning in Fall 2019, identify additional incentive funding opportunities for cleaner port equipment and drayage trucks Continue development of FBMSM for Ports through a MOU 	
Implementing Agency, Organization, Business or Other Entity:	
Name:	Responsibility:
South Coast AQMD	<ul style="list-style-type: none"> Support CARB’s rule development for Cargo Handling Equipment Regulation and Drayage Truck Regulation Support CARB’s development of a mandatory near-zero standard for heavy-duty trucks and encourage CARB to adopt zero-emission requirements by 2035 or sooner Support Ports’ implementation of the CAAP Identify additional incentive funding opportunities to accelerate adoption of cleaner port equipment and drayage trucks Continue development of FBMSM through a MOU and engage in outreach to CSC for FBMSM working groups, workshops, and meetings
CARB	<ul style="list-style-type: none"> Conduct enhanced enforcement of existing Drayage Truck Regulation Continue rule development for Cargo Handling Equipment and Drayage Truck Regulations Engage in outreach to CSC for rule update workshops
Ports	<ul style="list-style-type: none"> Solicit input from the CSC on when and where dray-offs are occurring and conduct targeted enforcement sweeps based on the input Implement the Clean Truck Program and clean cargo handling equipment purchasing program as described in the CAAP (based on feasibility assessments for trucks and cargo handling equipment and truck rate study)
Additional Information:	
<ul style="list-style-type: none"> San Pedro Bay Ports Clean Air Action Plan 2018 Feasibility Assessment for Drayage Trucks: http://polb.com/civica/filebank/blobdload.asp?BlobID=15011 San Pedro Bay Ports Clean Air Action Plan Draft 2018 Feasibility Assessment for Cargo-Handling Equipment: http://www.cleanairactionplan.org/documents/draft-2018-feasibility-assessment-for-cargo-handling-equipment.pdf/ FBMSM: http://www.aqmd.gov/home/air-quality/clean-air-plans/air-quality-mgt-plan/facility-based-mobile-source-measures/comm-ports-wkng-grp 	

References

1. Port of Los Angeles, Annual Inventory of Air Emissions, <https://www.portoflosangeles.org/environment/air-quality/air-emissions-inventory>, Accessed June 1, 2019.
2. Port of Long Beach, Emissions Inventory Documents, <http://www.polb.com/environment/air/emissions.asp>, Accessed June 1, 2019.
3. California Air Resource Board, ARB's Drayage Truck Regulatory Activities, July 2018, www.arb.ca.gov/drayagetruck, Accessed May 23, 2019.
4. California Air Resource Board, Amendments to the Regulation for Mobile Cargo Handling Equipment at Ports and Intermodal Rail Yards, August 2011, www.arb.ca.gov/regact/2011/cargo11/cargoisor.pdf, Accessed May 23, 2019.
5. California Air Resource Board, Commercial Harbor Craft, 2019, www.arb.ca.gov/ports/marinevess/harborcraft.htm, Accessed May 23, 2019.
6. South Coast AQMD, Carl Moyer Program (Heavy-Duty Engines), <http://www.aqmd.gov/home/programs/business/business-detail?title=heavy-duty-engines&parent=vehicle-engine-upgrades>, Accessed June 7, 2019.
7. California Air Resource Board, Shore Power for Ocean-going Vessels (At-Berth), May 2019, www.arb.ca.gov/ports/shorepower/shorepower.htm, Accessed May 23, 2019.
8. California Air Resource Board, Ocean-Going Vessels - Fuel Rule, August 2017, <https://www.arb.ca.gov/ports/marinevess/ogv.htm>, Accessed May 23, 2019.
9. San Pedro Bay Ports, Clean Air Action Plan, <http://www.cleanairactionplan.org/>, Accessed June 1, 2019.
10. San Pedro Bay Ports, Ports' Technology Advancement Program, <http://www.cleanairactionplan.org/technology-advancement-program/>, Accessed July 14, 2019.
11. The Port of Los Angeles, Vessel Speed Reduction Program, <https://www.portoflosangeles.org/environment/air-quality/vessel-speed-reduction-program>, Accessed June 1, 2019.
12. The Port of Long Beach, The Green Flag Incentive Program, <http://www.polb.com/environment/air/greenflag.asp>, Accessed August 8, 2019.
13. San Pedro Bay Ports, Final 2017 Clean Air Action Plan Update, <http://www.cleanairactionplan.org/documents/final-2017-clean-air-action-plan-update.pdf>, Accessed July 14, 2019.

14. California Air Resource Board, Assessment of a Zero-Emission Vehicle Requirement for Light and Heavy-Duty Vehicle Fleets, August 2018,
https://www.arb.ca.gov/msprog/zev_fleet_workshop_presentation_083018.pdf,
Accessed June 1, 2019.
15. San Pedro Bay Ports, Final 2017 Clean Air Action Plan Update,
<http://www.cleanairactionplan.org/documents/final-2017-clean-air-action-plan-update.pdf>, Accessed July 14, 2019.

THIS PAGE IS INTENTIONALLY LEFT BLANK

CHAPTER 5D:

NEIGHBORHOOD TRUCK TRAFFIC

THIS PAGE IS INTENTIONALLY LEFT BLANK

Chapter 5d: Neighborhood Truck Traffic

Background

The community of Wilmington, Carson, West Long Beach is home to the Port of Long Beach and Port of Los Angeles (Ports). The Ports serve as a gateway for the world's markets through the movement of goods. These goods are transported to and from the Ports by ships, trains, and heavy-duty trucks. Trucks are not only used to deliver goods directly to and from the Ports, but also to railyards, warehouses, and retail stores. Trucks travel along freeways (e.g., I-710, I-110, I-405, and I-91) that pass through the Wilmington, Carson, West Long Beach community. Also, trucks often travel near and through local neighborhoods to reach their destinations thus exposing residents to harmful air pollutants.

The amount of freeway and neighborhood truck traffic in the Wilmington, Carson, West Long Beach community is likely to increase as a result of the expected increase in goods movement activities in Southern California. These activities are largely driven by the anticipated growth in the volume of goods that are imported and exported through the Ports.¹ This growth may lead to additional community air quality impacts resulting from increases in traffic volumes through local neighborhoods and freeway corridors.

Community Air Quality Priorities – Idling Trucks, Enhanced Enforcement of Existing Regulations, Air Pollution from High Volume of Trucks and Cleaner Technology Options

The Wilmington, Carson, West Long Beach Community Steering Committee (CSC) identified air pollution from heavy-duty diesel trucks and passenger cars traveling on local neighborhood streets and freeways as an air quality priority. To address these air quality impacts, the CSC prioritized the following:

- Increased enforcement of CARB's Truck and Bus² and Idling³ Rules to reduce diesel emissions (including during non-business hours)
- Accountability for truck owners and truck drivers, when trucks violate CARB idling regulations
- Additional outreach to commercial fleets, warehouses, and other facilities that operate heavy-duty diesel trucks and additional incentives for truck retrofits or truck replacements with zero-emission technologies once they become feasible, and near-zero technologies until that time
- Evaluate designated truck routes
- Improving the complaint systems designed to report illegal truck idling or truck travel on local roadways
- New regulations that require the use of zero-emission trucks as soon as they become available

Ongoing Efforts

U.S. EPA and Statewide Efforts

CARB's Airborne Toxic Control Measure (ATCM) places limits on idling of diesel-fueled trucks.³ This regulation is enforced by CARB and South Coast AQMD, and will be a focal point of the enforcement activities in AB 617 communities. CARB continues to address truck diesel emission reductions through existing and upcoming regulations, such as the Drayage Truck Regulation⁴ and the Truck and Bus Regulation,^{5, 2} which include emission standards. CARB is also responsible for enforcing the Commercial Vehicle Idling Regulation, where commercial vehicles (gross vehicle weight rating greater than 10,000 pounds) are prohibited from idling for more than five minutes.⁶ In addition, to help cities address idling, CARB has developed an "Options for Cities to Mitigate Heavy-Duty Vehicle Idling" guidance document which includes options for cities to address heavy-duty vehicle idling emissions in their communities.⁷

CARB continues to work towards reducing residual public health risk from Transport Refrigeration Units (TRU)^{8, 9} near distribution centers and other facilities where TRU activity is focused, and achieve emission reductions while in transit, especially near the most impacted communities. Improving freight efficiency and transitioning to zero-emission technologies will help reduce toxic air contaminant emissions, criteria pollutant emissions, and greenhouse gas emissions. CARB has created advisories¹⁰ and forms¹¹ to assist TRU owners in understanding compliance requirements and to ensure that all regulated entities (e.g., TRU owners, TRU operators, facilities that support TRU use) are aware of their responsibilities under this regulation.

Several requirements from the Ports and from CARB have modernized the port trucking industry and reduced truck-related air pollution by phasing out the oldest, dirtiest trucks. The three main requirementsⁱ include: 1) no truck can enter the ports with an engine older than 2007,⁴ 2) nearly all trucks in California must be no older than 2010 by 2023,⁵ 3) new trucks entering the Ports' Drayage Truck Registry must have a 2014 engine model year or newer.¹²

Many new requirements are also being considered that would further reduce emissions from trucks. The table below illustrates the key upcoming activities from U.S. EPA, CARB, and the Ports.

ⁱ The vehicle's drive engine must be certified to a particular emission standard that is noted by the engine's model year.

Table 5d-1: Upcoming Rule Development/Activities from U.S. EPA, CARB, and the Ports

Agency	Upcoming Action	Expected Decision	Expected Phase-in Period
U.S. EPA	Cleaner Truck Initiative ¹³ – In response to a petition from South Coast AQMD, U.S. EPA has committed to updating its truck engine standard to reduce NOx emissions.	2020-2021	2024
CARB	Transport Refrigeration Unit Regulation ⁸ – Measure to reduce residual risk from TRUs by transitioning to zero-emission technologies.	2019	2025-2030
CARB	Drayage Truck Rule ⁴ – Updated regulation to transition to zero-emission trucks.	2022	2026
CARB	Advanced Clean Truck Rule ¹⁴ - Requires truck manufacturers to sell an increasing percentage of zero-emission trucks by 2030 (up to 15% or 50%, depending on truck type). Also will require one-time fleet reporting for large businesses.	2019	2024-2030
CARB	Zero-Emission Fleet Rule ¹⁵ – Would require fleets to transition to zero-emissions.	2022	2024
CARB	Heavy-Duty Low NOx Rule ¹⁶ – Would set new statewide engine standards for NOx reduction from trucks by 2026, and additional reductions including and after 2027.	2020	2024
Ports	Clean Truck Program ¹² – Will establish a rate that trucks need to pay to enter the Ports beginning in 2020 if they are not near-zero emissions. Only zero-emission trucks will be exempt from payment of the rate by 2035.	2019	2020-2035

South Coast AQMD Efforts

The South Coast AQMD also funds projects to help develop zero-emission technologies for heavy-duty Class 7-8 trucksⁱⁱ (e.g., battery electric, fuel cell). These projects are in the design and demonstration phase and the technologies are not yet commercially available. Additionally, the South Coast AQMD administers incentive programs for truck owners and operators to replace older more polluting trucks with ones that are cleaner than required.¹⁷ For example, South Coast AQMD’s Voucher Incentive Program (VIP) is designed for smaller businesses with fleets of 10 or fewer vehicles that primarily operate within California.¹⁸ VIP helps truck owners with older trucks to purchase newer trucks meeting the current emissions standards. The Carl Moyer Program¹⁹ is another resource for truck owners to obtain cleaner trucks that would achieve emission reductions that are above and beyond the regulations.

ⁱⁱ The Federal Highway Administration categorizes Class 7-8 trucks under the “Heavy Duty (>26,001 lbs)” gross vehicle weight rating

Opportunities for Action

The CSC’s strategy to reduce the community’s exposure to air pollution from trucks is described in the actions below.

Action 1: Reduce Truck Idling
Course of Action:
<ul style="list-style-type: none"> • Conduct focused enforcement for idling trucks in high traffic areas with the highest priority for areas near schools and residential areas <ul style="list-style-type: none"> – Other areas prioritized by the CSC include areas near distribution centers, high traffic corridors on Wilmington Avenue, Lomita Boulevard, Santa Fe Avenue, Figueroa Street, Pacific Coast Highway, Anaheim Street, Harry Bridges Boulevard, the Alameda corridor, and Lakme Avenue • Collaborate with the CSC to inform community members how to report idling trucks • Engage in community outreach on existing city, CARB, and South Coast AQMD complaint systems on reporting idling trucks <ul style="list-style-type: none"> – If existing complaint/response system is determined to be ineffective, assess where improvements are feasible • Work with CARB and local entities or agencies to establish “no truck idling” signage with locations prioritized by the CSC and work to assess the feasibility of sign placement
Strategies:
<ul style="list-style-type: none"> • Enforcement • Collaboration • Public Information and Outreach
Goal(s):
<ul style="list-style-type: none"> • Conduct, at minimum, quarterly idling sweeps and focused inspections for one calendar year, to be evaluated thereafter with community input • Engage in two outreach events within the span of implementation of this plan to inform community members how to report idling trucks
Estimated Timeline(s):
<ul style="list-style-type: none"> • Beginning Fall of 2019, provide quarterly updates to the CSC • Beginning Fall 2019, begin planning outreach events to inform the community members how to report idling trucks • Beginning Fall of 2019, work with CARB’s enforcement team (and CHP) to coordinate, at a minimum, quarterly idling sweeps and focused inspections for a period of one year <ul style="list-style-type: none"> – Beginning January 2020, based on findings from idling sweeps, the CSC identified Community Priorities List, and additional community observations/input from CSC meetings, CARB will adjust enforcement in the

<p>community to address the identified concerns and report back to the CSC bi-annually for future adjustments</p> <ul style="list-style-type: none"> Beginning Fall 2019, work to establish “no truck idling” signage with locations prioritized by the CSC 	
<p>Implementing Agency, Organization, Business or Other Entity:</p>	
<p>Name:</p>	<p>Responsibilities:</p>
<p>South Coast AQMD</p>	<ul style="list-style-type: none"> Conduct idling sweeps (which may require coordination with local law enforcement), focusing on high priority areas Collaborate with the CSC to inform community members how to report idling trucks Engage in community outreach on complaint systems on reporting idling trucks Work with local entities and CARB to establish “no truck idling” signage
<p>California Air Resources Board (CARB)</p>	<ul style="list-style-type: none"> Conduct and coordinate idling truck inspections with the California Highway Patrol Based on findings from idling sweeps, the CSC identified Community Priorities List, and additional community observations/input from CSC meetings, CARB will adjust enforcement in the community to address the identified concerns and report back to the CSC bi-annually for future adjustments Work with South Coast AQMD to establish “no truck idling” signage
<p>CSC</p>	<ul style="list-style-type: none"> Work with South Coast AQMD and other local entities to disseminate information on how to report idling trucks in the community (e.g., outreach events and flyers) Prioritize locations for “no truck idling” signage
<p>Additional Information:</p>	
<ul style="list-style-type: none"> CARB requirements for idling trucks: https://www.arb.ca.gov/enf/diesel.htm City of Los Angeles - Trucks on Residential Streets: https://ladot.lacity.org/what-we-do/operations/neighborhood-services/trucks-residential-streets City of Carson - Truck Routes and Truck Parking Areas: http://ci.carson.ca.us/publicworks/truckroutes.aspx City of Long Beach - Oversized Vehicle Restrictions: http://longbeach.gov/press-releases/public-notice-oversized-vehicle-restrictions/ 	

Action 2: Reduce Emissions from Heavy-Duty Trucks

Course of Action:

- Collaborate with local businesses, agencies, and organizations and engage in outreach to truck owners and operators in this community to provide information about available incentive programs, community ordinances, restricted truck routes, and trucking regulations
- Identify additional and new incentive funding opportunities to replace and accelerate adoption of cleaner heavy-duty trucks (including drayage trucks), prioritizing zero-emission technologies when technologically feasible and commercially available, and near-zero emission technologies until that time
- Participate in CARB’s rule development for future amendments to their truck regulations
- Continue to develop Facility Based Mobile Source Measures (see Chapter 5c – Ports and Chapter 5f – Railyards), including an Indirect Source Rule (ISR) for warehouses
- Work with the local city or county agencies to evaluate potential designated truck routes away from sensitive receptors (e.g., schools, residents) and identify resources to enforce these routes
- Work with local agencies to provide data on locations within the community with high truck pollution impacts
- Identify the appropriate agency (e.g., Los Angeles Department of Transportation) to collaborate on assessing the feasibility of physical interventions to prevent truck traffic from entering residential neighborhoods
- Target incentive funds for local small businesses and independent owner/operator (e.g., Voucher Incentive Program)
- Conduct focused enforcement of CARB’s TRU Regulation, Drayage Truck Regulation, and Truck and Bus Regulation

Strategies:

- Incentives
- Public Information and Outreach
- Collaboration
- Rules and Regulations
- Enforcement

Goal(s):

- Engage in two incentive outreach events and provide semiannual updates to the CSC
- Provide semiannual updates on CARB’s rule development for truck regulations, and seek community input on progress
- Coordinate with CARB staff on using community priorities to focus future enforcement efforts
- Identify agencies with the jurisdiction to implement physical barriers to neighborhood truck traffic

<ul style="list-style-type: none"> • Provide quarterly or semiannual updates to the CSC • Achieve emission reductions through mobile source incentives and statewide mobile source regulation measures as specified in Chapter 5a 	
Estimated Timeline(s):	
<ul style="list-style-type: none"> • Beginning 2020, when incentive programs are available, begin engaging in incentive outreach events and collaborating with local businesses, agencies, and organizations to provide information about incentive programs, community ordinances, restricted truck routes, and trucking regulations • Continue to identify additional and new incentive funding opportunities to replace and accelerate the adoption of cleaner heavy-duty trucks • Continue to develop Facility Based Mobile Source Measures (see Chapters 5c – Ports and 5f – Railyards), including an ISR for warehouses • Beginning first quarter of 2020, work with the city or the county to evaluate potential designated truck routes and identify resources to enforce these routes and identify agencies to collaborate with on feasibility of physical barriers to mitigate neighborhood truck traffic • Beginning 2020, when incentive programs are available target incentive funds for small businesses and independent owner/operator • CARB’s New Regulations phase-in: 2024-2030 	
Implementing Agency, Organization, Business or Other Entity:	
Name:	Responsibilities:
South Coast AQMD	<ul style="list-style-type: none"> • Collaborate with local businesses, agencies, and organizations and engage in targeted outreach for truck incentive programs, community ordinances, restricted truck routes, and trucking regulations • Identify other additional or new funding opportunities to accelerate the adoption of cleaner heavy-duty and drayage trucks • Support CARB on rule development for future truck amendments • Continue to develop Facility Based Mobile Source Measures • Work with the local city or county agencies to evaluate potential designated truck routes and identify resources to enforce these routes • Work with local agencies to provide data on locations within the community with high truck pollution impacts • Identify agencies with jurisdiction over physical barriers for truck traffic

	<ul style="list-style-type: none"> • Identify incentive funds for local small businesses and independent owner/operator and encourage the submission of applications • Provide updates to CSC, including truck incentive projects that have been submitted and are being considered for Community Air Protection Incentive funding • Provide training to community leaders or organizations that provide application assistance for incentive programs
CARB	<ul style="list-style-type: none"> • Continue rule development for amendments to truck regulations • Conduct enhanced roadside enforcement of existing Drayage Truck, TRU, and Truck and Bus regulations
Cities of Los Angeles, Long Beach, and Carson	<ul style="list-style-type: none"> • Collaborate with South Coast AQMD to evaluate potential designated truck routes and identify resources to enforce these routes
CSC members (including businesses, community organizations, and agencies)	<ul style="list-style-type: none"> • Work with South Coast AQMD to engage in outreach to truck owners and operators • Provide application assistance to potential applicants for incentive programs <ul style="list-style-type: none"> – Seek funding support to provide this service, (e.g., through CARB Community Air Grants)
Additional Information:	
<ul style="list-style-type: none"> • CARB Drayage Truck Regulation: https://www.arb.ca.gov/msprog/onroad/porttruck/porttruck.htm • CARB Truck and Bus Regulation: https://ww2.arb.ca.gov/our-work/programs/truck-and-bus-regulation • CARB Community Air Grants: https://ww2.arb.ca.gov/our-work/programs/community-air-protection-program/community-air-grants • City general plans: <ul style="list-style-type: none"> – City of Los Angeles (Wilmington) <ul style="list-style-type: none"> ▪ General Plan: http://planning.lacity.org/GP_elements.html ▪ Wilmington-Harbor City Community Plans Update: http://www.harborlaplans.org/wilmington-harbor-city1.html ▪ Transportation Element: https://planning.lacity.org/cwd/gnlpln/transelt/TE/T1Intro.htm – City of Carson General Plan: http://ci.carson.ca.us/communitydevelopment/generalplan.aspx 	

- City of Long Beach
 - General Plan Update:
<http://www.longbeach.gov/pages/city-news/long-beach-general-plan-update-is-here/>
 - Mobility Plan:
<http://www.lbds.info/civica/filebank/blobload.asp?BlobID=4112>

References

1. Southern California Association of Governments, Goods Movement Appendix, April 2016, http://scagrtpscscs.net/Documents/2016/final/f2016RTPSCS_GoodsMovement.pdf, Accessed May 1, 2019.
2. California Air Resources Board, Truck and Bus Regulation On-Road Heavy Duty Diesel Vehicles (In-Use) Regulation, <https://ww2.arb.ca.gov/our-work/programs/truck-and-bus-regulation>, Accessed June 3, 2019.
3. California Air Resources Board, CARB Airborne Toxic Control Measure to Limit Diesel-Fueled Commercial Motor Vehicle Idling, January 2005, <https://www.arb.ca.gov/msprog/truck-idling/truck-idling.htm>, Accessed April 10, 2019.
4. California Air Resources Board, Drayage Trucks at Seaports and Railyards, <https://www.arb.ca.gov/msprog/onroad/porttruck/porttruck.htm>, Accessed April 9, 2019.
5. California Air Resources Board, Truck and Bus Regulation Compliance Requirement Overview, <https://www.arb.ca.gov/msprog/onrdiesel/documents/FSRegSum.pdf>, Accessed June 3, 2019.
6. California Air Resources Board, Idling Programs: Commercial Vehicle Idling, May 2019, <https://www.arb.ca.gov/enf/diesel.htm#cmvidling>, Accessed June 13, 2019.
7. California Air Resources Board, Options for Cities to Mitigate HDV Idling, https://www.arb.ca.gov/enf/arb_options_cities_mitigate_idling.pdf, Accessed June 3, 2019.
8. California Air Resources Board, Transport Refrigeration Units, <https://ww2.arb.ca.gov/our-work/programs/transport-refrigeration-unit>, Accessed June 13, 2019.
9. California Air Resources Board, New Transport Refrigeration Unit Regulation in Development, <https://ww2.arb.ca.gov/our-work/programs/transport-refrigeration-unit/new-transport-refrigeration-unit-regulation>, Accessed June 25, 2019.

10. California Air Resources Board, Transport Refrigeration Unit ATCM - Advisories, <https://www.arb.ca.gov/diesel/tru/advisories.htm>, Accessed June 13, 2019.
11. California Air Resources Board, Third Party Agreement Forms, https://ww3.arb.ca.gov/diesel/tru/tru_forms.htm, Accessed June 13, 2019.
12. San Pedro Bay Ports Clean Air Action Plan, Clean Trucks Program, November 2017, <http://www.cleanairactionplan.org/documents/clean-trucks-program-tariff-change-fact-sheet-sept-2018.pdf/>, Accessed June 7, 2019.
13. U.S. EPA, Cleaner Trucks Initiative, <https://www.epa.gov/regulations-emissions-vehicles-and-engines/cleaner-trucks-initiative>, Accessed June 13, 2019.
14. California Air Resources Board, Advanced Clean Trucks, <https://ww2.arb.ca.gov/our-work/programs/advanced-clean-trucks/resources>, Accessed June 13, 2019.
15. California Air Resources Board, Zero-Emission Vehicle Fleet, <https://ww2.arb.ca.gov/our-work/programs/zero-emission-vehicle-fleet>, Accessed June 13, 2019.
16. California Air Resources Board, Heavy-Duty Low NOx, <https://www.arb.ca.gov/msprog/hdlownox/hdlownox.htm>, Accessed June 13, 2019.
17. South Coast AQMD, On-Road Vehicles, [http://www.aqmd.gov/home/programs/business/carl-moyer-memorial-air-quality-standards-attainment-\(carl-moyer\)-program/on-road-vehicles](http://www.aqmd.gov/home/programs/business/carl-moyer-memorial-air-quality-standards-attainment-(carl-moyer)-program/on-road-vehicles), Accessed June 3, 2019.
18. South Coast AQMD, Voucher Incentive Program, <http://www.aqmd.gov/home/programs/business/business-detail?title=voucher-incentive-program&parent=vehicle-engine-upgrades>, Accessed June 3, 2019.
19. South Coast AQMD, Carl Moyer Program, <http://www.aqmd.gov/home/programs/business/business-detail?title=heavy-duty-engines&parent=vehicle-engine-upgrades>, Accessed June 3, 2019.

CHAPTER 5E:

OIL DRILLING AND PRODUCTION

THIS PAGE IS INTENTIONALLY LEFT BLANK

Chapter 5e: Oil Drilling and Production

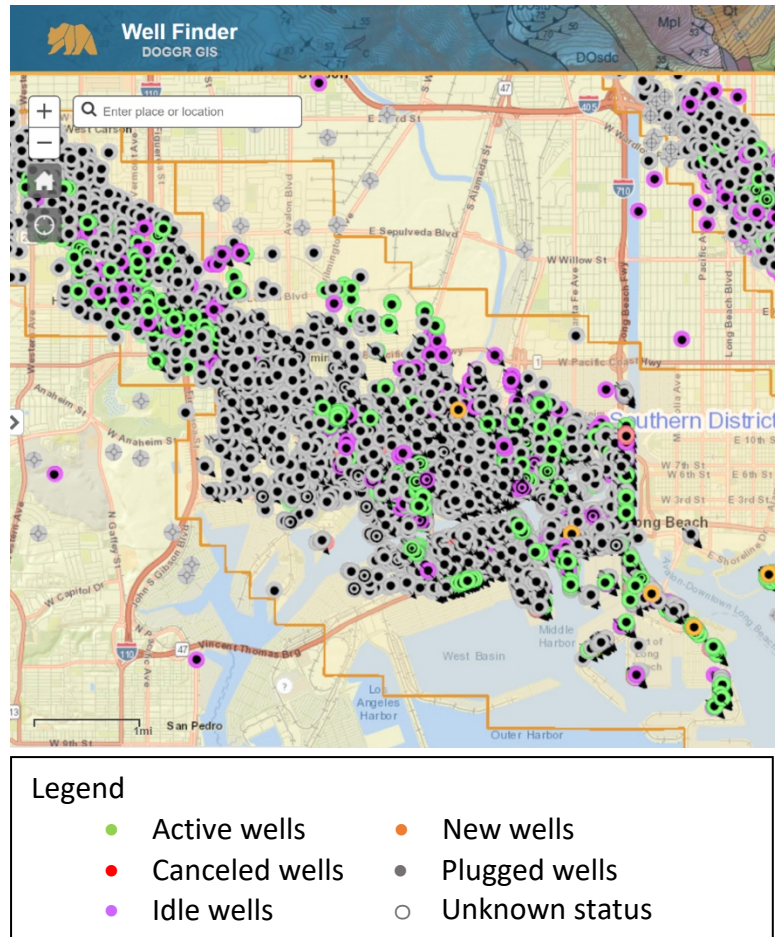
Background

The oil and gas industry has existed in Southern California for over a hundred years. This industry, which includes oil drilling and production, has hundreds of facilities that are subject to requirements set-forth by city agencies, local air districts (e.g., South Coast AQMD), and state agencies (e.g., CARB and the California Department of Conservation, through its Division of Oil, Gas, and Geothermal Resources (DOGGR)).

South Coast AQMD has specific regulations on oil wells, including the Rule 1148 series (1148¹, 1148.1², 1148.2³), and other rules that reduce emissions of volatile organic compounds (VOCs).^{4, 5} CARB recently adopted an Oil and Gas Regulation⁶ to reduce methane emissions from oil and gas production, processing, storage, and transmission compressor stations, which accounts for four percent of methane emissions in California.⁷

There are 242 facilities operating approximately 4,320 onshore oil and gas wells in the District.ⁱ Due to the geography of the region, these wells are often located in urban areas, and sometimes located within close proximity to residential and other sensitive receptors, as is the case within the Wilmington, Carson, West Long Beach community.

Figure 5e-1: Screen shot of DOGGR Well Finder GIS tool of the Wilmington, Carson, West Long Beach area



ⁱ Based on an evaluation of records associated with the South Coast AQMD's Rule 222 – Filing Requirements for Specific Emission Sources Not Requiring a Written Permit Pursuant to Regulation II filing requirements for the "Oil Production Well Group" category in 2015

DOGGR requires owners and operators of oil and gas facilities to report the status of their wells. The data are available through a database of active, idle, and abandoned wells throughout the state of California.⁸ Based on records from DOGGR's database (updated in 2015), there are approximately 6,100 oil, gas, and geothermal wells that are active or idle in the Los Angeles, Riverside, San Bernardino, and Orange County regions. DOGGR's program includes idle, abandoned, geothermal and water injection wells, which are not registered by South Coast AQMD.⁹ Active oil wells are the only ones actively withdrawing oil, and this process has the potential to develop leaks (fugitive emissions).

In 2015, South Coast AQMD staff conducted a five-week project to characterize and quantify emissions from small stationary sources, including oil wells, in the Los Angeles Basin using multiple Optical Remote Sensing (ORS) techniques. The findings from this study are available in the final report.¹⁰

Community Air Quality Priorities – Focused Air Measurements Monitoring and Inspections to Address Leaks and Odors, Improved Outreach and Notifications, Establish a Baseline of Emissions, Zero-Emission Technology On-Site

Four main air quality priorities related to oil drilling and production were identified by the Wilmington, Carson, West Long Beach Community Steering Committee (CSC): (1) focused near-facility air measurements and inspections to address leaks and odors from oil drilling and production; (2) improved public outreach and notifications; (3) additional requirements for oil production sites to submit annual reports to develop an accurate inventory of emissions and chemicals used; and (4) require zero-emission technology at drilling sites. Details for these actions are described below.

Many homes in this community are located close to oil and gas facilities, which may include drilling, production, and well sites. Residents have identified odors and leaks from operating and abandoned oil wells as concerns. The CSC requested increased air monitoring efforts pertaining to these wells and facilities, particularly when drilling activities are occurring. The CSC also requested that this information be made available to the public to establish a baseline for tracking emission reductions. Using air measurements to identify potential leaks, conducting follow-up investigations, and collaborating with other agencies would help reduce emissions from these facilities. Because VOCs are the main air pollutants from petroleum-based sources, VOC measurements would help to identify potential leaks. In addition, the drilling activities at these sites can generate fugitive dust, which could impact the nearby community. Air monitoring efforts led by community based organizations, that are complementary to South Coast AQMD efforts, can help provide real-time data on particulate matter levels in the community when drilling activity is occurring at a nearby facility.

CSC members stated that the current South Coast AQMD notifications for oil wells (Rule 1148.2³) could provide more useful information to the community. The CSC requested that the South

Coast AQMD program provide more efficient notifications with improved outreach to the public to explain the chemicals, toxicity, and health impacts related to oil drilling activities. The CSC requested that outreach materials include letters, flyers, lists, or infographics, since not all community members have access to computers.

CSC members requested a better inventory of emissions from this industry, beyond the current reporting requirements in South Coast AQMD Rule 1148.2. Members suggested requiring a chemical survey or annual reports on a facility's oil production, chemicals used, and emissions inventories to provide information that is relevant to community air pollution exposures.

CSC members recognized that these sites use diesel-powered equipment on-site, and would like to see electrification of this equipment and/or requirements for using cleaner fuels for on-site operations.

Ongoing Efforts

South Coast AQMD staff continue to conduct regular inspections and respond to complaints for oil drilling and production facilities. South Coast AQMD regulates oil and gas facilities through several Rule 1148 rules which pertain to oil wells (Rule 1148¹, Rule 1148.1², Rule 1148.2³), Rule 1173 (VOC leaks)⁴ and Rule 1176 (wastewater systems).⁵ There are over 30 facilities with multiple wells on site that are inspected annually under existing regulatory programs.

CARB is implementing the Study of Neighborhood Air near Petroleum Sources (SNAPS) program to better understand potential impacts of criteria pollutants and toxic air contaminants in neighborhoods near oil and gas activities. The program includes limited-term, intensive air quality measurements with a particular focus on production facilities.¹¹ Although the SNAPS program is not currently conducting monitoring in the Wilmington, Carson, West Long Beach community, the information from the SNAPS effort from other communities may be informative for this community.

Opportunities for Action

In addition to the ongoing efforts described in this chapter, the CSC identified specific actions to address community priorities related to addressing the committee's concerns at oil drilling and production sites. The actions are described below.

Action 1: Reduce Air Pollution Leaks from Oil Wells and Associated Activity at these Facilities

Course of Action:

- | |
|--------------------------------------------------------------------------------------------------------------------------------------------------------------------|
| <ul style="list-style-type: none">• Use data from South Coast AQMD and DOGGR to identify active, inactive, and abandoned oil wells in this community |
|--------------------------------------------------------------------------------------------------------------------------------------------------------------------|

<ul style="list-style-type: none"> • Work with the CSC to identify priority locations for air measurements, and aim to conduct air measurements at these locations during well workover events • Conduct mobile air measurements around active, idle, and abandoned oil drilling sites (or fenceline and more traditional air monitoring activities, if necessary) to identify potential leaks • Make air measurement data from these actions available online in a user-friendly format on the South Coast AQMD website (www.aqmd.gov) • Share air measurement data with partner agencies to help inform their efforts • If persistent elevated levels are detected at locations through air measurement activities, conduct follow-up investigations at those locations using appropriate field measurement equipment <ul style="list-style-type: none"> – Air measurements of active and abandoned oil wells will be prioritized based on proximity to sensitive receptors, repeat violations, or complaints received – If elevated levels are found around abandoned wells, make a referral to DOGGR • Respond to odor complaints and update complainants on an expedited basis • Provide CSC with periodic summaries of findings, such as whether odors were confirmed and traced back to a specific site/source, and any enforcement actions takenⁱⁱ
<p>Strategies:</p> <ul style="list-style-type: none"> • Air Monitoring • Enforcement • Collaboration
<p>Goal(s):</p> <ul style="list-style-type: none"> • Conduct screening measurements around all accessible active, idle, and abandoned oil wells to identify leaking wells • Identify the highest priority locations in the community for air measurements during a well workover event • Conduct follow-up inspections if air measurements indicate persistent elevated levels, and take enforcement action where appropriate • Make air measurement data available publicly • Provide quarterly or semiannual updates to the CSC on progress and findings
<p>Estimated Timeline(s):</p> <ul style="list-style-type: none"> • Fourth quarter of 2019, begin to use data from DOGGR to identify the active, idle, and abandoned wells in this community • First quarter of 2020, work with CSC to identify the top priority oil drilling and production locations in this community

ⁱⁱ Specific or detailed information from ongoing enforcement investigations will not be able to be shared until Notices of Violation, if any, are settled or closed

<ul style="list-style-type: none"> • Second quarter of 2020, begin mobile air measurements around the oil drilling and production locations, prioritizing the locations identified by the CSC. Post data on a dedicated webpage on the South Coast AQMD website within 30 days • Third quarter of 2020, begin providing CSC members quarterly or semiannual updates on efforts for air measurements and inspection or complaint investigations on fugitive emissions and odors from oil drilling and production sites 	
Implementing Agency, Organization, Business or Other Entity:	
Name:	Responsibilities:
South Coast AQMD	<ul style="list-style-type: none"> • Collaborate with DOGGR to identify active, inactive, and abandoned oil wells in the community • Work with the CSC to identify priority locations for air measurements • Conduct mobile air measurements around active, idle, and abandoned oil drilling sites to identify potential leaks, and screen for elevated ambient air levels in nearby communities • Perform inspections, and respond to complaints • Provide air measurement data to CSC and partner agencies and make air measurement data from these actions available online • Make a referral to DOGGR, if elevated levels are found around abandoned wells • Provide periodic air measurement and enforcement updates to CSC
CSC Members	Prioritize oil drilling and production locations in the community that are the top concerns
City of Los Angeles	<ul style="list-style-type: none"> • Collaborate with South Coast AQMD to identify active, inactive, and abandoned oil wells in the community • May conduct follow-up inspections of oil drilling and production sites • Refer appropriate issues identified at these sites to South Coast AQMD
Division of Oil, Gas, and Geothermal Resources (DOGGR)	<ul style="list-style-type: none"> • Refer appropriate issues identified at these sites to South Coast AQMD • Follow up on referrals from other agencies to DOGGR
Community-Based Organizations	Conduct community air monitoring that is complementary to South Coast AQMD community monitoring efforts
Additional Information:	
DOGGR: https://www.conservation.ca.gov/dog/Pages/Index.aspx	

Action 2: Improved Public Information and Notifications on Activities at Oil Drilling and Production Sites

Course of Action:

- Develop fact sheets or info-graphics summarizing findings from air measurement data, complaint response, and inspections of oil drilling and production facilities in this community
- Work with local public health departments on health-related messaging on risks posed by these oil drilling and production facilities (e.g., water pollution, hazardous waste storage, etc.) and measures to reduce exposure to risks from oil drilling and production sites
- Work with local public health departments to distribute fact sheets or info-graphics to the community
- Review the Los Angeles County Department of Public Health’s finalized Community Health Improvement Plan (CHIP) and incorporate air quality related information to address or mitigate emissions from oil drilling and production sites
- Work with stakeholders to identify and implement key areas for improvement for the Rule 1148.2 information and notifications
- Provide community workshops and training on how to subscribe to and use notifications

Strategies:

- Public Information and Outreach
- Collaboration

Goal(s):

- Develop fact sheets and info-graphics that provide guidance on reducing exposure to oil drilling and production site activities, and summaries of the findings from air measurements and inspection activities
- Provide the CSC with semiannual updates regarding the South Coast AQMD’s role in the CHIP
- Improve Rule 1148.2 notifications based on stakeholder input, e.g., to include health-related messaging
- Hold two community workshops to provide training on how to use notification systems
- Provide quarterly or semiannual updates to the CSC on progress

Estimated Timeline(s):

- First quarter of 2020, begin working with stakeholders to identify improvements for Rule 1148.2 notifications
- Third quarter of 2020, begin working with local public health departments to develop fact sheets, info-graphics, and messaging for notifications

<ul style="list-style-type: none"> • When finalized, review the Los Angeles County Department of Public Health’s finalized CHIP and incorporate air quality related information to address or mitigate emissions from oil drilling and production sites • 2021, implement improvements to notifications and organize community workshops and training 	
Implementing Agency, Organization, Business or Other Entity:	
Name:	Responsibilities:
South Coast AQMD	<ul style="list-style-type: none"> • Work with Public Health Departments to develop outreach materials (e.g., fact sheets or info-graphics) and improvements to notifications for health-related messaging • Review the Los Angeles County Department of Public Health’s finalized CHIP and incorporate air quality related information to address or mitigate emissions from oil drilling and production sites • Work with stakeholders to improve notifications • Organize and host public workshops and training
Public Health Departments	<ul style="list-style-type: none"> • Collaborate with South Coast AQMD to develop outreach materials for communities to distribute at key locations, such as schools, civic and activity centers, and other locations to provide public information • Provide finalized CHIP (Los Angeles County Department of Public Health)
Additional Information:	
Requirements for Rule 1148.2 (Oil and Gas Notifications): http://www.aqmd.gov/docs/default-source/rule-book/reg-xi/rule-1148-2.pdf	

Action 3: Evaluate Feasibility to Amend Rule 1148 Series and Rule 1173 to Reduce Emissions and Require Additional Reporting

Course of Action:

- Utilize air measurement data from Community Air Monitoring Plan (CAMP) efforts and CARB’s Study of Neighborhood Air near Petroleum Sources (SNAPS) program to identify possible additional emissions reductions or areas where annual reporting would be beneficial for establishing a more accurate emissions inventory
- Evaluate additional methods and practices to further reduce leaks, and whether additional chemicals should be added to the required list for reporting

<ul style="list-style-type: none"> • Consider amendments to Rule 1148 series and Rule 1173 to reduce emissions and improve emissions reporting from oil drilling and production sites. Examples of considerations may include: <ul style="list-style-type: none"> – Additional provisions for new oil and gas wells located near sensitive land uses – Real-time fence-line air monitoring for certain air pollutants (e.g., VOCs, criteria pollutants and hazardous air pollutants) and meteorological stations to aid in community notifications – Vapor recovery systems – Leak detection technologies and programs – Lowering allowable emissions from on-site equipment (e.g., emission concentrations) – Improving emissions controls during well rework and maintenance activities – Lower-emission or zero-emission equipment for on-site operations (e.g., assess feasibility to require cleaner engines) – Annual reporting of emissions – Improving reporting of chemicals used on-site (e.g., combine event and chemical reporting information, correct Chemical Abstracts Service Registry Number, automate some data quality checks) – Conducting root-cause analysis and implementing odor minimization plans when odors are traced back to a facility 	
Strategies:	
<ul style="list-style-type: none"> • Rules and Regulations 	
Goal(s):	
<ul style="list-style-type: none"> • If a rule amendment is determined to be necessary and feasible, pursue rule development to reduce emissions from leaks and operations and enhance reporting requirements • Work with stakeholders to gather input on elements to incorporate in reporting • Provide quarterly or semiannual updates to the CSC on progress 	
Estimated Timeline(s):	
<ul style="list-style-type: none"> • Second half of 2020, initiate rule development activities and hold first working group meeting 	
Implementing Agency, Organization, Business or Other Entity:	
Name:	Responsibilities:
South Coast AQMD	<ul style="list-style-type: none"> • Evaluate the feasibility of amending rules to add requirements for reducing emissions, reporting emissions, and reporting chemicals used at oil drilling and production sites • Use air measurement data from CAMP and CARB’s SNAPS program to identify areas where annual reporting would be beneficial for establishing a more accurate emissions inventory

	<ul style="list-style-type: none"> Evaluate additional methods and practices to further reduce leaks and whether additional chemicals should be added to the required list for reporting
CSC Members	Participate in the South Coast AQMD rule development process (e.g., attending working group meetings, providing comments on draft rule materials, etc.)
Additional Information:	
<ul style="list-style-type: none"> Details about the requirements for the Rule 1148 Series (1148¹, 1148.1², 1148.2³) and Rule 1173⁴ are available on South Coast AQMD's website Community Air Monitoring Plan (CAMP): http://www.aqmd.gov/docs/default-source/ab-617-ab-134/camps/wcwlb_camp.pdf CARB SNAPS: https://ww2.arb.ca.gov/our-work/programs/study-neighborhood-air-near-petroleum-sources/about 	

References

- South Coast AQMD, Rule 1148 – Thermally Enhanced Oil Recovery Wells, <http://www.aqmd.gov/docs/default-source/rule-book/reg-xi/rule-1148.pdf>, Accessed April 2019.
- South Coast AQMD, Rule 1148.1 – Oil and Gas Production Wells, <http://www.aqmd.gov/docs/default-source/rule-book/reg-xi/rule-1148-1.pdf>, Accessed April 2019.
- South Coast AQMD, Rule 1148.2 - Notification and Reporting Requirements for Oil and Gas Wells and Chemical Suppliers, <http://www.aqmd.gov/docs/default-source/rule-book/reg-xi/rule-1148-2.pdf>, Accessed April 2019.
- South Coast AQMD, Rule 1173 - Control of Volatile Organic Compound Leaks and Releases from Components at Petroleum Facilities and Chemical Plants, <http://www.aqmd.gov/docs/default-source/rule-book/reg-xi/rule-1173.pdf>, Accessed April 2019.
- South Coast AQMD, Rule 1176 – VOC Emissions from Wastewater Systems, <http://www.aqmd.gov/docs/default-source/rule-book/reg-xi/rule-1176.pdf>, Accessed June 2019.
- CARB, Oil and Gas Regulation, <https://www.arb.ca.gov/regact/2016/oilandgas2016/oilandgas2016.htm>, Accessed April 2019.

7. CARB, Oil and Natural Gas Production, Processing, and Storage, <https://ww2.arb.ca.gov/our-work/programs/oil-and-natural-gas-production-processing-and-storage/about>, Accessed April 2019.
8. Division of Oil Gas and Geothermal Resources, Well Finder, <https://www.conservation.ca.gov/dog/Pages/WellFinder.aspx>, Accessed April 2019.
9. South Coast AQMD, Amend Rule 1148.2 - Notification and Reporting Requirements for Oil and Gas Wells and Chemical Suppliers (Staff Report), <http://www.aqmd.gov/docs/default-source/Agendas/Governing-Board/2015/2015-sep4-038.pdf>, Accessed April 2019.
10. South Coast AQMD, Project #2 Quantification of Gaseous Emissions from Gas Stations, Oil Wells, and Other Small Point Sources, <http://www.aqmd.gov/fenceline-monitoring/project-2>, Accessed April 2019.
11. CARB, Study of Neighborhood Air near Petroleum Sources, <https://ww2.arb.ca.gov/our-work/programs/study-neighborhood-air-near-petroleum-sources/about>, Accessed April 2019.

CHAPTER 5F:

RAILYARDS

THIS PAGE IS INTENTIONALLY LEFT BLANK

Chapter 5f: Railyards (On-site Emissions)

Background

Railyards are used to store, sort, or load and unload railroad cars. Common loads include containers (stacked or on trailers), tankers with chemical or petroleum products, and bulk products such as construction materials or grain. Containers can be transported to and from marine terminals for import and export, or to and from warehouses for storage and sorting before reaching their final destination. Regional rail container volumes are projected to increase between 2012-2040 in response to growing international trade.¹

BNSF Railway Company (BNSF) and Union Pacific (UP) Railroad Company, operate many railyards² throughout California. Two are located next to residential areas within the Wilmington, Carson, West Long Beach community, including BNSF Watson and UP Intermodal Container Transfer Facility (ICTF)/Dolores (Figures Figure 5f-1 and 5f-2). Several other on-dock railyards operate at the ports of Los Angeles and Long Beach at various marine terminals.^{i,3}

Figure 5f-1: Union Pacific Intermodal Container Transfer Facility (ICTF)/Dolores



Community Air Quality Priority – Emissions from Railyards

Air pollution is generated by equipment and vehicles that are used for railyard operations. These vehicles and equipment move containers and railcars around the railyard to load, unload, and transport goods in and out of the railyard. Emissions can also be generated during maintenance activities (e.g., load testing of locomotives). Examples of equipment that is used for railyard operations include:

- Locomotives (including ‘switchers’ that build and deconstruct trains, often within railyards, and larger ‘line-haul’ locomotives that pull trains hundreds of miles between railyards)

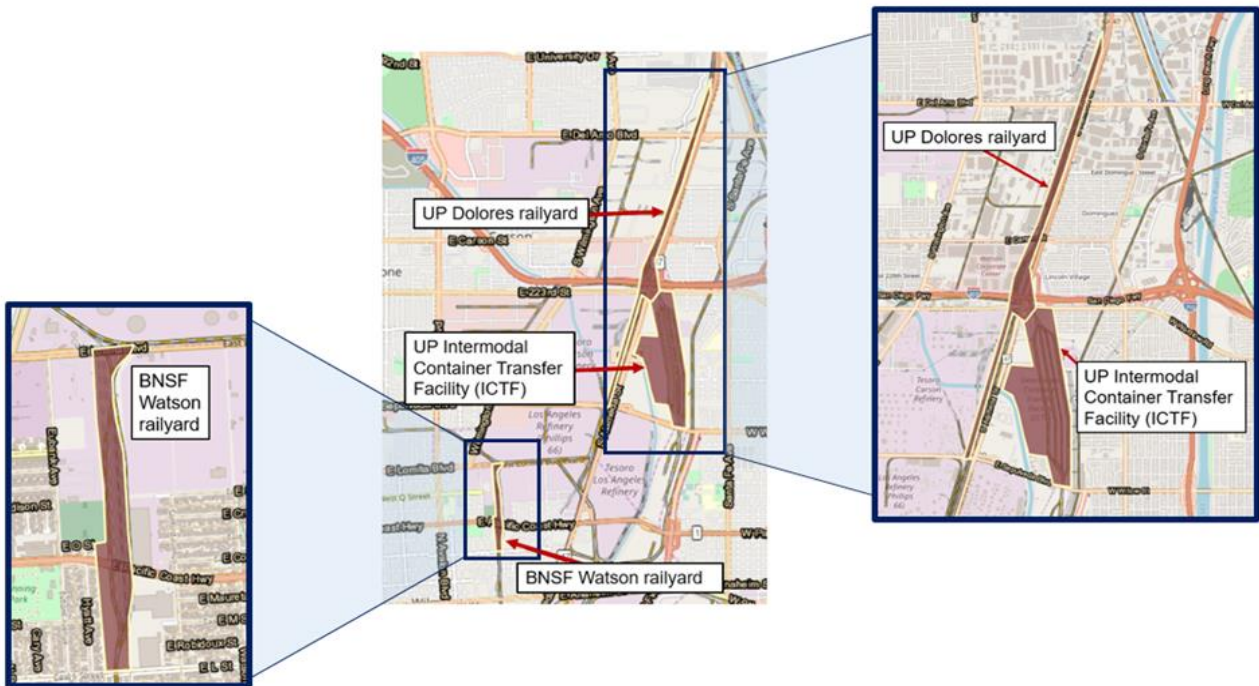
ⁱ Port of Los Angeles railyards are located at Berth 200, Pier 300, Pier 400, TraPac, West Basin Container Terminal, and Everport/Yusen terminals (TICTF) (<https://www.portoflosangeles.org/business/supply-chain/rail>).

Port of Long Beach railyards are located at Pier A, Pier B, Pier E/Middle Harbor, Pier G, Pier J, and Pier T. (<http://www.polb.com/civica/filebank/blobdload.asp?BlobID=13281>). These railyards are addressed as part of the Ports actions.

- Drayage trucks (i.e., on-road tractors that pull trailers loaded with containers, often from the ports)
- Cargo handling equipment (e.g., gantry cranes, top picks, and off-road yard trucks)
- Transportation Refrigeration Units (e.g., truck refrigeration units and refrigerated railcars)
- Miscellaneous (e.g., fuel trucks)

The Community Steering Committee (CSC) prioritized air pollution from railyards within the community based on concerns about diesel particulate emissions from trains and other diesel equipment at the BNSF Watsonⁱⁱ and UP ICTF/Dolores railyards. Potential opportunities to reduce emissions from diesel equipment used at railyards include replacing older equipment with newer less polluting equipment (e.g., replacing diesel-fueled yard trucks with electric yard trucks), and ensuring that the replacement or repower of equipment is based on the cleanest technology available.

Figure 5f-2: Two off-port railyards within the Wilmington, Carson, West Long Beach



Ongoing Efforts

A short summary is provided below of the key regulations and programs that are in place or are being developed at the national, state, and local level to address emissions from railyards.

Federal Actions

ⁱⁱ The BNSF Watson yard does not have drayage trucks, cranes, top picks, or off-road yard trucks.

Railroad operations are regulated at the federal level primarily by the Federal Railroad Administration and the Surface Transportation Board, while locomotive emissions are regulated by the U.S. EPA. These agencies' regulatory authority preempt certain federal, state, and local regulatory authorities. However, U.S. EPA has used its authority under the Clean Air Act to require new diesel locomotives to be built to meet the cleanest emission standard (also known as Tier 4).⁴ This requirement also applies to certain locomotives that are remanufactured.ⁱⁱⁱ These regulations require the installation of devices that reduce idling on newly manufactured^{iv,5} and remanufactured locomotives.⁶ These regulations do not require railroads to reduce their usage of older, higher-emitting locomotives. Locomotives must meet federal emissions standards when they are remanufactured, and may become cleaner at that time. In 2017, CARB also petitioned U.S. EPA to develop a new regulation requiring engine manufacturers to meet a cleaner Tier 5 emission standard for new engines.

In 2017, CARB petitioned the U.S. EPA to update emission standards for new and remanufactured locomotives, establishing a cleaner Tier 5 standard for new engines.^{7,v} The petition asked that the new emission standards go into effect in 2023 for remanufactured locomotives, and 2025 for new locomotives. South Coast AQMD supported the petition by sending a letter of support. The U.S. EPA acknowledged the receipt of the petition, but has not provided any update or plans for further action. Because locomotive engines can last over 30 years, locomotive fleet turnover is slow, so even if the U.S. EPA were to develop a Tier 5 emission standard, it would not result in immediate emission reductions.

State Actions (CARB)

CARB has two agreements^{8,9} with BNSF and UP to reduce locomotive emissions in and around railyards. An agreement in 1998 required BNSF and UP to meet a fleet average of Tier 2 for their locomotive engines operated in the South Coast Air Basin every year between 2010 and 2030. Both railroads have met this commitment every year. The second agreement in 2005 focused on railyards and required: implementation of an idling-reduction program, maximizing the use of ultra-low sulfur diesel fuel, preparation of health risk assessments, evaluation of measures to further reduce diesel particulate emissions, and an assessment of remote sensing technology to identify high-emitting locomotives. Both railroads have met the requirements from the 1998 and 2005 agreements. CARB has discussed the potential for two new regulations that would reduce emissions from locomotives, including regulation to reduce idling activity and a regulation to address non-preempted locomotive use in the state through retrofit, replacement and other actions. Also, CARB staff plans to develop amendments to the Cargo Handling Equipment

ⁱⁱⁱ Remanufacturing can include activities like replacing an old engine in a locomotive with a new engine. The useful life of a locomotive is typically at least ten years.

^{iv} The U.S. EPA defines newly manufactured as freshly manufactured.

^v Even if the U.S. EPA were to update the emission standards in response to the petition, the new standards would only apply to new and remanufactured locomotive engines. Given the slow turnover of the railroads' fleet, emissions reductions would not be immediate.

Regulation, Transportation Refrigeration Unit Regulation, and its Drayage Truck Regulation to begin the transition to zero-emission technology starting in 2026.¹⁰

South Coast AQMD

South Coast AQMD previously adopted rules¹¹ that would have required railroads to reduce idling, conduct recordkeeping, and prepare emissions inventories and health risk assessments for railyards. However, the railroads sued South Coast AQMD, and the courts determined that the rules cannot currently be enforced as they are preempted by federal law. South Coast AQMD is evaluating potential strategies to reduce emissions from railyards, including developing a potential regulation affecting railyards called an Indirect Source Rule (ISR), and/or other potential partnering strategies that could reduce emissions.¹² This ISR was initially intended to address regional air pollution, in particular through reducing NOx emissions. The CSC has made it clear that an ISR must also focus on reducing localized impacts from railyards. The railroads have participated in workshops related to Facility Based Mobile Source Measures (FBMSM) and will continue to work with South Coast AQMD staff and the community.

South Coast AQMD also funds projects to help develop technology that can lower emissions from locomotives (e.g., natural gas hybrid, battery electric, and fuel cell). These projects are in the design and demonstration phase and not yet commercially available. Additionally, the South Coast AQMD provides incentives for rail operators that purchase technologies for locomotives¹³ and cargo handling equipment¹⁴ that is cleaner than required.

Opportunities for Action

The South Coast AQMD continues to seek opportunities to reduce air pollution from railyards. The actions below have been identified by the CSC to reduce emissions from railyards.

Action 1: Reduce Emissions from Railyards
Course of Action:
<ul style="list-style-type: none"> • Pursue strategies to reduce air pollution from railyards through the development of Indirect Source Rule (ISR) requirements, including reducing localized emissions and exposures • Work with CARB on the development of new requirements to reduce air pollution from railyards • Work with local utilities and state agencies (e.g., California Energy Commission and the Public Utilities Commission) to encourage the installation of infrastructure needed to fuel/charge zero-emissions vehicles and equipment • Continue to support CARB’s petition^{vi} to the U.S. EPA for new national locomotive emission standards for near-zero and zero-emission locomotives

^{vi} CARB Locomotive Petition to U.S. EPA (April 2017): <https://ww2.arb.ca.gov/resources/documents/carb-petitions-us-epa-strengthen-locomotive-emission-standards>.

<ul style="list-style-type: none"> • Work with railyards in the Wilmington, Carson, West Long Beach community to replace diesel fueled equipment with cleaner technologies^{vii} • Use emissions inventory and air monitoring information to identify opportunities for emission reductions
<p>Strategies:</p> <ul style="list-style-type: none"> • Rules and Regulations • Incentives • Collaboration • Air Monitoring
<p>Goal(s):</p> <ul style="list-style-type: none"> • Provide semiannual updates on new requirements being developed by CARB and South Coast AQMD to the CSC • Prioritize reducing air pollution from railyards located in environmental justice communities, such as, Wilmington, Carson, West Long Beach • Replace diesel equipment at railyards through incentive funding programs • Achieve emission reductions through mobile source incentives and statewide mobile source regulation measures as specified in Chapter 5a
<p>Estimated Timeline(s):</p> <ul style="list-style-type: none"> • In 2020, South Coast AQMD to consider new ISR on railyards • Between 2020 and 2022, CARB to consider new regulations and/or other measures: <ul style="list-style-type: none"> – Between 2020 and 2022, for locomotives – By 2022, CARB to consider amending its regulations for zero-emission drayage trucks and cargo handling equipment – By 2020, CARB to consider amending its regulation for zero-emission transport refrigeration units (TRUs) • 2020, begin working with local utilities and state agencies (e.g., California Energy Commission and the Public Utilities Commission) to encourage the installation of infrastructure needed to fuel/charge zero-emissions vehicles and equipment • Continue to support CARB’s petition to the U.S. EPA for new national locomotive standards • Second quarter 2020, South Coast AQMD will provide incentive information to railyards to work towards replacing diesel-fueled equipment with cleaner technologies at railyards located in the Wilmington, Carson, West Long Beach community • When available, use emissions inventory and air monitoring information to identify opportunities for emission reductions

^{vii} A variety of technology assessments have been conducted to assist in this effort. Examples include: <https://ww2.arb.ca.gov/resources/documents/technology-and-fuels-assessments> and <http://www.cleanairactionplan.org/documents/draft-2018-feasibility-assessment-for-cargo-handling-equipment.pdf>

Implementing Agency, Organization, Business or Other Entity:	
Name:	Responsibilities:
South Coast AQMD	<ul style="list-style-type: none"> • Pursue indirect source requirements for railyards, and improve community access to rule development process by holding a working group meeting in this community • Work with CARB on the development of new requirements to reduce air pollution from railyards • Work with local utilities and state agencies to encourage the installation of infrastructure needed to fuel/charge zero-emissions vehicles and equipment • Continue to support CARB’s petition to the U.S. EPA for new national locomotive emission standards • Allocate incentive funding to replace on-site diesel equipment with zero-emission technologies • Use emissions inventory and air monitoring information to identify opportunities for emission reductions • Provide the CSC with updates on the development of indirect source requirements for railyards
CSC Members	Participate in CARB and South Coast AQMD rulemaking process (e.g., attending working group meetings, providing comments on draft rule materials, etc.) for regulations affecting railyards
CARB	<ul style="list-style-type: none"> • Pursue regulations to achieve additional emission reductions at railyards • Prioritize enforcement and seek new financial incentives for railyards
BNSF Watson and UP Intermodal Container Transfer Facility (ICTF)/Dolores	Participate in the CARB and South Coast AQMD rulemaking process
Additional Information:	
<ul style="list-style-type: none"> • Carl Moyer Program: http://www.aqmd.gov/home/programs/business/business-detail?title=heavy-duty-engines&parent=vehicle-engine-upgrades • CARB’s proposed regulations to reduce emissions from locomotives: https://ww2.arb.ca.gov/resources/documents/evaluation-and-potential-development-regulations-reduce-emissions-locomotives 	

- CARB's actions to minimize community health impacts from freight and estimated timelines: <https://www.arb.ca.gov/board/books/2019/032119/19-3-2pres.pdf>
- CARB's Locomotive Petition to U.S. EPA: <https://ww2.arb.ca.gov/resources/documents/carb-petitions-us-epa-strengthen-locomotive-emission-standards>

References

1. Southern California Association of Governments, 2016 RTP, Goods Movement Appendix, April 2016, http://scagrtpscscs.net/Documents/2016/final/f2016RTPSCS_GoodsMovement.pdf, Accessed June 2019.
2. California Air Resources Board, Railyard Maps, March 2013, <https://www.arb.ca.gov/railyard/community/map.htm>, Accessed May 1, 2019.
3. Caltrans GIS Data, May 20 2019, <http://www.dot.ca.gov/hq/tsip/gis/datalibrary/>, Accessed June 3, 2019.
4. U.S. EPA, Regulations for Emissions from Locomotives, <https://www.epa.gov/regulations-emissions-vehicles-and-engines/regulations-emissions-locomotives>, Accessed May 1, 2019.
5. U.S. EPA, Locomotive Emission Standards Regulatory Support Document, April 1998, <https://nepis.epa.gov/Exe/ZyPDF.cgi/P100F9QT.PDF?Dockey=P100F9QT.PDF>, Accessed July 24, 2019.
6. U.S. EPA, Diesel Fuel Standards and Rulemakings, <https://www.epa.gov/diesel-fuel-standards/diesel-fuel-standards-and-rulemakings#nonroad-diesel>, Accessed May 1, 2019.
7. California Air Resources Board, CARB Locomotive Petition to U.S. EPA, April 2017, <https://ww2.arb.ca.gov/resources/documents/carb-petitions-us-epa-strengthen-locomotive-emission-standards>, Accessed June 5, 2019.
8. California Air Resources Board, 1998 Tier 2 Fleet Average in the South Coast Air Basin Agreement: <https://www.arb.ca.gov/railyard/1998agree/1998agree.htm>, Accessed July 12, 2019.
9. California Air Resources Board, 2005 Statewide Rail Yard Agreement, <https://www.arb.ca.gov/railyard/2005agreement/2005agreement.htm>, Accessed July 12, 2019.

10. California Air Resources Board, <https://www.arb.ca.gov/gmp/sfti/sfti.htm>, Accessed June 5, 2019.
11. South Coast AQMD, Regulation XXXV, <http://www.aqmd.gov/home/rules-compliance/rules/scaqmd-rule-book/regulation-xxxv>, Accessed July 12, 2019.
12. South Coast AQMD, Railyards & Intermodal Facilities Working Group, <http://www.aqmd.gov/home/air-quality/clean-air-plans/air-quality-mgt-plan/facility-based-mobile-source-measures/rail-fac-wkng-grp>, Accessed May 1, 2019.
13. South Coast AQMD, Locomotives, [http://www.aqmd.gov/home/programs/business/carl-moyer-memorial-air-quality-standards-attainment-\(carl-moyer\)-program/locomotives](http://www.aqmd.gov/home/programs/business/carl-moyer-memorial-air-quality-standards-attainment-(carl-moyer)-program/locomotives), Accessed May 31, 2019.
14. South Coast AQMD, Off-Road Compression-Ignition Equipment – Cargo Handling Equipment (CHE), [http://www.aqmd.gov/home/programs/business/carl-moyer-memorial-air-quality-standards-attainment-\(carl-moyer\)-program/che-off-road-compression-ignition-equipment](http://www.aqmd.gov/home/programs/business/carl-moyer-memorial-air-quality-standards-attainment-(carl-moyer)-program/che-off-road-compression-ignition-equipment), Accessed May 31, 2019.

CHAPTER 5G:

SCHOOLS, CHILDCARE CENTERS, AND HOMES

THIS PAGE IS INTENTIONALLY LEFT BLANK

Chapter 5g: Schools, Childcare Centers, and Homes – Exposure Reduction

Background

The Wilmington, Carson, West Long Beach community identified children’s exposure to harmful air pollutants while at school and childcare centers as a priority. A major pollutant of concern in this community is diesel particulate matter (DPM), which can cause health problems. Many environmental justice communities experience a disproportionately high level of exposure to these pollutants, especially when there are schools, homes, and other locations where people spend a lot of time (e.g., parks) that are close to air pollution sources. Children, seniors, and people with certain medical conditions are especially sensitive to the impacts of air pollution. Steps such as installing high performance air filtration systems inside school buildings and notifying the public when air quality is unhealthy can reduce a child’s exposure to harmful air pollutants.

Community Air Quality Priorities – Reducing Exposures at Schools, Childcare Centers, Homes, or Where Sensitive Populations Spend Time

Community Steering Committee (CSC) members identified hospitals, senior centers, and schools as places where the South Coast AQMD should focus on reducing exposure to harmful air pollutants. The CSC provided examples, such as the idling of diesel trucks and locomotives near schools or parks that provide exposure to harmful air pollutants found in diesel exhaust. The CSC members also shared instances where students and other sensitive populations near sources of air pollution experienced health problems.

To address community concerns about the health impacts of air pollution, the CSC members prioritized community outreach and engagement as a way to reduce exposure to harmful air pollutants. This includes providing information to schools, childcare centers, and when outdoor air pollution levels are unhealthy, and suggest steps that can be taken to reduce exposure when air quality is unhealthy. Other input received includes increasing the amount of green space, such as planting trees around the community.

The CSC also identified school and residential air filtration as another effective way to reduce exposure to air pollution, particularly for residents who live in areas close to major sources of diesel emissions. The South Coast AQMD does not currently have a program to provide residential filtration systemsⁱ; however, the agency will work with its partners to identify opportunities for residential filtration systems and share this information with the CSC.

ⁱ The South Coast AQMD will work with CARB’s Indoor Air Quality program and its contractor to identify effectiveness and opportunities for residential filtration and share this information with the CSC.

Ongoing Efforts

School Air Filtration

The installation of air filtration systems in schools can reduce exposure to air pollution inside school buildings. There are certain types of air filtration systems (high efficiency air filters) that are effective in filtering very small particles like those from diesel engines. These small particles can be inhaled deep into the lungs and cause health problems. These filtration systems may be beneficial to schools located near freeways, truck routes, ports, rail yards, and other sources¹ of diesel emissions.

South Coast AQMD has administered the installation of air filtration systems at schools in the Los Angeles Unified School District since 2006. To date, these systems have been installed at 24 schools within the Wilmington, Carson, West Long Beach community. Figure 5g-1 and Table 5g-1 summarizes the location and list of schools that have air filtration systems installed within this community. The map and table show only schools that have had air filtration systems installed through funds administered by the South Coast AQMD. Other school districts may have installed high efficiency air filtration systems through other funding sources. For example, Long Beach Unified School District received funding from the Port of Long Beach to install stand-alone air filtration systems. Table 5g-2 lists the schools in West Long Beach that have had air filtration systems installed through funding from the Port of Long Beach.

Environmental Justice Community Partnership (EJCP)² Clean Air Ranger Education (CARE)³

The EJCP is designed to build relationships with community members and organizations to achieve clean air and healthy, sustainable communities. The Clean Air Ranger Education (CARE) Pilot Program is a program designed for elementary school education and includes topics on air pollution and health, air quality flags, and zero-emissions equipment demonstrations.

Why Air Quality Matters (WHAM) High School Education Program

The South Coast AQMD is implementing Why Air Quality Matters (WHAM), a Science, Technology, Engineering and Math (STEM) and experiential learning based curriculum, in high schools located within environmental justice communities. WHAM will increase teacher and student awareness on air quality issues in their communities and beyond through activities and experiments, including measuring particulate matter using low-cost, hand-held sensors.

Figure 5g-1: Map of schools in Wilmington, Carson, West Long Beach with air filtration systems installed through funds administered by the South Coast AQMD

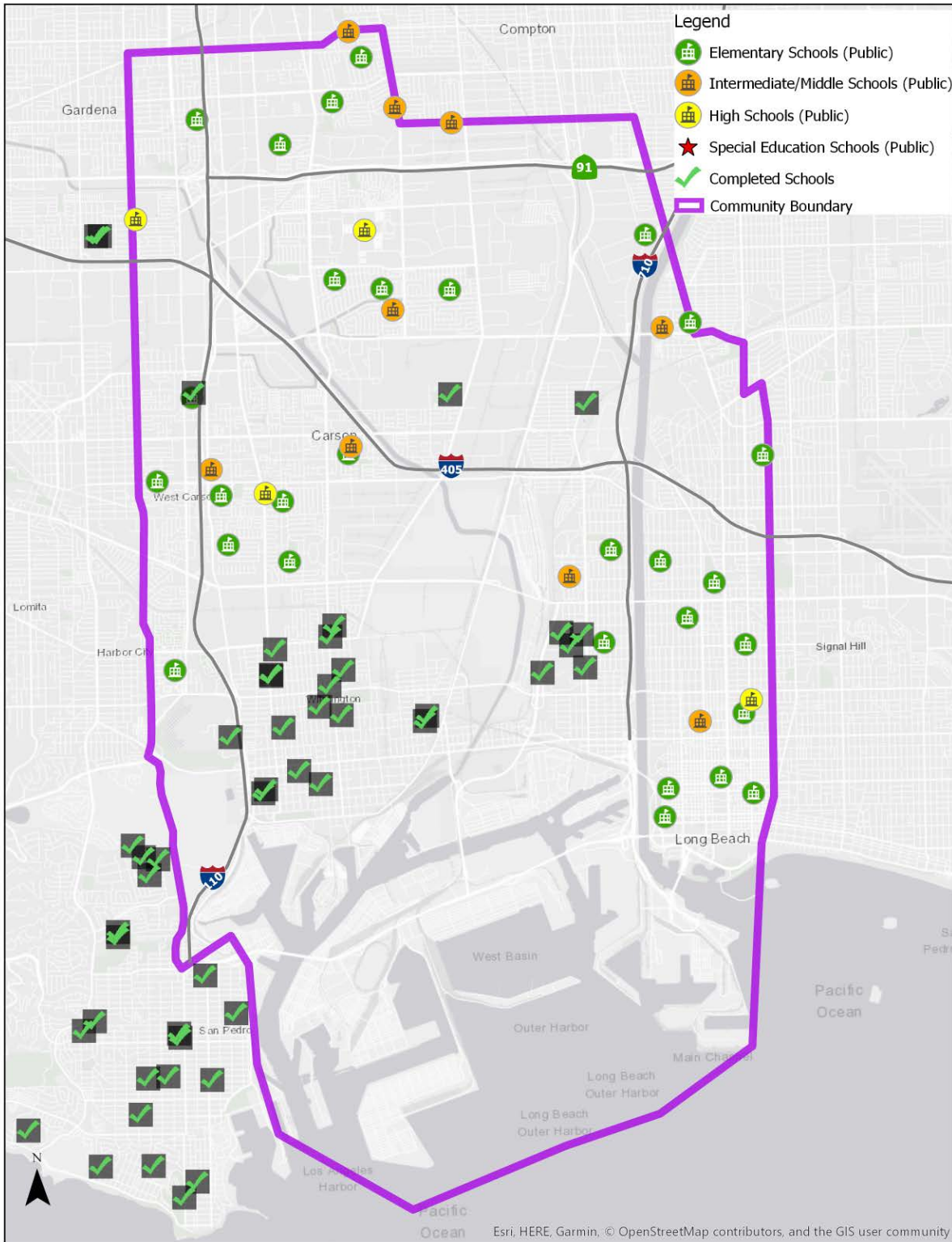


Table 5g-1: List of schools in Wilmington, Carson, West Long Beach with air filtration systems installed through funds administered by the South Coast AQMD

Name of School	
Avalon High School	Hawaiian Ave Early Education Center
Bethune Elementary School	Hawaiian Ave Elementary School
Broad Ave Elementary School	Hudson Elementary School
Cabrillo High School	Pacific Harbor Christian School K-12
Del Amo Elementary School	Phineas Banning High School
Dominguez Elementary School	Reid High School
Fries Ave Elementary School	Saints Peter and Paul K-8
George De La Torre Elementary School	Saint Lucy K-8
Gulf Ave Elementary School	Wilmington Christian School K-8
Happy Harbor Preschool	Wilmington Middle School
Harbor Teacher Preparatory High School	Wilmington Park Early Education Center
Harry Bridges Span K-8	Wilmington Park Elementary School

Table 5g-2: List of schools in West Long Beach with stand-alone air filtration systems installed through funding from the Port of Long Beach

Name of School	
Birney Elementary School	Los Cerritos Elementary School
Edison Elementary School	Muir K-8
Garfield Elementary School	Robinson K-8
George Washington Middle School	Stephens Middle School
Lafayette Elementary School	Webster Elementary School

Opportunities for Action

In addition to filtration systems at schools, the CSC prioritized education and outreach as a way to reduce exposure to harmful air pollutants. Strategies to reduce the exposure to these pollutants are described below.

Action 1: Reduce Exposure to Harmful Air Pollutants through Public Outreach to Schools and Childcare Centers	
Course of Action:	<ul style="list-style-type: none"> • Provide air quality related programs to schools, including the Environmental Justice Community Partnership (EJCP) Clean Air Ranger Education (CARE) program and Why Air Quality Matters (WHAM) program • Partner with local school districts to provide information on programs such as Safe Routes to School or ridesharing • Partner with community-based organizations such to share information or engage in outreach to schools for asthma related programs • If funding sources and partnering agencies are identified, work with appropriate agencies to implement direct public health interventions (e.g., asthma management programs) • Partner with the Los Angeles County and City of Long Beach Departments of Public Health on providing information on how to receive air quality advisories, and how to reduce exposure to air pollution, particularly for sensitive populations. Work with the school districts to provide this information to local schools and childcare centers
Strategies:	<ul style="list-style-type: none"> • Public Information and Outreach • Collaboration
Goal(s):	<ul style="list-style-type: none"> • Engage in two public outreach events (e.g., health fairs, Earth week event) at schools or childcare centers on information relating to air quality and reducing exposure • Provide information relating to air quality effects on young children and reducing exposure to facilities where children are located (e.g., schools, childcare centers, etc.) Outreach will be prioritized based on CSC input during the implementation period of this CERP • Implement EJCP CARE program and WHAM program in at least two schools, with the possibility of continuing for up to three yearsⁱⁱ • Collaborate with community-based organizations to engage in outreach meetings • Encourage school districts to reduce the number of vehicle miles traveled and/or participate in programs such as Safe Routes to Schools

ⁱⁱ Number of schools and duration of program is contingent upon renewing funding source for subsequent years.

Estimated Timeline(s):	
<ul style="list-style-type: none"> • Early 2020, begin outreach efforts with school districts to provide air quality related programs to schools • Early 2020, begin outreach efforts with school districts to provide information on programs, such as, Safe Routes to School or ridesharing • Early 2020, begin outreach efforts with community-based organizations • Fourth quarter of 2019, begin working with health departments on developing outreach materials • Continue to identify funding sources or partnering agencies to work on direct public health interventions 	
Implementing Agency, Organization, Business or Other Entity:	
Name:	Responsibility:
South Coast AQMD	<ul style="list-style-type: none"> • Implement the EJCP CARE program and WHAM program to schools • Partner with local school districts to provide information on programs such as Safe Routes to School or ridesharing, (e.g., prepare flyer and/or infographic to provide to school districts (students and parents) about rideshare benefits and programs) • Partner with community-based organizations and Departments of Public Health to engage in outreach to schools for asthma related programs and air quality advisories that inform the community about proactive steps to reduce exposure to harmful air pollutants • If funding sources and partnering agencies are identified, work with appropriate agencies to implement direct public health interventions (e.g., asthma management programs)
Los Angeles County and Long Beach Departments of Public Health	Partner with South Coast AQMD on developing notifications to schools for air quality advisories
Community Based Organizations (with asthma related programs)	Partner with South Coast AQMD to share information and/or engage in outreach to school districts for asthma related programs
Additional Information:	
<ul style="list-style-type: none"> • Clean Air Ranger Education (CARE) Program: http://www.aqmd.gov/docs/default-source/Agendas/Environmental-Justice/2019-ejcp-agenda-june-5.pdf 	

Action 2: Reduce Exposure to Harmful Air Pollutants at Schools	
Course of Action:	
<ul style="list-style-type: none"> • Continue the installation of school air filtration systemsⁱⁱⁱ with priority given to schools near truck routes, railyards, and/or major freeways • Explore opportunities for additional schools and funding to provide filter replacements for schools already equipped with high efficiency filtration systems 	
Strategy:	
<ul style="list-style-type: none"> • Exposure Reduction 	
Goal(s):	
<ul style="list-style-type: none"> • Installation of air filtration systems in schools identified by CSC members.^{iv} Schools with priority given to schools near truck routes, railyards, and/or major freeways • Provide filter replacements for up to a five year period 	
Estimated Timeline(s):	
<ul style="list-style-type: none"> • Starting mid-2020, through the implementation of the CERP, begin installation of air filtration systems in schools • 2019 through 2025, extend replacement filters at schools with existing high efficiency replacement systems • Beginning 2020, provide CSC with semiannual updates on number of schools that have had filtration systems installed 	
Implementing Agency, Organization, Business or Other Entity:	
Name:	Responsibility:
South Coast AQMD	<ul style="list-style-type: none"> • Installation of air filtration systems in schools • Explore opportunities for additional schools and funding to provide filter replacements for schools already equipped with high efficiency filtration systems • Provide CSC with updates on school filtration systems
School Districts within the Wilmington, Carson, West Long Beach community	Partner with South Coast AQMD on installation of school air filtration systems and/or filter replacement programs
Additional Information:	
Air filtration systems in schools: https://www.aqmd.gov/docs/default-source/ceqa/handbook/aqmdpilotstudyfinalreport.pdf	

ⁱⁱⁱ Some schools or community centers have had air filtration systems previously installed; however, filter replacements may be needed. Replacement filters will continue to be provided to schools that have had air filtration systems installed. Given that these projects are dependent on available funding, the CSC will need to prioritize which schools receive air filtration systems.

^{iv} Public schools, including charter schools, childcare centers, and public community centers, are eligible for the South Coast AQMD program.

Action 3: Reduce Exposure to Harmful Air Pollutants in Homes^{v,vi}	
Course of Action:	
<ul style="list-style-type: none"> Identify new or existing technologies, programs, and funding sources that can provide the most effective air filtration systems in homes^{vii} 	
Strategies:	
<ul style="list-style-type: none"> Incentives Public Information and Outreach 	
Goal(s):	
<ul style="list-style-type: none"> Identify and partner with other entities to determine new or existing programs that can provide home filtration systems If funding or programs become available, share information with CSC members 	
Estimated Timeline(s):	
<ul style="list-style-type: none"> Mid-2020, consult with CSC members and appropriate stakeholders to identify any new or existing air filtration programs in homes 	
Implementing Agency, Organization, Business or Other Entity:	
Name:	Responsibility:
South Coast AQMD	<ul style="list-style-type: none"> Identify new or existing sources or programs that can provide resources for air filtration in homes Engage in outreach and share information with CSC members, when opportunities are available
Homeowners	When funding sources or programs are identified and available, apply for and install air filtration systems based on the guidelines outlined by the funding source
Additional Information:	
Not applicable	

^v Air filtration systems will generally be less effective due to lower energy efficiency in older, pre-2006 homes typically found in Environmental Justice or disadvantaged communities. Limited research on the efficiency of high performance air filtration systems in older homes suggests a 25% - 30% lower efficiency for PM2.5 and ultrafine PM is expected, which is comparable to having open doors and windows. Most data collected on efficiency of high performance air filtration systems has been on 2006 and new homes, showing an average removal efficiency of 90% for PM2.5 and ultrafine PM.

^{vi} CARB has not approved AB 617 funds for residential air filtration systems. The South Coast AQMD plans to continue to work with CARB to establish a protocol where residential air filtration systems can be installed using CARB funds.

^{vii} If a funding source is identified, South Coast AQMD will provide information on such funds. Homeowners should install residential air filtration based on the guidelines outlined by the funding source.

Action 4: Increase Green Space in Areas Where People Spend Time	
Course of Action(s):	
<ul style="list-style-type: none"> Identify new or existing sources or programs that can provide funding for tree planting and the expansion of green space using native, drought tolerant plants 	
Strategies:	
<ul style="list-style-type: none"> Public Information and Outreach 	
Goal(s):	
<ul style="list-style-type: none"> Partner with other agencies or entities (e.g., Los Angeles County Department of Public Health) to determine new or existing sources or programs that can provide funding to coordinate tree planting (prioritizing areas with sensitive populations) and increase green space with native, drought tolerant plants If funding or programs become available, share information with CSC members 	
Estimated Timeline(s):	
<ul style="list-style-type: none"> Mid-2020, consult with CSC members and appropriate stakeholders to identify any existing funding sources for tree planting or increasing green space 	
Implementing Agency, Organization, Business or Other Entity:	
Name:	Responsibility:
South Coast AQMD	<ul style="list-style-type: none"> Partner with agencies or entities to identify new or existing sources or programs that can provide funding for tree planting and green space expansion Engage in outreach and share information with CSC members, when opportunities are available
Local city or county agencies/entities (e.g., Los Angeles Department of Public Health)	Work with South Coast AQMD to identify new or existing sources or programs that can provide funding for tree planting and green space expansion
CSC Members (e.g., community based organizations, businesses, etc.)	When funding sources or programs are identified and available, apply for and incorporate green spaces and tree planting within the community
Additional Information:	
Not applicable	

References

1. Polidori, A., et al. "Pilot Study of High-Performance Air Filtration for Classroom Applications." *Indoor Air*, vol. 23, no. 3, 2012, pp. 185–195., doi:10.1111/ina.12013
2. South Coast AQMD, Environmental Justice Community Partnership, <http://www.aqmd.gov/ejcp>, Accessed June 6, 2019.
3. South Coast AQMD, Environmental Justice Community Partnership Advisory Council, June 2019, <http://www.aqmd.gov/docs/default-source/Agendas/Environmental-Justice/2019-ejcp-agenda-june-5.pdf>, Accessed June 6, 2019.

CHAPTER 5H:

IMPLEMENTATION SCHEDULE

THIS PAGE IS INTENTIONALLY LEFT BLANK

Chapter 5h: Implementation Schedule

The CERP addresses air quality priorities identified by the Wilmington, Carson, West Long Beach Community Steering Committee (CSC). To reduce air pollution from sources that contribute to these priorities, the CSC developed a set of actions to be implemented by government agencies, organizations, businesses, and other entities. The implementation period of the actions in this CERP is expected to be approximately five years. The actions will occur during the timeframe of the plan; however, some actions by South Coast AQMD are ongoing (e.g., certain regulatory, enforcement, and incentive activities). Rules that are adopted or amended will continue to be in effect beyond the implementation period of the CERP and will continue to be enforced to ensure that facilities maintain compliance. Additionally, some actions in the CERP are designed to allow for minor adjustments when new information becomes available. For example, based on initial air monitoring results, the CSC may refine specific strategies to focus on sources that show elevated emissions. Moreover, allowing these types of adjustments will facilitate successful implementation.

Each action in the CERP provides goals that include metrics designed to measure the progress of the CERP. Examples of these metrics are quarterly enforcement sweeps and emission reduction targets. Beginning in 2021, the South Coast AQMD staff will provide an annual update to the CSC on the goals for each action in the CERP.

An overview of the schedule for implementing the actions in the CERP is shown in Figure 5h-1: Implementation Timeline for Rule Development and Implementation Activities and Figure 5h-2: Implementation Timeline for Air Monitoring, Enforcement, Outreach, and Other CERP Actions. Figure 5h-1 covers rule development activities to address air quality priorities in the CERP, and Figure 5h-2 provides a timeline for air monitoring, enforcement, incentives, outreach, and other activities.

Figure 5h-1: Implementation Timeline for Rule Development and Implementation Activities

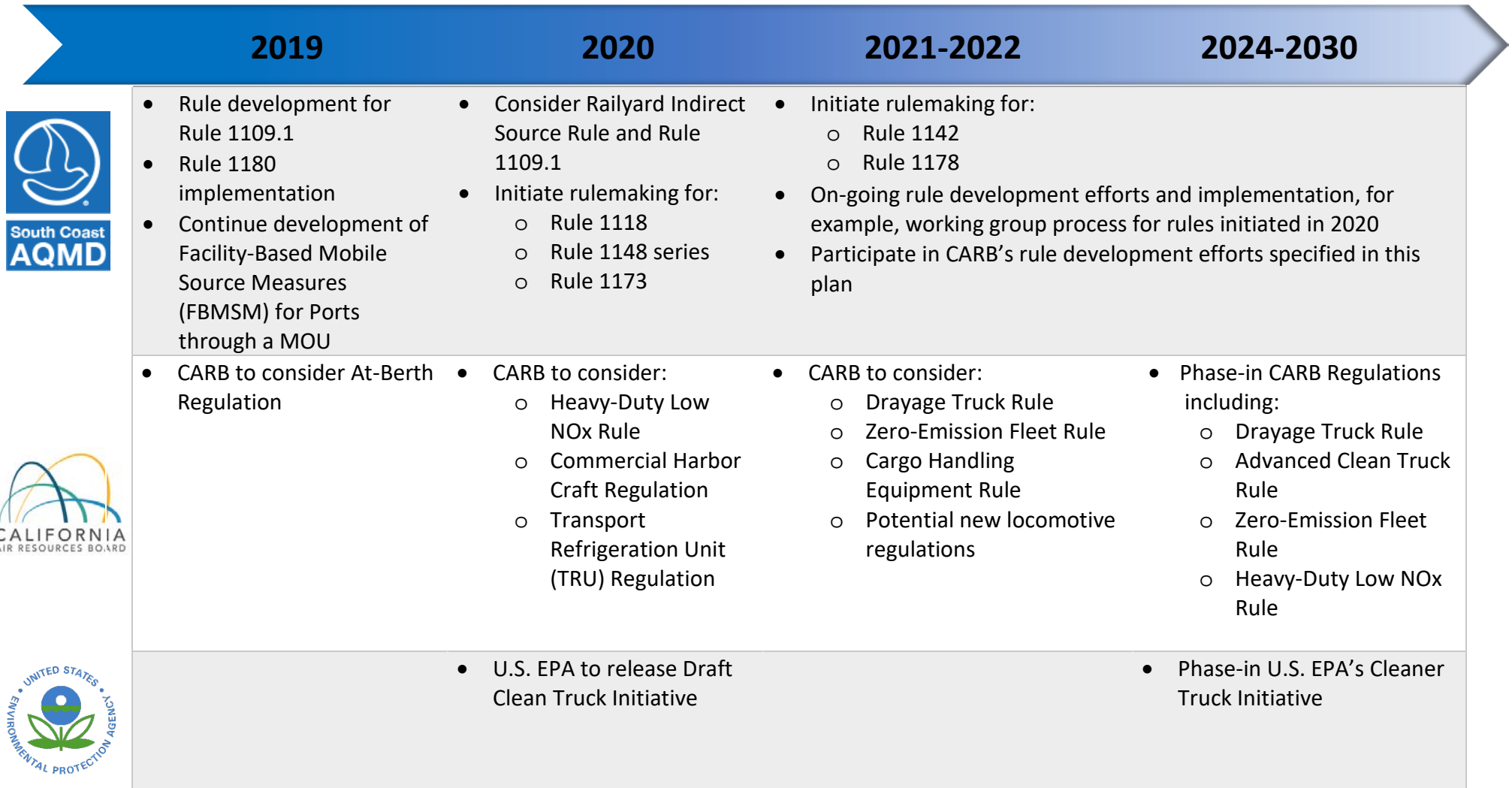


Figure 5h-2: Implementation Timeline for Air Monitoring, Enforcement, Outreach, and Other CERP Actions

		2019	2020	2021
Air Monitoring	Refineries	<ul style="list-style-type: none"> • Begin air measurement surveys at refineries • Begin periodic updates to the CSC on refinery air monitoring efforts identifying and addressing VOC leaks 	<ul style="list-style-type: none"> • Conduct periodic measurements to establish a VOC emissions baseline for all refineries 	<ul style="list-style-type: none"> • Establish a VOC emissions baseline for all refineries, using air measurements such as fenceline and mobile air measurements (Action 2)
	Ports	<ul style="list-style-type: none"> • Begin oil tanker leak surveillance air measurements 		
	Truck Traffic	<ul style="list-style-type: none"> • Begin air measurements to identify air pollution hot spots • Start evaluating data to assess the impact of idling truck emissions on community exposure 		
	Oil Drilling and Production	<ul style="list-style-type: none"> • Begin to use data from DOGGR to identify the active, idle, and abandoned wells in this community 	<ul style="list-style-type: none"> • Begin air measurements around oil drilling and production locations <ul style="list-style-type: none"> ○ Prioritize locations identified by the CSC ○ Post data on a dedicated webpage on the South Coast AQMD website within 30 days • Provide CSC members with periodic updates on these efforts 	
	Railyards	<ul style="list-style-type: none"> • Use emissions inventory and air measurement information to identify opportunities for emission reductions • Begin air measurement activities at railyards to identify activities that may increase levels of air pollution in nearby communities 		
	Sensitive Receptors	<ul style="list-style-type: none"> • Begin air measurements at and near schools and other sensitive receptors • Share preliminary data with the CSC to identify specific receptors for more detailed air measurements 		

Figure 5h-2: Implementation Timeline for Air Monitoring, Enforcement, Outreach, and Other CERP Actions

		2019	2020	2021
Enforcement	South Coast AQMD	<ul style="list-style-type: none"> • Begin idling truck focused inspectionsⁱ • Conduct follow-up inspectionsⁱ at refineries, as needed, based on air measurement results 	<ul style="list-style-type: none"> • Begin providing the CSC members periodic updates on inspection or complaint investigationsⁱ on fugitive emissions and odors from oil drilling and production sites • Work with the CSC to identify the top priority oil drilling and production locations in this community • Begin offshore ship investigationsⁱ 	
	CARB	<ul style="list-style-type: none"> • Update the CSC on CARB’s enforcement of the existing Drayage Truck Regulation • Work with the South Coast AQMD (and CHP) to coordinate, at a minimum, quarterly idling sweeps and focused inspections for a period of one year 	<ul style="list-style-type: none"> • Conduct enhanced roadside inspections utilizing CSC input to locate areas of concern • Conduct enhanced roadside enforcement of existing Drayage Truck and Truck and Bus regulations • Begin to provide updates on CARB’s enforcement of truck regulations • Based on findings from idling sweeps, the CSC identified Community Priorities List, and additional community observations/input from CSC meetings, CARB will adjust enforcement in the community to address the identified concerns and report back to the CSC bi-annually for future adjustments 	

ⁱ South Coast AQMD staff cannot provide updates on ongoing investigations.

Figure 5h-2: Implementation Timeline for Air Monitoring, Enforcement, Outreach, and Other CERP Actions

		2019	2020	2021
Incentives	Ports	<ul style="list-style-type: none"> Funding opportunities for cleaner port equipment and drayage trucks 	<ul style="list-style-type: none"> Sign agreement for joint clean vessel incentive program with Asian ports Conduct outreach for cleaner technologies incentive ships, harbor craft, trucks Conduct incentive outreach events, when incentive programs are open for applications 	
	Neighborhood Trucks		<ul style="list-style-type: none"> Begin conducting incentive outreach events and provide quarterly or semiannual updates to the CSC conduct outreach to truck owners and operatorsⁱⁱ Conduct outreach for cleaner technologies incentives for trucks 	
	Railyards		<ul style="list-style-type: none"> Provide incentive information to railyards to work towards replacing diesel-fueled equipment with cleaner technologies at railyards located in this community 	
	Schools, Childcare Centers, Homes		<ul style="list-style-type: none"> Consult with CSC members and appropriate stakeholders to identify any existing funding sources for tree planting or increasing green space 	

ⁱⁱ When incentive programs are available

Figure 5h-2: Implementation Timeline for Air Monitoring, Enforcement, Outreach, and Other CERP Actions

		2019	2020	2021
Outreach	Refineries		<ul style="list-style-type: none"> Work with local public health departments to develop informational outreach materials for the community to describe the risks posed by emissions from refinery flaring, and how to reduce exposures Begin working with local public health departments to develop fact sheets that provide guidance on reducing exposure to oil drilling and production site activities 	<ul style="list-style-type: none"> Hold workshops in the community to provide training on how to use flaring notification systems
	Ports	<ul style="list-style-type: none"> Conduct outreach for the Pacific Rim clean vessel incentive program Conduct outreach for FBMSM rule development meetings 		
	Trucks	<ul style="list-style-type: none"> Conduct outreach to inform community members how to report idling trucks 	<ul style="list-style-type: none"> Provide training to community leaders or organizations that provide application assistance for incentive programs for heavy-duty trucks 	
	Oil Drilling and Production			<ul style="list-style-type: none"> Implement improvements to notifications and organize community workshops and training on how to subscribe to and use notifications
	Schools, Childcare Centers, & Homes	<ul style="list-style-type: none"> Begin working with health departments on developing outreach materials for schools, childcare centers, homes 	<ul style="list-style-type: none"> Begin outreach efforts with school districts to provide air quality related programs to schools Begin outreach efforts with school districts to provide information on programs, such as, Safe Routes to School or ridesharing Begin school, childcare center, home outreach efforts with community-based organizations to share information or provide outreach to schools for asthma related programs 	

Figure 5h-2: Implementation Timeline for Air Monitoring, Enforcement, Outreach, and Other CERP Actions

		2019	2020	2021
Other	Refineries	<ul style="list-style-type: none"> Provide a summary of flare emissions data from the Rule 1118 quarterly reports Provide an inventory of refinery boilers and heaters, size, fuel type, emissions, whether they have CEMS, the type of controls, and whether they are being considered for BARCT 	<ul style="list-style-type: none"> Begin providing CSC members updates on efforts for refinery flaring event notifications Begin compiling the number of Rule 1118 flare events at each refinery from 2008 to 2018 Explore Smart LDAR technologies and programs, begin evaluating mobile, fenceline and other air monitoring results, and begin working with refineries to develop a fugitive emission reduction plan to achieve emission reductions of 25% by 2024 and 50% by 2030 	
	Ports	<ul style="list-style-type: none"> Begin to provide updates on demonstration projects for ships and harbor craft 	<ul style="list-style-type: none"> Implement Ports' Clean Truck Programⁱ as described in the CAAP Implement Ports' clean cargo handling equipment purchasing program as described in the CAAPⁱⁱ 	
	Schools, Childcare Centers, & Homes	<ul style="list-style-type: none"> Semiannual updates on CARB's rule development for truck regulations, and seek community input on progress Extend replacement filters at schools with existing high efficiency replacement systems throughout implementation of this plan 	<ul style="list-style-type: none"> Begin installation of air filtration systems in schoolsⁱⁱⁱ Consult with CSC members and appropriate stakeholders to identify any new or existing air filtration programs in homes 	
	Railyards		<ul style="list-style-type: none"> Begin working with local utilities and state agencies to encourage the installation of infrastructure needed to fuel/charge zero-emissions vehicles and equipment 	
<p>ⁱ Implementation of Ports' Clean Truck Program as described in the San Pedro Bay Ports' Clean Air Action Plan is dependent on feasibility assessment study for trucks and truck rate study and the promulgation of near-zero emissions manufacturing standards by CARB</p> <p>ⁱⁱ Based on feasibility assessment study for cargo handling equipment</p> <p>ⁱⁱⁱ Number of schools to receive air filtration systems is dependent on amount of funding and funding sources</p>				

THIS PAGE IS INTENTIONALLY LEFT BLANK

CHAPTER 5I:

CALIFORNIA ENVIRONMENTAL QUALITY ACT (CEQA) ANALYSIS

THIS PAGE IS INTENTIONALLY LEFT BLANK

Chapter 5i: California Environmental Quality Act (CEQA) Analysis

The California Environmental Quality Act (CEQA) requires agencies to consider the environmental impacts of a proposed project. CEQA describes and imposes specific legal requirements that agencies must follow when evaluating and making decisions about whether a project will cause a significant environmental impact. The information below describes what South Coast AQMD staff has done and determined with respect to this project – the Community Emissions Reduction Plan (CERP). The information below does contain some legal terms because that is the language contained in the law and use of that language is part of how an agency demonstrates compliance with that law. As noted below, South Coast AQMD staff has looked at all aspects of the CERP and has determined that the CERP is exempt from the requirements of CEQA. The paragraphs below identify the exemptions that apply to the CERP. If the South Coast AQMD Board agrees with staff and determines that the CERP is exempt from CEQA, and adopts the CERP, a Notice of Exemption will be filed with the county clerks of Los Angeles, Orange, Riverside, and San Bernardino counties.

Pursuant to CEQA and South Coast AQMD Rule 110, the South Coast AQMD, as lead agency for the proposed project, has reviewed the proposed project pursuant to: 1) CEQA Guidelines Section 15002(k) – General Concepts, the three-step process for deciding which document to prepare for a project subject to CEQA; and 2) CEQA Guidelines Section 15061 – Review for Exemption, procedures for determining if a project is exempt from CEQA. South Coast AQMD staff has determined that it can be seen with certainty that there is no possibility that the proposed project may have a significant adverse effect on the environment. Therefore, the project is considered to be exempt from CEQA pursuant to CEQA Guidelines Section 15061(b)(3) – Common Sense Exemption. Further, the overall purpose of this project is to improve the environment and health of residents of this selected community and all of the action items within the CERP to support this goal. Thus, the proposed project is also categorically exempt from CEQA pursuant to CEQA Guidelines Section 15308 – Actions by Regulatory Agencies for Protection of the Environment.

The CERP contains elements that qualify as feasibility and planning studies, because information needs to be collected to make an informed decision about further action (e.g., rule development). However, the portions of the CERP that qualify as feasibility and planning studies do not prescribe or commit to specific rule requirements, nor have future actions been approved or adopted in advance, because they require an open public process. The regulated community, stakeholders, interested parties, and the public are invited to participate in the rule development process in a public forum. Thus, the portion of the CERP that contains action items which qualify as feasibility or planning studies is statutorily exempt from CEQA pursuant to CEQA Guidelines Section 15262 – Feasibility and Planning Studies.

Additionally, some of the action items in the CERP would require minor physical modifications to existing structures or buildings, such as installing air filters or monitoring equipment, and these action items are categorically exempt from CEQA pursuant to CEQA Guidelines Section 15303 – New Construction or Conversion of Small Structures. A portion of the action items within the CERP involves the collection or exchange of information or data obtained from inspections and air monitoring, which are categorically exempt from CEQA pursuant to CEQA Guidelines Section 15306 – Information Collection. Another component of the action items in the CERP also involves inspections that require performance or compliance checks which are categorically exempt from CEQA pursuant to CEQA Guidelines Section 15309 – Inspections. Finally, a portion of the action items within the CERP relies on enforcement activities which are categorically exempt from CEQA pursuant to CEQA Guidelines Section 15321 – Enforcement Actions by Regulatory Agencies.

South Coast AQMD staff has determined that there is no substantial evidence indicating that any of the exceptions to the categorical exemptions apply to the proposed project pursuant to CEQA Guidelines Section 15300.2 – Exceptions. Therefore, as mentioned above, the proposed project is exempt from CEQA.

CHAPTER 6:

AIR MONITORING SUMMARY

THIS PAGE IS INTENTIONALLY LEFT BLANK

Chapter 6: Air Monitoring Summary

Air monitoring will be conducted in the Wilmington, Carson, West Long Beach community as part of the AB 617 program. Air monitoring can provide valuable information about sources of air pollution, types of pollutants, and air quality impacts in the community. Information that is collected from air monitoring can be used to implement and track air quality actions prioritized by the community that reduce local resident's exposure to harmful air pollutants.

Chapter 6 Highlights

- Will provide new information about air pollution at the community level
- Monitoring will be done in areas of concern identified by the selected communities
- Areas selected for monitoring reflect the air quality priorities in AB 617 communities
- Many types of monitoring equipment will be used, from advanced techniques to low-cost sensors

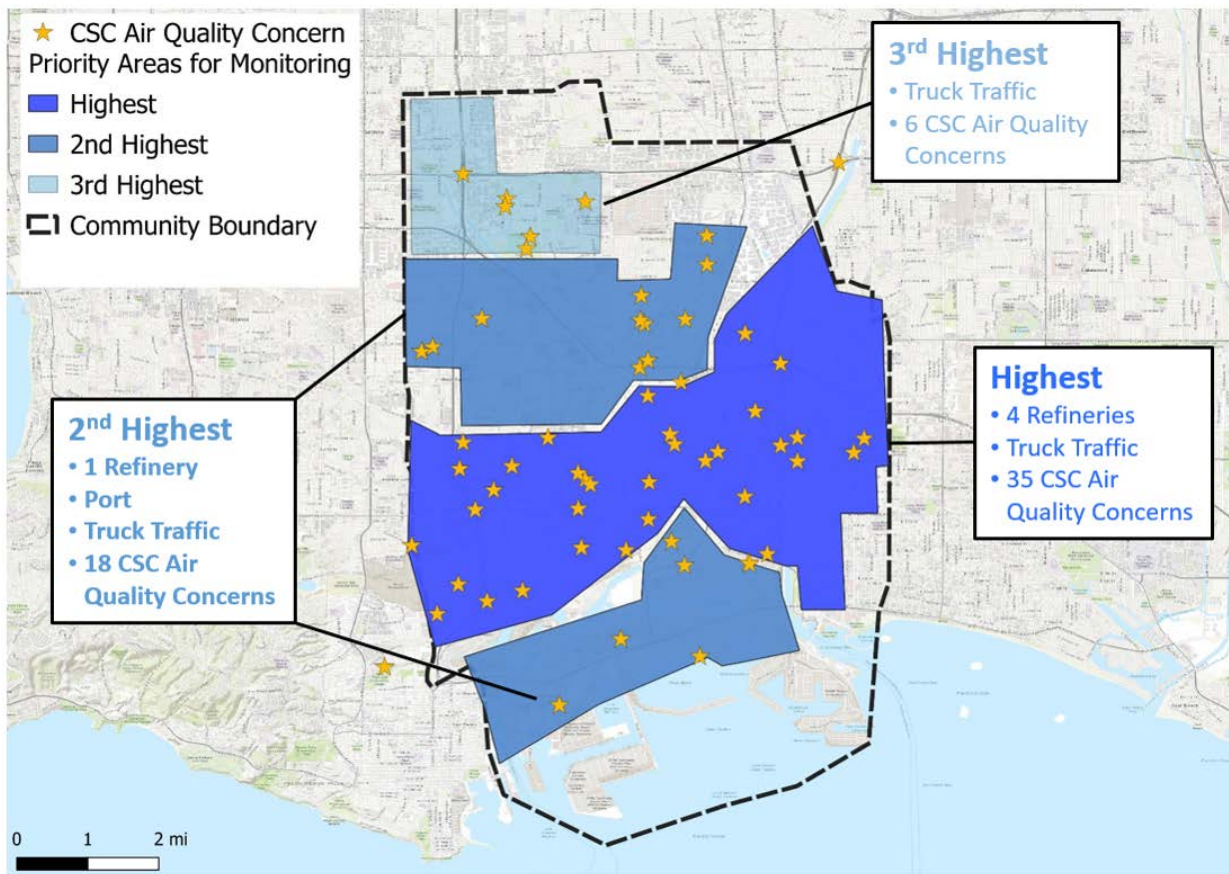
The Community Air Monitoring Plan (CAMP) for the Wilmington, Carson, West Long Beach community¹ was developed through close collaboration between the CSC and South Coast AQMD staff. The plan outlines the objectives and strategies for monitoring air pollution in the community based on the air quality priorities identified by the CSC. A detailed description for these priorities is available in the CAMP Appendix B.²

The Wilmington, Carson, West Long Beach community covers a large geographical area that is affected by a variety of air pollution sources. Consequently, multiple air monitoring methods are necessary to address the community's air quality priorities. These methods include mobile, fixed and low-cost sensor air monitoring. Mobile air monitoring can be conducted using real- or near-real-time instruments to allow for wide scale community air pollution mapping, and provide more detailed information about air pollution levels at specific locations at specific times (i.e., higher spatial and temporal resolution). Fixed air monitoring can be strategically placed at specific locations near one or more air pollution sources of interest to fully characterize emissions in the community and assess residents' exposure to air pollution. Mobile and fixed air monitoring can be further enhanced with information from air quality sensors that provide real- or near-real time air pollution information. A benefit of these sensors compared to other monitoring technologies is that they can be installed in more places in the community thereby providing more detailed real-time air quality information. However, low-cost sensors are not as accurate as traditional monitoring techniques, and only measure a limited number of pollutants.

Figure 6-1 identifies areas where air monitoring will occur within the Wilmington, Carson, West Long Beach community. The areas are prioritized based on input from the CSC about community air quality concerns and sources of air pollution. The monitoring areas and priorities can change

based on the information gathered during monitoring, input from the community, and/or newly available data from different organizations. A discussion regarding air pollutants measurements and technologies that will be deployed in these areas is provided in the CAMP. The air monitoring strategies outlined in the CAMP may be updated based on future community input, air monitoring results, and other information gathered through implementation of AB 617. Updates to air monitoring strategies will be presented to the CSC for input.

Figure 6-1: Proposed monitoring areas prioritized based on the relative density of air quality concerns in the Wilmington, Carson, West Long Beach community



References

1. South Coast AQMD, AB 617 Community Air Monitoring Plan (CAMP) for the Wilmington, Carson, West Long Beach Community, https://www.aqmd.gov/docs/default-source/ab-617-ab-134/camps/wcwlb_camp.pdf, Accessed July 16, 2019.
2. South Coast AQMD, AB 617 Appendices for the Community Air Monitoring Plan (CAMP) for the Wilmington, Carson, West Long Beach Community, http://www.aqmd.gov/docs/default-source/ab-617-ab-134/camps/appendix-a-and-b_wcwlb_v4.pdf, Accessed July 16, 2019.

THIS PAGE IS INTENTIONALLY LEFT BLANK

APPENDIX 2:

COMMUNITY OUTREACH, COMMUNITY STEERING COMMITTEE, AND PUBLIC PROCESS

THIS PAGE IS INTENTIONALLY LEFT BLANK

Appendix 2: Community Outreach, Community Steering Committee, and Public Process

The Wilmington, Carson, West Long Beach (WCWLB) community Outreach Summary includes an overview of the public engagement efforts and the Community Steering Committee (CSC) process that has been integral in the development of the CERP. This Appendix contains additional information on committee documents, meeting materials, and additional community engagement. Many of these materials are posted on this community’s webpage: <http://www.aqmd.gov/nav/about/initiatives/community-efforts/environmental-justice/ab617-134/wilm>.

Charter

A Charter was developed by South Coast AQMD staff with CSC member input to describe committee objectives, roles and responsibilities, meeting frequency, meeting dates, times, and locations, etc. The Charter is available here:

<http://www.aqmd.gov/docs/default-source/ab-617-ab-134/steering-committees/wilmington/charter-english.pdf?sfvrsn=8>.

Sign In Sheets

At every CSC meeting, members of the CSC and public were requested to sign in. Copies of the sign-in sheets are attached.

Agendas

All meeting agendas are posted on the community webpage. Copies of the agendas are also attached.

Meeting Dates, Times, Locations, and Meeting Materials

Recent and upcoming activities regarding the WCWLB community, including interactive maps, the discussion draft of the CERP and CAMP, all meeting invitations, presentations, materials and summary notes can be found on community webpage.

Specific links for meeting flyers, presentations, and meeting summaries are listed below:

Meeting Type / CSC Meeting #	Date and Location	Approximate # of Attendees	Meeting Flyer Invitation	Presentation Links	Meeting Summary/Notes Links
Public Workshop	October 2, 2018	100	http://www.aqmd.gov/docs/default-source/ab-617-ab-134/wilm	English: http://www.aqmd.gov/docs/default-source/ab-617-ab-134/wilm	N/A

Meeting Type / CSC Meeting #	Date and Location	Approximate # of Attendees	Meeting Flyer Invitation	Presentation Links	Meeting Summary/Notes Links
Community Kick-Off Meeting			134/wilmington-kickoff.pdf?sfvrsn=8	source/ab-617-ab-134/presentation-wilmington.pdf?sfvrsn=9 Spanish: http://www.aqmd.gov/docs/default-source/ab-617-ab-134/presentation-wilmington-span.pdf?sfvrsn=8	
1	October 30, 2018 Wilmington Senior Center, Wilmington	100	http://www.aqmd.gov/docs/default-source/ab-617-ab-134/steering-committees/wilmington/meeting-flyer-oct30-2018.pdf?sfvrsn=8	English: http://www.aqmd.gov/docs/default-source/ab-617-ab-134/steering-committees/wilmington/wilmington-presentation.pdf?sfvrsn=9 Spanish: http://www.aqmd.gov/docs/default-source/ab-617-ab-134/steering-committees/wilmington/wilmington-presentation-span.pdf?sfvrsn=8	http://www.aqmd.gov/docs/default-source/ab-617-ab-134/steering-committees/wilmington/wilm-summary-oct30-2018.pdf?sfvrsn=17
2	January 10, 2019 Carson Community Center, Carson	60	http://www.aqmd.gov/docs/default-source/ab-617-ab-134/steering-committees/wilmington/wilmington-carson-west-long-beach-steering-committee-meeting-flyer---jan-10-2019.pdf?sfvrsn=6	English: http://www.aqmd.gov/docs/default-source/ab-617-ab-134/steering-committees/wilmington/csc-wilcarwlb-meeting2_presentation_finaldraft_forprinting.pdf?sfvrsn=13 Spanish: http://www.aqmd.gov/docs/default-source/ab-617-ab-134/steering-committees/wilmington/csc-wilcarwlb-meeting2_presentation_finaldraft_forprinting_spanish.pdf?sfvrsn=14	http://www.aqmd.gov/docs/default-source/ab-617-ab-134/steering-committees/wilmington/meeting-summary-jan10-2019.pdf?sfvrsn=8
3	February 12, 2018 Wilmington Senior Center, Wilmington	100	http://www.aqmd.gov/docs/default-source/ab-617-ab-134/steering-committees/wilmington/meeting-flyer-feb12-2019.pdf?sfvrsn=9	English: http://www.aqmd.gov/docs/default-source/ab-617-ab-134/steering-committees/wilmington/presentation-feb12-2019.pdf?sfvrsn=8 Spanish:	http://www.aqmd.gov/docs/default-source/ab-617-ab-134/steering-committees/wilmington/summary-feb12-2019.pdf?sfvrsn=8

Appendix 2-2

Meeting Type / CSC Meeting #	Date and Location	Approximate # of Attendees	Meeting Flyer Invitation	Presentation Links	Meeting Summary/Notes Links
				http://www.aqmd.gov/docs/default-source/ab-617-ab-134/steering-committees/wilmington/presentation-feb12-2019-spanish.pdf?sfvrsn=9	
4	March 14, 2019 Wilmington Senior Center, Wilmington	80	http://www.aqmd.gov/docs/default-source/ab-617-ab-134/steering-committees/wilmington/meeting-flyer-mar-14-2019.pdf?sfvrsn=8	English: http://www.aqmd.gov/docs/default-source/ab-617-ab-134/steering-committees/wilmington/presentation-march14-2019.pdf?sfvrsn=8 Spanish: http://www.aqmd.gov/docs/default-source/ab-617-ab-134/steering-committees/wilmington/presentación-span-march14-2019.pdf?sfvrsn=8	http://www.aqmd.gov/docs/default-source/ab-617-ab-134/steering-committees/wilmington/summary-march14-2019.pdf?sfvrsn=8
5	April 11, 2019 Villages at Cabrillo, Long Beach	85	http://www.aqmd.gov/docs/default-source/ab-617-ab-134/ab-617-wilmington-carson-wlb-flyer-04-11-19.pdf?sfvrsn=8	English: http://www.aqmd.gov/docs/default-source/ab-617-ab-134/steering-committees/wilmington/presentation-april11-2019.pdf?sfvrsn=9 Spanish: http://www.aqmd.gov/docs/default-source/ab-617-ab-134/steering-committees/wilmington/presentation-april11-2019-span.pdf?sfvrsn=10	http://www.aqmd.gov/docs/default-source/ab-617-ab-134/steering-committees/wilmington/meeting-summary-apr11-2019.pdf?sfvrsn=8
6	May 9, 2019 Carson Event Center, Carson	80	http://www.aqmd.gov/docs/default-source/ab-617-ab-134/steering-committees/wilmington/meeting-flyer-may-9-2019.pdf?sfvrsn=6	English: http://www.aqmd.gov/docs/default-source/ab-617-ab-134/steering-committees/wilmington/presentation-eng-may9-2019.pdf?sfvrsn=14 Spanish: http://www.aqmd.gov/docs/default-source/ab-617-ab-134/steering-committees/wilmington	http://www.aqmd.gov/docs/default-source/ab-617-ab-134/steering-committees/wilmington/summary-may9-2019.pdf?sfvrsn=8

Appendix 2-3

Meeting Type / CSC Meeting #	Date and Location	Approximate # of Attendees	Meeting Flyer Invitation	Presentation Links	Meeting Summary/Notes Links
				n/mtg-presentation-span-may9-2019.pdf?sfvrsn=8	
7	June 13, 2019 Wilmington Senior Center, Wilmington	80	http://www.aqmd.gov/docs/default-source/ab-617-ab-134/steering-committees/wilmington/meeting-flyer-june13-2019.pdf?sfvrsn=14	English: http://www.aqmd.gov/docs/default-source/ab-617-ab-134/steering-committees/wilmington/presentation-june13-2019-english.pdf?sfvrsn=8 Spanish: http://www.aqmd.gov/docs/default-source/ab-617-ab-134/steering-committees/wilmington/presentation-june13-2019-spanish.pdf?sfvrsn=8	http://www.aqmd.gov/docs/default-source/ab-617-ab-134/steering-committees/wilmington/summary-june13-2019.pdf?sfvrsn=8
CERP Public Workshop / CSC #8	July 11, 2019 5:30 - 6:00 p.m. – Workshop 6:00 - 8:30 p.m. – CSC Meeting Wilmington Senior Center, Wilmington	150	http://www.aqmd.gov/docs/default-source/ab-617-ab-134/steering-committees/wilmington/flyer-july-1-2019.pdf?sfvrsn=8	English: http://www.aqmd.gov/docs/default-source/ab-617-ab-134/steering-committees/wilmington/presentation-july11-2019.pdf?sfvrsn=8 Spanish: http://www.aqmd.gov/docs/default-source/ab-617-ab-134/steering-committees/wilmington/presentation-july11-2019-span.pdf?sfvrsn=8	http://www.aqmd.gov/docs/default-source/ab-617-ab-134/steering-committees/wilmington/summary-july11-2019.pdf?sfvrsn=8
9	August 2019 Carson Community Center, Carson	100	http://www.aqmd.gov/docs/default-source/ab-617-ab-134/steering-committees/wilmington/meeting-flyer-aug7-2019.pdf?sfvrsn=14	English: http://www.aqmd.gov/docs/default-source/ab-617-ab-134/steering-committees/wilmington/presentation-aug7-2019.pdf?sfvrsn=14 Spanish: http://www.aqmd.gov/docs/default-source/ab-617-ab-134/steering-committees/wilmington/presentation-aug7-2019-span.pdf?sfvrsn=14	http://www.aqmd.gov/docs/default-source/ab-617-ab-134/steering-committees/wilmington/summary-aug7-2019.pdf?sfvrsn=8
10	September 2019 <i>Canceled</i>	N/A	N/A	N/A	N/A

Appendix 2-4

Interpreters

The following California Certified Interpreters were contracted to provide services at the meetings.

- Gloria Carrallo
- Patricia Chavez
- Monica Desiderio
- Astrid Estrada
- Martha Falencik
- Alejandro Franco
- Carmen Garza
- Consuelo V. Gonzalez
- Cecilia Ibarra
- Vensa P. Loek (Khmer interpretation)
- Estela Moll
- Yolanda Ramirez
- Madeline Rios
- Joel Rojano (Tagalog interpretation)

Additional Outreach

South Coast AQMD staff had more than 35 in-person or phone meetings with CSC members as well as members of the community. The list below provides some information about meetings that staff have had, as of the date of this document. Additional phone calls and conversations with CSC members and members of the committee also took place, but not all these conversations are documented here.

Date	Meeting
11/2/18	Call with Magali Sanchez-Hall
1/9/19	In-person meeting with Sylvia Betancourt
3/14/19	Call with City of Long Beach staff about their general plan update
4/12/19	In-person meeting with Whitney Amaya
4/25/19	Attended community meeting where Dulce Altamirano gave a presentation
5/17/19	In-person meeting with Tim DeMoss from Port of Los Angeles
5/21/19	In-person meeting with Sylvia Betancourt
4/19/19	Call with Fe Koons
5/30/19	Call with Maribel Alejandre
5/24/19	Call with Joseph Pinon

Appendix 2-5

Date	Meeting
5/28/19	Call with Chris Chavez
5/30/19	Call with Jacob Broderick
4/?/19	Call with Salvador Lara
4/?/19	Call with Saied Naaseh
4/?/19	Call with Linda Bassett
4/?/19	Call with Jill Johnston
4/?/19	Attended Best Start Wilmington community meeting
4/25/19	In-person meeting with Dulce Altamirano
5/14/19	Call with Rick Pulido
5/23/19	Call with Dan Hoffman
5/23/19	Call with Cameron Smith
6/6/19	Call with Morgan Caswell, Port of Long Beach
6/25/19	In-person meeting with Dulce Altamirano
8/6/19	Call with Christopher Chavez, Jesse Marquez, and Julia May
8/13/19	In-person meeting with Alicia Rivera and Julia May



Assembly Bill (AB) 617 Community Air Initiatives

Wilmington, Carson and West Long Beach Community Steering Committee Meeting #1

Tuesday, October 30, 2018 — 6:00 p.m. - 8:00 p.m.
Wilmington Senior Center
1371 Eubank Ave, Wilmington, CA 90744

Time		
5:45 pm	Doors open	Reception table
6:00 pm	Welcome and Introductions	Jo Kay Ghosh <i>(Health Effects Officer, Planning, Rule Development & Area Sources)</i> Committee Members
6:10 pm	Air Quality Planning	Philip Fine <i>(Deputy Executive Officer, Planning, Rule Development & Area Sources)</i>
	Air Pollution Data	Sang-Mi Lee <i>(Program Supervisor, Planning, Rule Development & Area Sources)</i>
	Community Definition	Jo Kay Ghosh <i>(Health Effects Officer, Planning, Rule Development & Area Sources)</i>
6:40 pm	Air Quality Concerns Mapping Activity	SCAQMD Staff, Committee Members, and Members of the Public
7:10 pm	Clean Air Incentives	Danielle Robinson <i>(Air Resources Engineer, California Air Resources Board)</i> Mei Wang <i>(Program Supervisor, Science and Technology Advancement)</i>
	Steering Committee Charter and Meeting Logistics	Jo Kay Ghosh <i>(Health Effects Officer, Planning, Rule Development & Area Sources)</i> Committee Members
7:35 pm	Public Comment	
	Next Steps	Jo Kay Ghosh <i>(Health Effects Officer, Planning, Rule Development & Area Sources)</i>
8:00 pm	Adjourn	



Assembly Bill (AB) 617 Community Air Initiatives

Wilmington, Carson and West Long Beach
Community Steering Committee Meeting #2

Thursday, January 10, 2019 — 9:30 a.m. – 11:30 a.m.
Carson Community Center
801 E. Carson St.

Time	Item	Presenter	Why is this important?
9:15 am	Doors open Poster session – Monitoring Technologies		
9:30 am	Meeting Overview and Expectations – 5 min	Jo Kay Ghosh <i>(Health Effects Officer, Planning, Rule Development & Area Sources)</i>	<ul style="list-style-type: none"> • Requested by CSC members • Set expectations for this meeting
9:35 am	Air Quality Concerns and Community Boundaries, continued committee discussion and input – 60 min	Jo Kay Ghosh <i>(Health Effects Officer, Planning, Rule Development & Area Sources)</i> Committee Members	<ul style="list-style-type: none"> • Requested by CSC members • Help us understand this community's air quality concerns, and start thinking of which concerns can be addressed through AB 617 • Provide input on community boundaries, which will help guide technical analysis and prioritization of air quality concerns in this community
10:35 am	STRETCH BREAK - 5 min		
10:40 am	Community Air Monitoring and committee Q&A – 30 min	Andrea Polidori <i>(Atmospheric Measurements Manager, Science & Technology Advancement)</i> Committee Members	<ul style="list-style-type: none"> • Requested by CSC members • Provide ideas for what monitoring we may want to do through AB 617
11:10 am	CSC Charter and Next Steps – 5 min	Jo Kay Ghosh <i>(Health Effects Officer, Planning, Rule Development & Area Sources)</i>	<ul style="list-style-type: none"> • Ask committee to sign charter • Preview of next steps, next meeting topics
11:15 am	Public Comment – 15 min		
11:30 am	Adjourn		



Ley (AB) 617

Iniciativas Comunitarias para el Aire

Wilmington, Carson y West Long Beach

Reunión #2 del Comité Directivo Comunitario (CDC)

Jueves, 10 de enero, 2019 — 9:30 a.m. – 11:30 a.m.

Centro Comunitario de Carson

801 E. Carson St.

Hora	Asunto	Presentador	¿Por qué es importante?
9:15 am	Puertas abiertas Sesión de posters - Tecnologías de monitoreo		
9:30 am	Resumen de la reunión y expectativas - 5 min	Jo Kay Ghosh <i>(Oficial de efectos en la salud, planificación, desarrollo de reglas y fuentes de área)</i>	<ul style="list-style-type: none"> • Solicitado por miembros del CDC • Establecer expectativas para esta reunión.
9:35 am	Preocupaciones de la calidad del aire y límites de la comunidad, y seguir la discusión del comité para que nos den sugerencias - 60 min	Jo Kay Ghosh <i>(Oficial de efectos en la salud, planificación, desarrollo de reglas y fuentes de área)</i> Miembros del comité	<ul style="list-style-type: none"> • Solicitado por miembros del CDC • Ayúdenos a comprender las inquietudes sobre la calidad del aire de esta comunidad y empiece a pensar qué preocupaciones se pueden abordarse a través de AB 617 • Proporcionar información sobre los límites de la comunidad, lo que ayudará a guiar el análisis técnico y la priorización de los problemas de calidad del aire en esta comunidad
10:35 am	DESCANANDO PARA ESTIRARSE - 5 min		
10:40 am	Control del aire comunitario y preguntas y respuestas del comité - 30 min.	Andrea Polidori <i>(Gerente de Mediciones Atmosféricas, Avances en Ciencia y Tecnología)</i> Miembros del comité	<ul style="list-style-type: none"> • Solicitado por miembros del CDC • Brindar ideas sobre qué tipo de monitoreo queremos hacer a través de AB 617
11:10 am	Carta del Acta y Próximos Pasos - 5 min	Jo Kay Ghosh <i>(Oficial de efectos en la salud, planificación, desarrollo de reglas y fuentes de área)</i>	<ul style="list-style-type: none"> • Pedirle al comité que firme la carta • Vista previa de los próximos pasos, temas para la próxima reunión
11:15 am	Comentario público - 15 min		
11:30 am	Fin de la reunión		



Assembly Bill (AB) 617 Community Air Initiatives

Wilmington, Carson, West Long Beach
Community Steering Committee Meeting #3

Tuesday, February 12, 2019 — 6:00 p.m. – 8:15 p.m.
Wilmington Senior Center
1371 Eubank Ave., Wilmington, CA 90744

Time	Item	Presenter	Why is this important?
5:45 pm	Doors open		
6:00 pm	Welcoming Remarks, and Facilitator Introduction – 5 min	Facilitator	
	Enforcement Overview – 5 min	Terrence Mann (Assistant Deputy Executive Officer, Compliance and Enforcement)	<ul style="list-style-type: none"> • To help explain examples of enforcement strategies used by SCAQMD • Requested by CSC members
	Q & A on Enforcement – 5 min	Committee Members	
6:15 pm	<ul style="list-style-type: none"> • Strategies to Address Air Pollution Concerns – 10 min • Air Pollution Emissions Data – 10 min 	Jo Kay Ghosh (Health Effects Officer, Planning, Rule Development & Area Sources)	<ul style="list-style-type: none"> • To help with developing emission reduction plans in this community • To understand where emissions come from in this community
	Q & A on Strategies and Emissions Data – 5 min	Committee Members	
6:40 pm	<ul style="list-style-type: none"> • Community Boundary and Prioritization of Air Quality Concerns – 10 min • Prioritization Activity – 30 min • Activity Report Back – 20 min • Break – 5 min • Activity Consensus Results Discussion – 15 min 	SCAQMD staff; Facilitator Committee Members	<ul style="list-style-type: none"> • Helps SCAQMD prioritize the top air quality concerns from the community • Helps guide the SCAQMD's focus for the community emission reduction plans
8:00 pm	Important Reminders and Next Steps – 5 min	Facilitator	
8:05 pm	Public Comment – 10 min	Members of the public	
8:15 pm	Adjourn		



Ley (AB) 617

Iniciativas del Aire en la Comunidad

Wilmington, Carson, West Long Beach
 Reunión del Comité Directivo de la Comunidad #3

Martes, 12 de Febrero del 2019 — 6:00 p.m. – 8:15 p.m.
 Wilmington Senior Center
 1371 Eubank Ave., Wilmington, CA 90744

Hora	Asunto	Presentador	¿Porqué es importante?
5:45 pm	Puertas abiertas		
6:00 pm	Bienvenida e introducción del facilitador – 5 min	Facilitador	
	Perspectiva general de la ejecución de la ley – 5 min	Terrence Mann (Subdirector Ejecutivo Adjunto, Cumplimiento y Cumplimiento)	<ul style="list-style-type: none"> • Para ayudar a explicar ejemplos de estrategias de ejecución utilizadas por SCAQMD • Solicitado por miembros de CSC
	Preguntas y respuestas sobre la ejecución – 5 min	Miembros del comité	
6:15 pm	<ul style="list-style-type: none"> • Estrategias para abordar los problemas de contaminación del aire – 10 min • Datos de emisiones de contaminación del aire. – 10 min 	Jo Kay Ghosh (Oficial de efectos en la salud, planificación, desarrollo de reglas y fuentes de área)	<ul style="list-style-type: none"> • Ayudar con el desarrollo de planes de reducción de emisiones en esta comunidad. • Comprender de dónde provienen las emisiones en esta comunidad.
	Preguntas y respuestas sobre estrategias y datos de emisiones. – 5 min	Miembros del comité	
6:40 pm	<ul style="list-style-type: none"> • Límites comunitarios y priorización de los problemas de calidad del aire – 10 min • Actividad de priorización – 30 min • Reporte de la actividad – 20 min • Descanso – 5 min • Discusión de resultados de consenso de actividad – 15 min 	Personal de SCAQMD; Facilitador Miembros del comité	<ul style="list-style-type: none"> • Ayuda a SCAQMD a priorizar los principales problemas de calidad del aire de la comunidad • Ayuda a guiar el enfoque de SCAQMD para los planes de reducción de emisiones de la comunidad
8:00 pm	Recordatorios importantes y próximos pasos – 5 min	Facilitador	
8:05 pm	Comentario público – 10 min	Miembros del público	
8:15 pm	Adjourn		



Assembly Bill (AB) 617 Community Air Initiatives

Wilmington, Carson, West Long Beach
Community Steering Committee Meeting #4

Thursday, March 14, 2019 — 6:00 p.m. – 8:15 p.m.
Wilmington Senior Center
1371 Eubank Ave., Wilmington, CA 90744

Time	Item	Presenter	Why is this important?
5:45 pm	Doors open		
6:00 pm	<ul style="list-style-type: none"> • Welcoming Remarks Meeting #3 recap • Current progress: What we've done so far – 5 min 	Facilitator	<ul style="list-style-type: none"> • To understand where we are at with developing the community plans
6:05 pm	Current Rule Development Efforts: <ul style="list-style-type: none"> • Indirect Source Rules (ISR) or Facility Based Mobile Source Measures – 5 min • Best Available Retrofit Control Technology (BARCT) – 5 min 	Ian MacMillan <i>(Manager, Planning, Rule Development, & Area Sources)</i>	<ul style="list-style-type: none"> • To provide information on specific rule development efforts related to this community
		Michael Krause <i>(Manager, Planning, Rule Development, & Area Sources)</i>	<ul style="list-style-type: none"> • Requested by CSC members
	Q & A on Current Rule Development Efforts – 5 min	Committee Members	
6:25 pm	Initial Ideas for Actions in the Community Emission Reduction Plan (CERP) and Update on the Community Air Monitoring Plan (Part I): Refineries, Ports, and Truck Traffic – 30 min	Jo Kay Ghosh <i>(Health Effects Officer, Planning, Rule Development, & Area Sources)</i>	<ul style="list-style-type: none"> • Provides information on the actions that can be included in the CERP to address air quality concerns from this community through AB 617
		Andrea Polidori <i>(Atmospheric Measurements Manager, Science & Technology Advancement)</i>	<ul style="list-style-type: none"> • Provides information on the air monitoring plan for the air quality concerns from this community through AB 617
6:55 pm	CSC Table Discussion Activity <ul style="list-style-type: none"> • Introduction (Facilitator) – 5 min • Break Out Session and Table Discussion – 50 min • Report Back and Q&A – 10 min 	SCAQMD staff; Facilitator	<ul style="list-style-type: none"> • To get community input on the proposed measures (actions) to help guide SCAQMD staff in writing the CERP and Community Air Monitoring Plan
		Committee Members	
8:00 pm	Important Reminders and Next Steps – 5 min	Facilitator	
8:05 pm	Public Comment – 10 min	Members of the public	
8:15 pm	Adjourn		



Ley 617

Iniciativas del Aire en la Comunidad

Wilmington, Carson, West Long Beach

Reunión del Comité Directivo de la Comunidad #4

Jueves, 14 de Marzo, 2019 — 6:00 p.m. – 8:15 p.m.
 Wilmington Senior Center
 1371 Eubank Ave., Wilmington, CA 90744

Hora	Asunto	Presentador	¿Porqué es importante?
5:45 pm	Puertas abiertas		
6:00 pm	<ul style="list-style-type: none"> • Bienvenida y resumen de la reunión #3 • Progreso actual: lo que hemos hecho hasta ahora – 5 min 	Facilitador	<ul style="list-style-type: none"> • Comprender dónde nos encontramos en el desarrollo de los planes comunitarios.
6:05 pm	<p>Esfuerzos actuales de desarrollo de reglas:</p> <ul style="list-style-type: none"> • Reglas de fuentes indirectas (ISR) o medidas de fuentes móviles basadas en instalaciones – 5 min • La mejor tecnología de control de adaptación disponible (BARCT) – 5 min 	<p>Ian MacMillan (Gerente, Planificación, Desarrollo de Reglas y Fuentes de Área)</p> <p>Michael Krause (Gerente, Planificación, Desarrollo de Reglas y Fuentes de Área)</p>	<ul style="list-style-type: none"> • Proporcionar información sobre esfuerzos específicos de desarrollo de reglas relacionados con esta comunidad. • Solicitado por miembros de CSC
	Preguntas y respuestas sobre los esfuerzos actuales de desarrollo de reglas – 5 min	Miembros del comité	
6:25 pm	<p>Ideas iniciales para acciones en el Plan de Reducción de emisiones de la Comunidad (CERP) y actualización sobre el Plan de Monitoreo de Aire de la Comunidad</p> <p>(Parte I): Refinerías, puertos y tráfico de camiones – 30 min</p>	<p>Jo Kay Ghosh (Oficial de efectos a la salud, planificación, desarrollo de reglas y fuentes de área)</p> <p>Andrea Polidori (Gerente de Mediciones Atmosféricas, Avances en Ciencia y Tecnología)</p>	<ul style="list-style-type: none"> • Proporcionar información sobre las medidas (acciones) propuestas para los problemas de calidad del aire de esta comunidad a través de AB 617 • Proporcionar información sobre el plan de monitoreo de aire para los problemas de calidad del aire de esta comunidad a través de AB 617
6:55 pm	<p>Actividad de del comité en mesas</p> <ul style="list-style-type: none"> • Introducción (Facilitador) – 5 min • Sesión abierta y discusión en la mesa – 50 min • Resumen – 10 min 	<p>Personal de SCAQMD; Facilitador</p> <p>Miembros del comité</p>	<ul style="list-style-type: none"> • Obtener información de la comunidad sobre las medidas (acciones) propuestas para ayudar a guiar al personal de SCAQMD a redactar el CERP
8:00 pm	Recordatorios importantes y próximos pasos – 5 min	Facilitador	
8:05 pm	Comentario publico – 10 min	Miembros del público	
8:15 pm	Fin		



Assembly Bill (AB) 617 Community Air Initiatives

Wilmington, Carson, West Long Beach Community Steering Committee Meeting #5

Thursday, April 11, 2019 — 6:00 p.m. – 8:30 p.m.
Century Villages at Cabrillo Social Hall
2001 River Avenue, Long Beach, CA 90810

Time	Item	Presenter	Why is this important?
5:45 pm	Doors open		
6:00 pm	<ul style="list-style-type: none"> • Welcoming Remarks • CSC Business: Charter, Roster, & Meeting Format • Meeting #4 Recap & Current Progress: What we've done so far – 15 min 	Facilitator; Committee Members	<ul style="list-style-type: none"> • Discuss finalizing the CSC charter • To understand where we are in developing the community plans
6:15 pm	<ul style="list-style-type: none"> • Current Efforts in this Community – 15 min 	Committee Members	<ul style="list-style-type: none"> • To understand current efforts in the community by CSC members to address air quality concerns
6:30 pm	<ul style="list-style-type: none"> • Draft Community Air Monitoring Plan (CAMP) – 5 min <p>Q & A on this agenda item* – 30 min</p>	Andrea Polidori <i>(Atmospheric Measurements Manager, SCAQMD)</i> Committee Members	<ul style="list-style-type: none"> • Discuss the Draft Community Air Monitoring Plan
7:05 pm	<ul style="list-style-type: none"> • Information on Sources in this Community and Initial Ideas for Actions in the Community Emission Reduction Plan (CERP) and Community Air Monitoring Plan (CAMP) (Part II): – 10 min <p>Q & A on this agenda item & CSC Open Discussion on CAMP and CERP* – 55 min</p>	Jo Kay Ghosh <i>(Health Effects Officer, SCAQMD)</i> Andrea Polidori <i>(Atmospheric Measurements Manager, SCAQMD)</i> Committee Members	<ul style="list-style-type: none"> • Provides information on the sources contributing to air pollution in this community • Provides information on ideas for these air quality concerns: Oil Drilling/Production; Railyards (On-site Emissions); Schools, etc. • To gather community input on the proposed measures (actions) and to help guide SCAQMD staff in writing the CERP
8:10 pm	Next Meeting Topics and Important Reminders – 10 min	Facilitator; Committee Members	
8:20 pm	Public Comment – 10 min	Members of the Public	
8:30 pm	Adjourn		

* Staff is also available for questions after the meeting.



Ley (AB) 617

Iniciativas del Aire en la Comunidad

Wilmington, Carson, West Long Beach
 Reunión del Comité Directivo de la Comunidad #5

Jueves, 11 de Abril, 2019 — 6:00 p.m. – 8:30 p.m.
 Century Villages at Cabrillo Social Hall
 2001 River Avenue, Long Beach, CA 90810

Hora	Asunto	Presentador	¿Porqué es importante?
5:45 pm	Puertas abiertas		
6:00 pm	<ul style="list-style-type: none"> Comentarios de bienvenida Temas del CDC: Formato de Acta de Constitución , Lista de Participantes y Reuniones Reunión # 4, Resumen y Progreso Actual: Lo que hemos hecho hasta ahora – 15 min 	Facilitador; Miembros del comité	<ul style="list-style-type: none"> Discutir la finalización de la carta de CSC Comprender dónde estamos en el desarrollo de los planes comunitarios.
6:15 pm	<ul style="list-style-type: none"> Esfuerzos actuales en la comunidad – 15 min 	Miembros del comité	<ul style="list-style-type: none"> Comprender los esfuerzos actuales en la comunidad por parte de los miembros de CSC para abordar los problemas de calidad del aire
6:30 pm	<ul style="list-style-type: none"> Proyecto de Plan de Monitoreo de Aire de la Comunidad (CAMP) – 5 min Preguntas y respuestas sobre este tema del programa * – 30 min 	Andrea Polidori (<i>Atmospheric Measurements Manager, SCAQMD</i>) Committee Members	<ul style="list-style-type: none"> Hablar sobre el borrador del plan de monitoreo de aire comunitario
7:05 pm	<ul style="list-style-type: none"> Información sobre las fuentes en esta comunidad e ideas iniciales para acciones en el Plan de reducción de emisiones de la comunidad (CERP) y en el Plan de monitoreo del aire de la comunidad (CAMP) (Parte II): – 10 min Preguntas y respuestas sobre este tema de la agenda y discusión abierta de CSC sobre CAMP y CERP* – 55 min 	Jo Kay Ghosh (<i>Oficial de efectos a la salud, SCAQMD</i>) Andrea Polidori (<i>Gerente de Mediciones Atmosféricas, SCAQMD</i>) Miembros del Comité	<ul style="list-style-type: none"> Proporciona información sobre las fuentes que contribuyen a la contaminación del aire en esta comunidad. Proporciona información sobre ideas para estas preocupaciones sobre la calidad del aire: perforación / producción de petróleo; Patios ferroviarios (Emisiones en el sitio); Escuelas, etc. Recopilar opiniones de la comunidad sobre las medidas propuestas (acciones) y ayudar a guiar al personal de SCAQMD a redactar el CERP.
8:10 pm	Recordatorios importantes y próximos pasos – 10 min	Facilitador Miembros del Comité	
8:20 pm	Comentario publico – 10 min	Miembros del público	
8:30 pm	Fin		

* El personal también está disponible para preguntas después de la reunión.



Assembly Bill (AB) 617 Community Air Initiatives

Wilmington, Carson, West Long Beach Community Steering Committee Meeting #6

Thursday, May 9, 2019 — 6:00 p.m. – 8:30 p.m.
Carson Event Center
801 E. Carson St., Carson, CA 90745

Time	Item	Presenter	Why is this important?
5:45 pm	Doors open		
6:00 pm	<ul style="list-style-type: none"> Welcoming Remarks Icebreaker Meeting #5 Recap & Current Progress: What we've done so far – 10 min 	Facilitator; Dulce Altamirano (Wilmington Resident)	<ul style="list-style-type: none"> To understand where we are in developing the community plans
6:10 pm	<ul style="list-style-type: none"> Committee Presenters <ul style="list-style-type: none"> Communities for a Better Environment (CBE) – 10 min Coalition for Clean Air (CCA) – 5 min Port of Los Angeles (Port of LA) – 5 min Q & A on this agenda item – 10 min 	Alicia Rivera (Community Organizer, CBE) Chris Chavez (Deputy Policy Director, CCA) Tim DeMoss (Air Quality Supervisor, Port of LA) Committee Members	<ul style="list-style-type: none"> To understand current efforts in the community by CSC members to address air quality concerns
6:40 pm	<ul style="list-style-type: none"> California Air Resources Board (CARB) Actions - Regulations – 5 min Q & A on this agenda item – 25 min Automated License Plate Reader (ALPR) – 5 min Q & A on this agenda item – 5 min 	CARB Staff	<ul style="list-style-type: none"> To understand current regulatory efforts by CARB to address the air quality concerns in this community To provide information on the automated license plate reader
7:20 pm	<ul style="list-style-type: none"> Committee Discussion on the Community Emission Reduction Plan (CERP) – 35 min 	Jo Kay Ghosh (Health Effects Officer, South Coast AQMD) Committee Members	<ul style="list-style-type: none"> To discuss the proposed measures (actions) and begin discussion on goals
7:55 pm	<ul style="list-style-type: none"> Q & A on Community Air Monitoring Plan (CAMP) – 20 min 	Andrea Polidori (Advanced Monitoring Technologies Manager, South Coast AQMD) Committee Members	<ul style="list-style-type: none"> Discuss the Draft CAMP and gather community input
8:15 pm	Next Meeting Topics and Important Reminders – 5 min	Facilitator; Committee Members	
8:20 pm	Public Comment – 10 min	Members of the Public	
8:30 pm	Adjourn		

* Staff is also available for questions after the meeting.



Ley (AB) 617

Iniciativas del Aire en la Comunidad

Wilmington, Carson, West Long Beach
 Reunión del Comité Directivo de la Comunidad #5

Jueves, 9 de Mayo, 2019 — 6:00 p.m. – 8:30 p.m.
 Carson Event Center
 801 E. Carson St., Carson, CA 90745

Hora	Asunto	Presentador	¿Porqué es importante?
5:45 pm	Puertas abiertas		
6:00 pm	<ul style="list-style-type: none"> Comentarios de bienvenida Rompe Hielo Reunion #5 Resumen y Progreso Actual: Lo que hemos hecho hasta ahora – 10 min 	Facilitador; Dulce Altamirano (Residente de Wilmington)	<ul style="list-style-type: none"> Comprender dónde estamos en el desarrollo de los planes comunitarios.
6:10 pm	<ul style="list-style-type: none"> Presentaciones del comité <ul style="list-style-type: none"> Comunidades para un mejor medio ambiente (CBE) – 10 min Coalición para el aire limpio (CCA) – 5 min Puerto de Los Angeles (Port of LA) – 5 min Preguntas y respuestas sobre este tema del programa – 10 min 	Alicia Rivera (Organizador de la comunidad, CBE) Chris Chavez (Director Adjunto de Políticas, CCA) Tim DeMoss (Supervisor de Calidad del Aire, Port of LA) Miembros del Comité	<ul style="list-style-type: none"> Comprender los esfuerzos actuales en la comunidad por parte de los miembros de CSC para abordar los problemas de calidad del aire
6:40 pm	<ul style="list-style-type: none"> Acciones y regulaciones de CARB – 5 min Preguntas y respuestas sobre este tema del programa –25 min Lector automático de matrículas –5 min Preguntas y respuestas sobre este tema del programa – 5 min 	Miembros de CARB	<ul style="list-style-type: none"> Comprender los esfuerzos actuales en la comunidad por parte de CARB para abordar los problemas de calidad del aire Proporciona información sobre tecnología de CARB
7:20 pm	<ul style="list-style-type: none"> Committee Discussion on the Community Emission Reduction Plan (CERP) – 35 min 	Jo Kay Ghosh (Oficial de efectos a la salud, South Coast AQMD) Miembros del Comité	<ul style="list-style-type: none"> Recopilar opiniones de la comunidad sobre las medidas propuestas (acciones) y ayudar a guiar al personal de SCAQMD a redactar el CERP.
7:55 pm	<ul style="list-style-type: none"> Preguntas y respuestas sobre el Proyecto de Plan de Monitoreo de Aire de la Comunidad (CAMP) – 20 min 	Andrea Polidori (Gerente de Mediciones Atmosféricas, South Coast AQMD) Miembros del Comité	<ul style="list-style-type: none"> Recopilar opiniones de la comunidad sobre el CERP
8:15 pm	Recordatorios importantes y próximos pasos – 5 min	Facilitador; Miembros del Comité	
8:20 pm	Comentario publico – 10 min	Miembros del público	
8:30 pm	Fin		

* El personal también está disponible para preguntas después de la reunión.



Assembly Bill (AB) 617 Community Air Initiatives

Wilmington, Carson, West Long Beach Community Steering Committee Meeting #7

Thursday, June 13, 2019 — 6:00 p.m. – 8:30 p.m.
Wilmington Senior Center
1371 Eubank Ave, Wilmington, CA 90744

Time	Item	Presenter	Why is this important?
5:45 pm	Doors open		
6:00 pm	<ul style="list-style-type: none"> Welcoming Remarks Meeting #6 Recap & Current Progress: What we've done so far – 5 min 	Facilitator	<ul style="list-style-type: none"> To understand where we are in developing the community plans
6:05 pm	<ul style="list-style-type: none"> Committee Presenters <ul style="list-style-type: none"> Port of Los Angeles (Port of LA) – 5 min Long Beach Alliance for Children with Asthma (LBACA) – 5 min Coalition for a Safe Environment (CFASE) – 5 min Q & A on this agenda item – 10 min 	Tim DeMoss <i>(Air Quality Supervisor, Port of LA)</i> Sylvia Betancourt <i>(Project Manager, LBACA)</i> Jesse Marquez <i>(Executive Director, CFASE)</i> Committee Members	<ul style="list-style-type: none"> To understand current efforts in the community by CSC members to address air quality concerns
6:30 pm	<ul style="list-style-type: none"> Source Attribution: TAG Meeting Overview – 5 min 	Jill Johnston <i>(Assistant Professor, USC)</i> Uduak-Joe Ntuk <i>(Director of Petroleum Administration, City of Los Angeles)</i>	<ul style="list-style-type: none"> To provide a brief overview of the last TAG meeting
6:35 pm	<ul style="list-style-type: none"> Discuss the Discussion Draft Community Emissions Reduction Plan (CERP) and Measuring Success: Goals* – 10 min Committee Discussion – 40 min 	Jo Kay Ghosh <i>(Director of Community Air Programs, South Coast AQMD)</i> Committee Members	<ul style="list-style-type: none"> To discuss elements of the Discussion Draft CERP and establish goals for measuring success
7:25 pm	<ul style="list-style-type: none"> California Air Resources Board (CARB) Enforcement Actions – 15 min Committee Discussion – 35 min 	CARB Staff South Coast AQMD Staff; CARB Staff; Committee Members	<ul style="list-style-type: none"> To understand current enforcement actions that will be taken by CARB to address the air quality concerns in this community
8:15 pm	Next Meeting Topics and Important Reminders – 5 min	Facilitator Committee Members	
8:20 pm	Public Comment – 10 min	Members of the Public	
8:30 pm	Adjourn		

* Staff is also available for questions after the meeting.



Ley (AB) 617

Iniciativas del Aire en la Comunidad

Wilmington, Carson, West Long Beach
Reunión del Comité Directivo de la Comunidad #7

Jueves, 13 de Junio, 2019 — 6:00 p.m. – 8:30 p.m.
Wilmington Senior Center
1371 Eubank Ave, Wilmington, CA 90744

Hora	Asunto	Presentador	¿Porqué es importante?
5:45 pm	Puertas abiertas		
6:00 pm	<ul style="list-style-type: none"> Comentarios de bienvenida Reunion #5 Resumen y Progreso Actual: Lo que hemos hecho hasta ahora – 5 min 	Facilitador	<ul style="list-style-type: none"> Comprender dónde estamos en el desarrollo de los planes comunitarios.
6:05 pm	<ul style="list-style-type: none"> Presentaciones del comité <ul style="list-style-type: none"> Puerto de Los Ángeles (Port of LA) – 5 min Alianza de Long Beach para Niños con Asma (LBACA) – 5 min Coalición por un Ambiente Seguro (CFASE) – 5 min Preguntas y respuestas sobre este tema del programa – 10 min 	Tim DeMoss (Supervisor de Calidad del Aire, Port of LA) Sylvia Betancourt (Gerente de proyecto, LBACA) Jesse Marquez (Director ejecutivo, CFASE) Miembros del Comité	<ul style="list-style-type: none"> Comprender los esfuerzos actuales en la comunidad por parte de los miembros de CSC para abordar los problemas de calidad del aire
6:35 pm	<ul style="list-style-type: none"> Atribución de la fuente: Descripción general de la reunión del TAG – 5 min 	Jill Johnston (Profesor asistente, USC) Uduak-Joe Ntuk (Director de Administración de Petróleo, Ciudad de Los Angeles)	<ul style="list-style-type: none"> Proporcionar un breve resumen de la última reunión del TAG
6:40 pm	<ul style="list-style-type: none"> Revisar el borrador para discusión del plan de reducción de emisiones de la comunidad (CERP) y medición del éxito: objetivos* – 10 min Discusión con la comité – 40 min 	Jo Kay Ghosh (Directora de Programas Comunitarios del Aire, South Coast AQMD) Miembros del Comité	<ul style="list-style-type: none"> Revisar los elementos del borrador del CERP y establecer metas para medir el éxito
7:25 pm	<ul style="list-style-type: none"> Junta de Recursos del Aire de California (CARB) Acciones de ejecución – 15 min Discusión con la comité – 35 min 	Miembros de CARB Miembros de South Coast AQMD; Miembros de CARB ; Miembros del Comité	<ul style="list-style-type: none"> Comprender las medidas de cumplimiento actuales que tomará CARB para abordar los problemas de calidad del aire en esta comunidad
8:15 pm	Recordatorios importantes y próximos pasos – 5 min	Facilitador Miembros del Comité	
8:20 pm	Comentario publico – 10 min	Miembros del público	
8:30 pm	Fin		

* El personal también está disponible para preguntas después de la reunión.



Assembly Bill (AB) 617 Community Air Initiatives

Wilmington, Carson, West Long Beach
Community Workshop and Community Steering Committee Meeting #8

Thursday, July 11, 2019
Workshop 5:30 – 6:00 p.m.
CSC Meeting 6:00 – 8:30 p.m.
Wilmington Senior Center
1371 Eubank Ave.
Wilmington, CA 90744

Time	Item	Presenter	Why is this important?
5:30 pm	Doors open – Community Workshop – 30 min	Members of the Public	To provide information about: <ul style="list-style-type: none"> • Incentives • Community Emissions Reduction Plan (CERP) • Community Air Monitoring Plan (CAMP)
6:00 pm	<ul style="list-style-type: none"> • Welcoming Remarks • Meeting #7 Recap & Current Progress: What we've done so far – 5 min	Facilitator	To understand where we are in developing the community plans
6:05 pm	<ul style="list-style-type: none"> • California Air Resources Board (CARB) Enforcement Actions – 15 min Committee Discussion <ul style="list-style-type: none"> • – 25 min 	CARB Staff South Coast AQMD Staff; CARB Staff; Committee Members	To understand enforcement actions that will be taken by CARB to address the air quality concerns in this community
6:45 pm	<ul style="list-style-type: none"> • Committee Presenter <ul style="list-style-type: none"> • Marathon Petroleum Company – 5 min Q & A on this agenda item – 10 min	Susan Stark <i>(Regulatory Affairs Manager, Marathon Petroleum Company)</i> Committee Members	To understand current efforts in the community by CSC members to address air quality concerns
7:00 pm	<ul style="list-style-type: none"> • Discussion Draft Community Emissions Reduction Plan (CERP) Update - Comments Received* – 10 min Committee Discussion – 40 min	Jo Kay Ghosh <i>(Director of Community Air Programs, South Coast AQMD)</i> Committee Members	To provide an update on revisions of the Discussion Draft CERP based on committee feedback and comments received
7:50 pm	<ul style="list-style-type: none"> • Community Air Monitoring Update* – 10 min Committee Discussion – 15 min	Payam Pakbin <i>(Advanced Monitoring Technologies Program Supervisor, South Coast AQMD)</i> Committee Members	To provide an update on the current monitoring efforts being deployed as described in the CAMP
8:15 pm	Next Meeting Topics and Important Reminders – 5 min	Facilitator Committee Members	
8:20 pm	Public Comment – 10 min	Members of the Public	
8:30 pm	Adjourn		

* Staff is also available for questions after the meeting.



Ley (AB) 617

Iniciativas del Aire en la Comunidad

Wilmington, Carson, West Long Beach
Taller Comunitario y Reunión del Comité Directivo de la Comunidad #8

Jueves, 11 de Julio, 2019
Taller 5:30 – 6:00 p.m.
Reunion 6:00 – 8:30 p.m.
Wilmington Senior Center
1371 Eubank Ave.
Wilmington, CA 90744

Hora	Asunto	Presentador	¿Porqué es importante?
5:30 pm	Puertas Abiertas – Taller Comunitaria – 30 min	Miembros del Publico	Para proveer información sobre: <ul style="list-style-type: none"> • Incentivos • Plan de Reducción de Emisiones de la Comunidad (CERP) • Plan de Monitoreo de Aire Comunitario (CAMP)
6:00 pm	<ul style="list-style-type: none"> • Comentarios de bienvenida • Reunion #5 Resumen y Progreso Actual: Lo que hemos hecho hasta ahora – 5 min	Facilitador	Comprender dónde estamos en el desarrollo de los planes comunitarios.
6:05 pm	<ul style="list-style-type: none"> • Junta de Recursos del Aire de California (CARB) Acciones de ejecución – 15 min Discusión con la comité – 25 min	Miembros de CARB Miembros de South Coast AQMD; Miembros de CARB ; Miembros del Comité	Comprender las medidas de cumplimiento actuales que tomará CARB para abordar los problemas de calidad del aire en esta comunidad
6:45 pm	Precentacion del Comité <ul style="list-style-type: none"> • Marathon Petroleum Company – 5 min Preguntas y respuestas sobre este tema – 10 min	Susan Stark <i>(Directora de asuntos regulatorios, Marathon Petroleum Company)</i> Miembros del Comité	Comprender los esfuerzos actuales en la comunidad por parte de los miembros de CSC para abordar los problemas de calidad del aire
7:00 pm	<ul style="list-style-type: none"> • Revisar el borrador del plan de reducción de emisiones de la comunidad (CERP) comentarios rec bidos* – 10 min Discusión con el comité – 40 min	Jo Kay Ghosh <i>(Directora de Programas Comunitarios del Aire, South Coast AQMD)</i> Miembros del Comité	Revisar el borrador del CERP basado en los comentario del comité que se han rec bido
7:50 pm	<ul style="list-style-type: none"> • Actualización de monitoreo de aire de la comunidad * – 10 min Discusión con la comité – 15 min	Payam Pakbin <i>(Supervisor del Programa de Tecnologías de Monitoreo Avanzado, South Coast AQMD)</i> Miembros del Comité	Discutir los esfuerzos de monitoreo actuales se están desplegando como se describe en el CAMP
8:15 pm	Recordatorios importantes y próximos pasos – 5 min	Facilitador Miembros del Comité	
8:20 pm	Comentario publico – 10 min	Miembros del Publico	
8:30 pm	Fin		

* El personal también está disponible para preguntas después de la reunión.



Assembly Bill (AB) 617 Community Air Initiatives

Wilmington, Carson, West Long Beach Community Steering Committee Meeting #9

Wednesday, August 7, 2019
CSC Meeting 10:00 a.m. – 12:30 p.m.
Carson Event Center
801 E. Carson St., Carson, CA 90745

Time	Item	Presenter	Why is this important?
9:30 am	• Doors Open		
10:00 am	<ul style="list-style-type: none"> • Welcoming Remarks • Announcements • Meeting #8 Recap & Current Progress: What we've done so far – 15 min 	Facilitator	To understand where we are in developing the community plans
10:15 am	<ul style="list-style-type: none"> • Stationary Source Committee Meeting Recap and Governing Board Process Overview – 15 min <p>Committee Discussion – 10 min</p>	Jo Kay Ghosh <i>(Director of Community Air Programs, South Coast AQMD)</i> Committee Members	To provide a recap of the Stationary Source Committee Meeting and provide information on the Governing Board process
10:40 am	<ul style="list-style-type: none"> • Draft Community Emissions Reduction Plan (CERP) and Emissions Reduction Targets* – 20 min <p>Committee Discussion – 45 min</p>	Jo Kay Ghosh <i>(Director of Community Air Programs, South Coast AQMD)</i> Committee Members	<p>To provide an update on revisions of the Draft CERP based on comments received</p> <p>To provide information on the emissions reduction targets</p>
11:45 am	<ul style="list-style-type: none"> • Community Air Monitoring Highlights* – 10 min <p>Committee Discussion – 15 min</p>	Payam Pakbin <i>(Advanced Monitoring Technologies Program Supervisor, South Coast AQMD)</i> Committee Members	To provide an update on the current monitoring efforts being deployed in the community
12:10 pm	Next Meeting Topics and Important Reminders – 5 min	Facilitator Committee Members	
12:15 pm	Public Comment – 15 min	Members of the Public	
12:30 pm	Adjourn		

* Staff is also available for questions after the meeting.



Ley (AB) 617

Iniciativas del Aire en la Comunidad

Wilmington, Carson, West Long Beach
 Reunión del Comité Directivo de la Comunidad #9

Miércoles, 7 de Agosto, 2019
 Reunion 10:00 a.m – 12:30 p.m.
 Carson Event Center
 801 E. Carson St., Carson, CA 90745

Hora	Asunto	Presentador	¿Porqué es importante?
9:30 am	Puertas Abiertas		
10:00 am	<ul style="list-style-type: none"> Comentarios de bienvenida Anuncios Reunion #8 Resumen y Progreso Actual: Lo que hemos hecho hasta ahora – 15 min	Facilitador	Comprender dónde estamos en el desarrollo de los planes comunitarios
10:15 am	<ul style="list-style-type: none"> Resumen de la reunión del Comité de fuente estacionaria y resumen del proceso de la Junta de Gobierno – 15 min Discusión con la comité – 10 min	Jo Kay Ghosh <i>(Directora de Programas Comunitarios del Aire, South Coast AQMD)</i> Miembros del Comité	Discutir el resumen de la reunión del Comité de fuente estacionaria y proporcionar información sobre el proceso de la Junta de Gobierno
10:40 am	<ul style="list-style-type: none"> Revisar el borrador del plan de reducción de emisiones de la comunidad (CERP) y objetivos de reducción de emisiones – 20 min Discusión con el comité – 45 min	Jo Kay Ghosh <i>(Directora de Programas Comunitarios del Aire, South Coast AQMD)</i> Miembros del Comité	Revisar el borrador del CERP basado en los comentario del comité que se han recibido Para proporcionar información sobre los objetivos de reducción de emisiones
11:45 am	<ul style="list-style-type: none"> Puntos que sobresalen del monitoreo del aire de la comunidad* – 10 min Discusión con el comité – 15 min	Payam Pakbin <i>(Supervisor del Programa de Tecnologías de Monitoreo Avanzado, South Coast AQMD)</i> Miembros del Comité	Discutir los esfuerzos de monitoreo actuales que se están desplegando en la comunidad
12:10 pm	Recordatorios importantes y próximos pasos – 5 min	Facilitador Miembros del Comité	
12:15 pm	Comentario publico – 15 min	Miembros del Publico	
12:30 pm	Fin		

* El personal también está disponible para preguntas después de la reunión



AB 617: Community Meeting -- Wilmington, Carson, and West Long Beach -- October 2, 2018 -- 6:00 to 8:00PM

Wilmington Senior Center

1371 Eubank Ave, Wilmington, CA 90744

SIGNING YOUR NAME IS VOLUNTARY AND IS NOT REQUIRED TO ATTEND THIS MEETING

Cualquier persona puede participar en esta reunión sin necesidad de proveer la información requerida en este documento

PLEASE PRINT CLEARLY, AND COMPLETE ALL SECTIONS

POR FAVOR ESCRIBA CLARAMENTE Y COMPLETA TODAS LAS SECCIONES

	Name Nombre	Title Título	Affiliation / Organization Afilación / Organización	Email Correo Electrónico	Phone Teléfono	Address/City/Zip Dirección/Ciudad/Código Postal
1	Flavio Mercado	Community Resident	C.F.A. SE.			
2	McKina Alexander	Assoc. Planner	City of Carson			
3	Abrahamowitz Mark Abrahamowitz	Board Consultant	SCAQMD (Dir. 6402)			
4	Maria Garcia	CHW	LBACA			
5	Irene Mineses	CHW	LBACA			
6	B. THEART	E.D.	USUETS			
7	Nina Salvador	PHA	CLB Health			
8	Nancy Risch					
9	RICHARD HAVENICH	Coastal SP NC				
10	Bryan Hardwick	Environmental Advisor				



AB 617: Community Meeting -- Wilmington, Carson, and West Long Beach -- October 2, 2018 -- 6:00 to 8:00PM

Wilmington Senior Center

1371 Eubank Ave, Wilmington, CA 90744

SIGNING YOUR NAME IS VOLUNTARY AND IS NOT REQUIRED TO ATTEND THIS MEETING

Cualquier persona puede participar en esta reunión sin necesidad de proveer la información requerida en este documento

PLEASE PRINT CLEARLY, AND COMPLETE ALL SECTIONS

POR FAVOR ESCRIBA CLARAMENTE Y COMPLETA TODAS LAS SECCIONES

	Name Nombre	Title Título	Affiliation / Organization Afilación / Organización	Email Correo Electrónico	Phone Teléfono	Address/City/Zip Dirección/Ciudad/Código Postal
1	Juanita Navarajo	Retiree	Resident			
2	Lucia Moreno	Ret - Linan	Resident			
3	Roy Hernandez	EHS Manager	SA Recycling			
4	Vilma Gonzalez					
5	Ada Carson	Principal Engineer	Davenport Engineer			
6	Sylvia Betancourt	Mgr	CBACA			
7	Loren Hansen	PRINCIPAL	WILMINGTON PACK ELEMENTARY			
8	Natalie Irwin	Env. manager	Valero			
9	ANA Mejia	Secretary	Resident			
10	Heleena RAZCOB	CHW	Resident			

+Heleena



AB 617: Community Meeting -- Wilmington, Carson, and West Long Beach -- October 2, 2018 -- 6:00 to 8:00PM

Wilmington Senior Center

1371 Eubank Ave, Wilmington, CA 90744

SIGNING YOUR NAME IS VOLUNTARY AND IS NOT REQUIRED TO ATTEND THIS MEETING

Cualquier persona puede participar en esta reunión sin necesidad de proveer la información requerida en este documento

PLEASE PRINT CLEARLY, AND COMPLETE ALL SECTIONS

POR FAVOR ESCRIBA CLARAMENTE Y COMPLETA TODAS LAS SECCIONES

	Name Nombre	Title Título	Affiliation / Organization Afilación / Organización	Email Correo Electrónico	Phone Teléfono	Address/City/Zip Dirección/Ciudad/Código Postal
1	Mark Friedman	Teacher	Torrance Keymerz Athan			
2	Thomas Jelenic		POLSA			
3	Dax					
4	Janet Whittick	ccceb	—			
5	Kelya Lucas					
6	DAN HOFFMAN		Wilm Chamber			
7	Stephanie Cadena	AS Planner	Gateway Cities COG			
8	Selene Zazveta		LBACA			
9	Ernie Marsell					
10	Fx P. Koons	President	Philippine Action Group for the Environment			



AB 617: Community Meeting -- Wilmington, Carson, and West Long Beach -- October 2, 2018 -- 6:00 to 8:00PM

Wilmington Senior Center

1371 Eubank Ave, Wilmington, CA 90744

SIGNING YOUR NAME IS VOLUNTARY AND IS NOT REQUIRED TO ATTEND THIS MEETING

Cualquier persona puede participar en esta reunión sin necesidad de proveer la información requerida en este documento

PLEASE PRINT CLEARLY, AND COMPLETE ALL SECTIONS

POR FAVOR ESCRIBA CLARAMENTE Y COMPLETA TODAS LAS SECCIONES

	Name Nombre	Title Título	Affiliation / Organization Afilación / Organización	Email Correo Electrónico	Phone Teléfono	Address/City/Zip Dirección/Ciudad/Código Postal
1	Jessica Figueroa	Community Health Worker	CBACIA			
2	Phaktrafuch	Club	CBACIA			
3	Robert Silence					
4	Jayde H		SBCC			
5	OTIS Cliaff		PHL			
6	Margali Sanchez	Community Hall resident	EMERGE			
7	JAMES TALAVERA	ENV. ENGR. ASSOCIATE	LADWP			
8	TIM DEMISS	Air Quality Sprinkler	POCA			
9	Ken Davis	Golfers Assoc.	Marathon			
10	Edith Moreno					



AB 617: Community Meeting -- Wilmington, Carson, and West Long Beach -- October 2, 2018 -- 6:00 to 8:00PM

Wilmington Senior Center

1371 Eubank Ave, Wilmington, CA 90744

SIGNING YOUR NAME IS VOLUNTARY AND IS NOT REQUIRED TO ATTEND THIS MEETING

Cualquier persona puede participar en esta reunión sin necesidad de proveer la información requerida en este documento

PLEASE PRINT CLEARLY, AND COMPLETE ALL SECTIONS

POR FAVOR ESCRIBA CLARAMENTE Y COMPLETA TODAS LAS SECCIONES

	Name Nombre	Title Título	Affiliation / Organization Afilación / Organización	Email Correo Electrónico	Phone Teléfono	Address/City/Zip Dirección/Ciudad/Código Postal
1	Haydee Hart	Parent Center Carson HS	CARSON HS			
2	Phuong Nguyen	Teacher Librarian	Carson HS			
3	Juan Conde	community organizer	SBCC			
4	Duce					
5	Angie Barboza	Community Health Worker	Public Health			
6	Tammy Pham	community youth member	CBE			
7	Georgia Bernal	community youth member	CBE			
8	William A. Koons	Retired Engineer	CA4T			
9	CAIR					
10	Patricia Rodriguez	Resident				



AB 617: Community Meeting -- Wilmington, Carson, and West Long Beach -- October 2, 2018 -- 6:00 to 8:00PM

Wilmington Senior Center

1371 Eubank Ave, Wilmington, CA 90744

SIGNING YOUR NAME IS VOLUNTARY AND IS NOT REQUIRED TO ATTEND THIS MEETING

Cualquier persona puede participar en esta reunión sin necesidad de proveer la información requerida en este documento

PLEASE PRINT CLEARLY, AND COMPLETE ALL SECTIONS

POR FAVOR ESCRIBA CLARAMENTE Y COMPLETA TODAS LAS SECCIONES

	Name Nombre	Title Título	Affiliation / Organization Afiliación / Organización	Email Correo Electrónico	Phone Teléfono	Address/City/Zip Dirección/Ciudad/Código Postal
1	Julia Scoville	Resident				
2	Ashley Hernandez	Resident	CBE			
3	River Alicia	organizer	CBE			
4	Sandra Fances		SBCC			
5	Uduak-Joe Ntute	Petroleum Administrator	City of LA			
6	Karl Lamy	District Mgr	Montrose Env.			
7	Steve Solas	Resident	Home owner			
8	Janet Scully	Program. mgr	LAC DPH			
9	Art 6					
10	Roberto Moreno					



AB 617: Community Meeting -- Wilmington, Carson, and West Long Beach -- October 2, 2018 -- 6:00 to 8:00PM

Wilmington Senior Center

1371 Eubank Ave, Wilmington, CA 90744

SIGNING YOUR NAME IS VOLUNTARY AND IS NOT REQUIRED TO ATTEND THIS MEETING

Cualquier persona puede participar en esta reunión sin necesidad de proveer la información requerida en este documento

PLEASE PRINT CLEARLY, AND COMPLETE ALL SECTIONS

POR FAVOR ESCRIBA CLARAMENTE Y COMPLETA TODAS LAS SECCIONES

	Name Nombre	Title Título	Affiliation / Organization Afilación / Organización	Email Correo Electrónico	Phone Teléfono	Address/City/Zip Dirección/Ciudad/Código Postal
1	Jasmine Hall		MSC	[REDACTED]		
2						
3						
4						
5						
6						
7						
8						
9						
10						



AB 617: Community Meeting -- Wilmington, Carson, and West Long Beach -- October 2, 2018 -- 6:00 to 8:00PM

Wilmington Senior Center

1371 Eubank Ave, Wilmington, CA 90744

SIGNING YOUR NAME IS VOLUNTARY AND IS NOT REQUIRED TO ATTEND THIS MEETING

Cualquier persona puede participar en esta reunión sin necesidad de proveer la información requerida en este documento

PLEASE PRINT CLEARLY, AND COMPLETE ALL SECTIONS

POR FAVOR ESCRIBA CLARAMENTE Y COMPLETA TODAS LAS SECCIONES

	Name Nombre	Title Título	Affiliation / Organization Afilación / Organización	Email Correo Electrónico	Phone Teléfono	Address/City/Zip Dirección/Ciudad/Código Postal
1	Irene Buzga	Policy Advisor	EDF	[REDACTED]		
2	Breanna Amuziligo	N/A	MPH	[REDACTED]		
3						
4						
5						
6						
7						
8						
9						
10						



AB 617: Community Meeting -- Wilmington, Carson, and West Long Beach -- October 2, 2018 -- 6:00 to 8:00PM

Wilmington Senior Center

1371 Eubank Ave, Wilmington, CA 90744

SIGNING YOUR NAME IS VOLUNTARY AND IS NOT REQUIRED TO ATTEND THIS MEETING

Cualquier persona puede participar en esta reunión sin necesidad de proveer la información requerida en este documento

PLEASE PRINT CLEARLY, AND COMPLETE ALL SECTIONS

POR FAVOR ESCRIBA CLARAMENTE Y COMPLETA TODAS LAS SECCIONES

	Name Nombre	Title Título	Affiliation / Organization Afilación / Organización	Email Correo Electrónico	Phone Teléfono	Address/City/Zip Dirección/Ciudad/Código Postal
1	Maribel Alejandre	EPP Program Manager	SBCC			
2	Pedro Lizardo	Student +				
3	ZITA VILLAMEL		LBACA			
4	SOSANU TRICIHARD	/	/			
5						
6						
7						
8						
9						
10						

Craig T. Sakamoto
Regulatory Strategist



www.pbfenergy.com



YASAMAN AZAR HOUSHANG
ENVIRONMENTAL SPECIALIST I




CONGRESSWOMAN NANETTE DIAZ BARRAGÁN
44TH DISTRICT, CALIFORNIA

GABRIELA CID
FIELD REPRESENTATIVE
HABLO ESPAÑOL



Gabriela Medina
District Director

Joe Buscaino
Councilmember, 15th District
City of Los Angeles



LA15th.com



MIKE A. GIPSON
ASSEMBLYMEMBER, 64TH DISTRICT

VICTOR IBARRA
FIELD REPRESENTATIVE

CAPITOL OFFICE DISTRICT OFFICE



A Sempra Energy utility

Edith Moreno

Sr. Environmental Policy Advisor
Energy and Environmental Affairs



Department of Public Works
LA Sanitation



THEODORE HIGGINS
Chief Environmental Compliance Inspector I
FOG Group

Industrial Waste Management Division



WILSON TRUONG
Account Manager




IMPRENTE
COMMUNICATIONS GROUP
PUBLIC AFFAIRS | CAMPAIGNS | ETHNIC MARKETING




Coalition For A Safe Environment

Jesse N. Marquez
Executive Director



CEA CALIFORNIA
ENVIRONMENTAL
ASSOCIATES

PETER OKUROWSKI
DIRECTOR





CALIFORNIA
RESOURCES CORPORATION

Kristy Monji
Environmental Specialist



CALIFORNIA
AIR RESOURCES BOARD

David Salardino, Manager
State Strategy Section
Community Planning Branch
Office of Community Air Protection

BLUE REVOLUTION



Carrie Scoville
Delegate, Assembly District 70
San Pedro



TEJA GANAPA
ENVIRONMENTAL ENGINEER



V&M
AEROSPACE

DENNIS COLBERT Plant Manager



Susan R. Stark
Regulatory Affairs Senior
Manager

Andeavor



**ENVIRONMENT
& HEALTH**

Glenn C. England
Principal Consultant

DAVENPORT ENGINEERING, INC.
Davenport
ENVIRONMENTAL SERVICES

Ada W. Carson | Principal Engineer

Morgan Caswell, MPH
Environmental Specialist Associate
Environmental Planning



Port of
LONG BEACH
The Green Port

City of Long Beach Harbor Department



Olga G. Chavez
Senior Government &
Public Affairs Specialist

Andeavor



Cody Rosenfield
Policy Associate

**COALITION FOR
CLEAN AIR**



Kenneth G. Fisher
CED Lead Teacher
Long Beach Unified School District



Katherine Durke
Principal
George De La Torre Jr. Elementary School

Los Angeles Unified School District
Educational Service Center - South



SANITATION DISTRICTS OF LOS ANGELES COUNTY



FRANK R. CAPONI, P.E.
Division Engineer
Head, Air Quality Engineering




www.breathela.org

NELLY NIEBLAS, MPA
Manager of Public Policy & Advocacy

Protecting the Breath of Life Since 1903



Terry Allen
State Strategy Section
Community Planning Branch
Office of Community Air Protection





AB 617: Wilmington Community Steering Committee Meeting

Tuesday, October 30, 2018

Wilmington Senior Citizen Center

1371 Eubank Ave., Wilmington, CA 90744

SIGNING YOUR NAME IS VOLUNTARY AND IS NOT REQUIRED TO ATTEND THIS MEETING

Cualquier persona puede participar en esta reunión sin necesidad de proveer la información requerida en este documento

PLEASE PRINT CLEARLY, AND COMPLETE ALL SECTIONS

POR FAVOR ESCRIBA CLARAMENTE Y COMPLETA TODAS LAS SECCIONES

	Name Nombre	Title Título	Affiliation / Organization Afilación / Organización	Email Correo Electrónico	Phone Teléfono	Address/City/Zip Dirección/Ciudad/Código Postal
1	Tom Gross	mgr polici	SCE			
2	Alicia Rivera	organizer	CBE			
3	Fran Avencio		CARB			
4	REHAB HAVENICK	coastal SP NC				
5	Kim Wike	Wilmington neighborhood council				
6	Danielle Robinson	ARB ARE	CARB			
7	Roy Hernandez	Manager EHS				
8	Susan Stoh		Marathon			
9						
10						



AB 617: Wilmington Community Steering Committee Meeting

Tuesday, October 30, 2018

Wilmington Senior Citizen Center

1371 Eubank Ave., Wilmington, CA 90744

SIGNING YOUR NAME IS VOLUNTARY AND IS NOT REQUIRED TO ATTEND THIS MEETING

Cualquier persona puede participar en esta reunión sin necesidad de proveer la información requerida en este documento

PLEASE PRINT CLEARLY, AND COMPLETE ALL SECTIONS

POR FAVOR ESCRIBA CLARAMENTE Y COMPLETA TODAS LAS SECCIONES

	Name Nombre	Title Título	Affiliation / Organization Afilación / Organización	Email Correo Electrónico	Phone Teléfono	Address/City/Zip Dirección/Ciudad/Código Postal
1	THEODORE HIGGINS	CHIEF ENV. COMPLIANCE Insp	CITY OF LOS			
2	Cory Shumaker	Development Specialist	California Hydrogen Business Council			
3	Ray Chung	Executive Director	Smart BURLA			
4	JEREMY MARQUEZ	EXECUTIVE DIRECTOR	COMMITTEE FOR A SAFE ENVIRONMENT			
5	Manu Lopez	Community Volunteer	LBMA			
6	Clark Ajwani	Civil Engineer	LA County Public Works			
7	Stephanie Cadena	ASST Planner	Gateway Cities COG.			
8	Magali S.	resident				
9						
10						



AB 617: Wilmington Community Steering Committee Meeting

Tuesday, October 30, 2018

Wilmington Senior Citizen Center

1371 Eubank Ave., Wilmington, CA 90744

SIGNING YOUR NAME IS VOLUNTARY AND IS NOT REQUIRED TO ATTEND THIS MEETING

Cualquier persona puede participar en esta reunión sin necesidad de proveer la información requerida en este documento

PLEASE PRINT CLEARLY, AND COMPLETE ALL SECTIONS

POR FAVOR ESCRIBA CLARAMENTE Y COMPLETA TODAS LAS SECCIONES

	Name Nombre	Title Título	Affiliation / Organization Afilación / Organización	Email Correo Electrónico	Phone Teléfono	Address/City/Zip Dirección/Ciudad/Código Postal
1	Karina Simpson	Environmental Engineer	City of LA			
2	ROBERT SILENCE	ENGINEER	SELF			
3	Antonio Morales	Air Resources Engineer	CARB			
4	Jeremy Smith	Asst Air Pollution Specialist	CARB			
5	Jessica Figueroa	Community Health Worker	LBACA			
6	Maria Garcia	Community Health Worker	LBACA			
7	HARVEY EDER	Ex Dir/Edr. PSP PUBLIC SCAFFOLD COALITION + MEMBERS NOT TAKEN FOR SC STERRA CUR	1223 WILSON BLVD SANTA MONICA CA 90403			
8	Mary McDonald	physician	INTINSILK			
9	Fe P. Kang	President	Phil. Action Group for the Environment			
10						



AB 617: Wilmington Community Steering Committee Meeting

Tuesday, October 30, 2018

Wilmington Senior Citizen Center

1371 Eubank Ave., Wilmington, CA 90744

SIGNING YOUR NAME IS VOLUNTARY AND IS NOT REQUIRED TO ATTEND THIS MEETING

Cualquier persona puede participar en esta reunión sin necesidad de proveer la información requerida en este documento

PLEASE PRINT CLEARLY, AND COMPLETE ALL SECTIONS

POR FAVOR ESCRIBA CLARAMENTE Y COMPLETA TODAS LAS SECCIONES

	Name Nombre	Title Título	Affiliation / Organization Afilación / Organización	Email Correo Electrónico	Phone Teléfono	Address/City/Zip Dirección/Ciudad/Código Postal
1	<i>[Handwritten Signature]</i>		<i>[Handwritten Signature]</i>			
2	<i>Rick Pulido</i>					
3	<i>Barb DeKiddler</i>		<i>LACDPH</i>			
4						
5						
6						
7						
8						
9						
10						

NAME

ORGANIZATION

EMAIL

Krag Peterson

Cooper Environmental

Joan Greenwood

Wrigley Area Neighborhood
Alliance (WAN)

Nancy Risch

WAN





Fernando Navarrete
Field Deputy

Joe Buscaino
Councilmember, 15th District
City of Los Angeles

LA15th.com



California Environmental Protection Agency
Air Resources Board
MSCD / On-Road Controls Branch

Doug Thompson
Manager, Incentives Oversight Section



Department of Public Works
LA Sanitation



Karina Simpson
Associate Environmental Engineer

Industrial Waste Management Division
Engineering Services Group



California Council
for Environmental
& Economic Balance



Devin P. Richards, MSc.
Policy Analyst

Morgan Caswell, MPH

Environmental Specialist Associate
Environmental Planning



Port of
LONG BEACH
The Green Port

City of Long Beach Harbor Department



Rogelio (Roy) Hernandez
Port Region EHS Manager/FSO

GOT SCRAP?®
www.sarecycling.com



LOS ANGELES MARITIME INSTITUTE

CAPTAIN BRUCE D. HEYMAN
EXECUTIVE DIRECTOR

*Educational character-building and sail training for youth aboard
Tall Ships Exy Johnson, Irving Johnson and Swift of Ipswich*

CALIFORNIA
Small Business **Alliance**
Dedicated to Environmental Progress and Economic Growth

W.R. "Bill" La Marr
Executive Director

Joan V. Greenwood



Wrigley Area Neighborhood Alliance
(WANA)



Terry Allen
State Strategy Section
Community Planning Branch
Office of Community Air Protection

M. Scott Weaver

Principal

Ramboll

www.ramboll.com



JAMES RONALD C. TALAVERA
ENVIRONMENTAL ENGINEERING ASSOCIATE

OFFICE OF SUSTAINABILITY



Los Angeles
County
Business
Federation

Strengthening the Voice of Business

bizfed.org
twitter.com/@bizfed
facebook.com/bizfed

Sarah Wiltfong
Policy Manager

Public Solar Power Coalition

HARVEY EDER/DIRECTOR

THE SUN MAKES THE WIND BLOW, WATER FLOW & PLANTS GROW IT'S
THE ENGINE OF OUR ECOSYSTEM/THE WAY THE WORLD WORKS



ENGINEERING, LLC
www.YorkeEngr.com

*Air Quality &
Environmental Services*

Anne McQueen, PhD, PE
Principal Engineer

Peter Herzog

Assistant Director of Legislative Affairs

NAIOP

COMMERCIAL REAL ESTATE
DEVELOPMENT ASSOCIATION
SOCAL CHAPTER



MIKE A. GIPSON
ASSEMBLYMEMBER, 64TH DISTRICT

VICTOR IBARRA
FIELD REPRESENTATIVE



Department of Public Works
LA Sanitation







THEODORE HIGGINS
Chief Environmental Compliance Inspector I
FOG Group

AB 617: Community Meeting -- Willimington/Carson/West Long Beach

January 10, 2019 -- 9:30 AM to 11:30 AM

Carson Community Center

Affiliation	Primary	Alternate	Signature
Community Organization			
Century Villages at Cabrillo	Jeffery Tate		
Coalition for a Safe Environment	Jesse Marquez	Rick Pulido	
Communities for a Better Environment	Alicia Rivera	Ashley Hernandez	
Long Beach Alliance for Children with Asthma	Sylvia Betancourt	Maria Reyes	
Los Cerritos Neighborhood Association	Gary Hamrick	Joe Hower	
Philippine Action Group for the Environment	Fe P. Koons	Jesse F. Koons	Fe P. Koons
SBCC Thrive LA	Maribel Alejandre	Leticia Herrera	
Active Resident (city indicated below)			
Carson	Daniel Toledo		
Carson	Sergio Franco		
Carson	Joseph Luis Piñon	Yasaman Houshang	
Carson	William Koons		
West Long Beach	Christopher Chavez	Pastor Anthony Quezada	
West Long Beach	Jacob Broderick	Emelio Ramirez	
West Long Beach	Ron Batiste		Ronald P. Batiste
West Long Beach	Whitney Amaya		
Wilmington	Salvador Lara		
Wilmington	Flavio Mercado		

Wilmington	Dulce Altamirano		
Wilmington	Magali Sanchez-Hall	Silva Arredondo	
Agency or school, university or hospital			
City of Carson	Saied Naaseh	McKina Alexander	
City of Los Angeles	Uduak-Joe Ntuk	Erica Blyther	
Gulf Avenue Elementary School	Linda Bassett	Esperanza Romero	
LA County Public Health	Matt Baca	Janet Scully	
Long Beach Public Health	Nelson Kerr	Judeth Luong	
Long Beach Unified School District	Brooke Murray		
Port of Los Angeles	Tim DeMoss	Amber Coluso	
University of Southern California	Jill Johnston		
Business, business organization, or labor organization			
Carson Chamber of Commerce	John Wogan		Janet Grothe
Long Beach Area Chamber of Commerce	Jeremy Harris	Brissa Sotelo	
Wilmington Chamber of Commerce	Dan Hoffman	Cecilia Moreno	
Refinery - Marathon	Ken Dami	Olga Chavez	
Rail - Union Pacific	Lupe Valdez		
Trucking - Yusen Logistics	Cameron D. Smith	Nikki Nguyen	
Labor - USW Local 675	Pat Patterson		

g. Janet.d.grothe@pob.com

AB 617: Community Meeting -- Wilmington/Carson/West Long Beach

January 10, 2019 -- 9:30 AM to 11:30 AM

Carson Community Center


Affiliation	Primary	Alternate	Signature
Community Organization			
Century Villages at Cabrillo	Jeffery Tate		
Coalition for a Safe Environment	Jesse Marquez	Rick Pulido	<i>Jesse Marquez</i>
Communities for a Better Environment	Alicia Rivera	Ashley Hernandez	<i>Ashley Hernandez</i>
Long Beach Alliance for Children with Asthma	Sylvia Betancourt	Maria Reyes	<i>Maria Reyes</i>
Los Cerritos Neighborhood Association	Gary Hamrick	Joe Hower	<i>Joe Hower</i>
Philippine Action Group for the Environment	Fe P. Koons		
SBCC Thrive LA	Maribel Alejandre	Leticia Herrera	<i>Leticia Herrera</i>
Active Resident (city indicated below)			
Carson	Daniel Toledo		
Carson	Sergio Franco		<i>Sergio Franco</i>
Carson	Joseph Luis Piñon	Yasaman Houshang	
Carson	William Koons		<i>William Koons</i>
West Long Beach	Christopher Chavez	Pastor Anthony Quezada	<i>Christopher Chavez</i>
West Long Beach	Jacob Broderick	Emelio Ramirez	<i>Jacob Broderick</i>
West Long Beach	Ron Batiste		<i>Ron Batiste</i>
West Long Beach	Whitney Amaya		<i>Whitney Amaya</i>
Wilmington	Salvador Lara		<i>Salvador Lara</i>
Wilmington	Flavio Mercado		

AB 617: Community Meeting -- Wilmington/Carson/West Long Beach

January 10, 2019 -- 9:30 AM to 11:30 AM

Carson Community Center

Affiliation	Primary	Alternate	Signature
Community Organization			
Century Villages at Cabrillo	Jeffery Tate		
Coalition for a Safe Environment	Jesse Marquez	Rick Pulido	
Communities for a Better Environment	Alicia Rivera	Ashley Hernandez	
Long Beach Alliance for Children with Asthma	Sylvia Betancourt	Maria Reyes	
Los Cerritos Neighborhood Association	Gary Hamrick	Joe Hower	
Philippine Action Group for the Environment	Fe P. Koons		
SBCC Thrive LA	Maribel Alejandre	Leticia Herrera	
Active Resident (city indicated below)			
Carson	Daniel Toledo		
Carson	Sergio Franco		
Carson	Joseph Luis Piñon	Yasaman Houshang	
Carson	William Koons		
West Long Beach	Christopher Chavez	Pastor Anthony Quezada	
West Long Beach	Jacob Broderick	Emelio Ramirez	
West Long Beach	Ron Batiste		
West Long Beach	Whitney Amaya		
Wilmington	Salvador Lara		
Wilmington	Flavio Mercado		

Wilmington	Dulce Altamirano		
Wilmington	Magali Sanchez-Hall	Silva Arredondo	
Agency or school, university or hospital			
City of Carson	Saied Naaseh	McKina Alexander	
City of Los Angeles	Uduak-Joe Ntuk	Erica Blyther	
Gulf Avenue Elementary School	Linda Bassett	Esperanza Romero	
LA County Public Health	Matt Baca	Janet Scully	
Long Beach Public Health	Nelson Kerr	Judeth Luong	
Long Beach Unified School District	Brooke Murray		
Port of Los Angeles	Tim DeMoss	Amber Coluso	
University of Southern California	Jill Johnston		
Business, business organization, or labor organization			
Carson Chamber of Commerce	John Wogan		
Long Beach Area Chamber of Commerce	Jeremy Harris	Brissa Sotelo	
Wilmington Chamber of Commerce	Dan Hoffman	Cecilia Moreno	
Refinery - Marathon	Ken Dami	Olga Chavez	
Rail - Union Pacific	Lupe Valdez		
Trucking - Yusen Logistics	Cameron D. Smith	Nikki Nguyen	
Labor - USW Local 675	Pat Patterson		



AB 617: Community Meeting -- Wilmington/Carson/West Long Beach -- January 10, 2019 -- 9:30 to 11:30 AM

Carson Community Center

801 E. Carson St., Carson, CA 90745

SIGNING YOUR NAME IS VOLUNTARY AND IS NOT REQUIRED TO ATTEND THIS MEETING

Cualquier persona puede participar en esta reunión sin necesidad de proveer la información requerida en este documento

PLEASE PRINT CLEARLY, AND COMPLETE ALL SECTIONS

POR FAVOR ESCRIBA CLARAMENTE Y COMPLETA TODAS LAS SECCIONES

	Name Nombre	Title Título	Affiliation / Organization Afiliación / Organización	Email Correo Electrónico	Phone Teléfono	Address/City/Zip Dirección/Ciudad/Código Postal
1	MARCO CUCUAS	Community Dev. PLANNER	CITY OF PARAMOUNT			
2	Mardene Sanchez		LBMA			
3	Cody Rosenfield	Policy Associate	Coalition for Clean air			
4	Jesse Koons					
5	Chris Latt					
6	RYAN ATENO	:	CARB			
7	Susan Yi		LBMA			
8	Evelyn Hernandez		Wilmington Comm. Dev.			
9	Greg Roche		clean Energy			
10	Patty Senecal		WSPA			



* wants alternate form.



AB 617: Community Meeting -- Wilmington/Carson/West Long Beach -- January 10, 2019 -- 9:30 to 11:30 AM

Carson Community Center

801 E. Carson St., Carson, CA 90745

SIGNING YOUR NAME IS VOLUNTARY AND IS NOT REQUIRED TO ATTEND THIS MEETING

Cualquier persona puede participar en esta reunión sin necesidad de proveer la información requerida en este documento

PLEASE PRINT CLEARLY, AND COMPLETE ALL SECTIONS

POR FAVOR ESCRIBA CLARAMENTE Y COMPLETA TODAS LAS SECCIONES

	Name Nombre	Title Título	Affiliation / Organization Afilación / Organización	Email Correo Electrónico	Phone Teléfono	Address/City/Zip Dirección/Ciudad/Código Postal
1	Nina Salvador	Public Health Associate	CLB / LB Health Dept			
2	JPL					
3	Margia Bawman	Proj-mgr.	Environmental Audit			
4	Marie Gambon	PUBLIC Health nurse	SFA 8 Dept			
5	Ben Fisher		Resident			
6	Morgan Caswell		POUB			
7	Jeff Jaccard		SFA			
8	John Lockwood					
9	Alberto Rivadeneira	Public Health Nurse	LACDPH			
10	Diana Nguyen	consultant	Alta Environmental			



AB 617: Community Meeting -- Wilmington/Carson/West Long Beach -- January 10, 2019 -- 9:30 to 11:30 AM

Carson Community Center

801 E. Carson St., Carson, CA 90745

SIGNING YOUR NAME IS VOLUNTARY AND IS NOT REQUIRED TO ATTEND THIS MEETING

Cualquier persona puede participar en esta reunión sin necesidad de proveer la información requerida en este documento

PLEASE PRINT CLEARLY, AND COMPLETE ALL SECTIONS

POR FAVOR ESCRIBA CLARAMENTE Y COMPLETA TODAS LAS SECCIONES

	Name Nombre	Title Título	Affiliation / Organization Afilación / Organización	Email Correo Electrónico	Phone Teléfono	Address/City/Zip Dirección/Ciudad/Código Postal
1	Trini Sims	br. Gr. ALK	INSEF			
2	David Pettit	ALY	NRDC			
3	Ricardo Pulido		CFRASE			
4	Jessica Alvarenga		PMSA			
5	Wendell Braun	Policy Assistant	Rep. Barragan of Rca			
6	Nicole Nishimura	AQMD Bd. Consultant	Bd member Lyon			
7						
8						
9						
10						



AB 617: Community Meeting -- Wilmington/Carson/West Long Beach -- January 10, 2019 -- 9:30 to 11:30 AM

Carson Community Center

801 E. Carson St., Carson, CA 90745

SIGNING YOUR NAME IS VOLUNTARY AND IS NOT REQUIRED TO ATTEND THIS MEETING

Cualquier persona puede participar en esta reunión sin necesidad de proveer la información requerida en este documento

PLEASE PRINT CLEARLY, AND COMPLETE ALL SECTIONS

POR FAVOR ESCRIBA CLARAMENTE Y COMPLETA TODAS LAS SECCIONES

	Name Nombre	Title Título	Affiliation / Organization Afilación / Organización	Email Correo Electrónico	Phone Teléfono	Address/City/Zip Dirección/Ciudad/Código Postal
1	Steve Both Duke	Consultant	Imresthan			
2	Pamela Huck	CHW	CBACA			
3	Heredia Rozlan	CHW	CBACA			
4	Jeremy Smith	Staff Air Pollution Specialist	CARB, MLD			
5	Jackson Scott	Project Scientist	SLR International			
6	Marshall Walker		Phillips 66			
7	Mike Bechtel		Phillips 66			
8	Amber Colusa	Env. Specialist	Port of LA			
9	Sylvia Arredondo		Resident			
10						



AB 617: Community Meeting -- Wilmington/Carson/West Long Beach -- January 10, 2019 -- 9:30 to 11:30 AM

Carson Community Center

801 E. Carson St., Carson, CA 90745

SIGNING YOUR NAME IS VOLUNTARY AND IS NOT REQUIRED TO ATTEND THIS MEETING

Cualquier persona puede participar en esta reunión sin necesidad de proveer la información requerida en este documento

PLEASE PRINT CLEARLY, AND COMPLETE ALL SECTIONS

POR FAVOR ESCRIBA CLARAMENTE Y COMPLETA TODAS LAS SECCIONES

	Name Nombre	Title Titulo	Affiliation / Organization Afilación / Organización	Email Correo Electrónico	Phone Teléfono	Address/City/Zip Dirección/Ciudad/Código Postal
1	Fernando Alvarez					
2	Jon Graf	ACTIVIST	LA SKYWATCH			
3	Maria Garcia	CHW	LBACA			
4	Edith Moreno	Sr Environmental Policy Advisor	socalgas			
5	Susan Stark	Mgr, Regulatory Affairs	Marathon Petroleum			
6	Bryan Hardwick	Environmental Lead	CRC			
7	Abraham Godinez					
8						
9						
10						



AB 617: Community Meeting -- Wilmington/Carson/West Long Beach -- January 10, 2019 -- 9:30 to 11:30 AM

Carson Community Center

801 E. Carson St., Carson, CA 90745

SIGNING YOUR NAME IS VOLUNTARY AND IS NOT REQUIRED TO ATTEND THIS MEETING

Cualquier persona puede participar en esta reunión sin necesidad de proveer la información requerida en este documento

PLEASE PRINT CLEARLY, AND COMPLETE ALL SECTIONS

POR FAVOR ESCRIBA CLARAMENTE Y COMPLETA TODAS LAS SECCIONES


	Name Nombre	Title Título	Affiliation / Organization Afiliación / Organización	Email Correo Electrónico	Phone Teléfono	Address/City/Zip Dirección/Ciudad/Código Postal
1	Tibbany Rau		marathon			
2	Fe P. Koons	President	Philippine Action Group for the Environment			
3						
4						
5						
6						
7						
8						
9						
10						



Elio Torrealba
Director - Air Quality



GOT SCRAP?®
www.sarecycling.com



Trini Jimenez
Director
State Government Affairs



Terry Allen
State Strategy Section
Community Planning Branch
Office of Community Air Protection



ENVIRONMENT
& HEALTH

M. Scott Weaver
Principal



JAMES RONALD C. TALAVERA
ENVIRONMENTAL ENGINEERING ASSOCIATE



OFFICE OF SUSTAINABILITY






Jackson Scott
Project Scientist



AB 617: Community Meeting -- Wilmington/Carson/West Long Beach

February 12, 2019 -- 6:00 PM to 8:15 PM

Wilmington Senior Center - 1371 Eubank Ave., Wilmington, CA 90744

Affiliation	Primary	Alternate	Signature	Signature
Community Organization				
1 Century Villages at Cabrillo	Jeffery Tate			
2 Coalition for a Safe Environment	Jesse Marquez	Rick Pulido		
3 Communities for a Better Environment	Alicia Rivera	Ashley Hernandez		
4 Long Beach Alliance for Children with Asthma	Sylvia Betancourt	Maria Reyes		
5 Los Cerritos Neighborhood Association	Gary Hamrick	Joe Hower		
3 Philippine Action Group for the Environment	Fe P. Koons			
1 SBCC Thrive LA	Maribel Alejandre	Leticia Herrera		







Active Resident (city indicated below)

2	Carson	Daniel Toledo			
3	Carson	Sergio Franco			
7	Carson	Joseph Luis Piñon	Yasaman Houshang		
5	Carson	William Koons			
6	West Long Beach	Christopher Chavez	Pastor Anthony Quezada		Chris Chavez
1	West Long Beach	Jacob Broderick	Emelio Ramirez		
2	West Long Beach	Ron Batiste			
3	West Long Beach	Whitney Amaya			
4	Wilmington	Salvador Lara	Victor Ibarra		
5	Wilmington	Flavio Mercado			
6	Wilmington	Dulce Altamirano			
1	Wilmington	Magali Sanchez-Hall	Silva Arredondo		

Agency or school, university or hospital

2	City of Carson	Saied Naaseh	McKina Alexander		
3	City of Los Angeles	Uduak-Joe Ntuk	Erica Blyther		Erica Blyther
4	Gulf Avenue Elementary School	Linda Bassett	Esperanza Romero		
5	LA County Public Health	Matt Baca	Janet Scully		Kate Butler
5	Long Beach Public Health	Nelson Kerr	Judeth Luong		
1	Long Beach Unified School District	Brooke Murray			
2	Port of Los Angeles	Tim DeMoss	Amber Coluso		
3	University of Southern California	Jill Johnston			

Business, business organization, or labor organization

1 Carson Chamber of Commerce	John Wogan			
5 Long Beach Area Chamber of Commerce	Jeremy Harris 	Brissa Sotelo 		
6 Wilmington Chamber of Commerce	Dan Hoffman	Cecilia Moreno		
1 Refinery - Marathon	Ken Dami	Olga Chavez		
2 Rail - Union Pacific	Lupe Valdez			
3 Trucking - Yusen Logistics	Cameron D. Smith	Nikki Nguyen		
4 Labor - USW Local 675	Pat Patterson			



AB 617: Community Meeting -- Wilmington/Carson/West Long Beach -- February 12, 2019 -- 6:00 to 8:15 PM

Wilmington Senior Center

1371 Eubank Ave., Wilmington, CA 90744

SIGNING YOUR NAME IS VOLUNTARY AND IS NOT REQUIRED TO ATTEND THIS MEETING

Cualquier persona puede participar en esta reunión sin necesidad de proveer la información requerida en este documento

PLEASE PRINT CLEARLY, AND COMPLETE ALL SECTIONS

POR FAVOR ESCRIBA CLARAMENTE Y COMPLETA TODAS LAS SECCIONES

	Name Nombre	Title Titulo	Affiliation / Organization Afilación / Organización	Email Correo Electrónico	Phone Teléfono	Address/City/Zip Dirección/Ciudad/Código Postal
1	Joshua Chaidoz UBC 9008-4065	UNION Local 562 CARPENTER	Carpenter Union			
2	Adriana Sandoval UBC 9008-4065	CI	(I) Spase			
3	Barbara Pender	PN	LACDPH			
4	Ray Chung	Food Doctor	SmartArk			
5	Kristy Monji	Environment	CRC			
6	Morgan Caswell	Env. Specialist	POLB			
7	Bryan Hardwick	Environmental	CRC			
8	Vicfor Silva	UNION CARPENTER	CARPENTER UNION			
9	Marlene Sanchez		Eastyard Comm.			
10	Damien Luzzo	Organizer	LiveFromTheFrontlines			

* (handwritten mark)

check/add interested Parties List



AB 617: Community Meeting -- Wilmington/Carson/West Long Beach -- February 12, 2019 -- 6:00 to 8:15 PM

Wilmington Senior Center

1371 Eubank Ave., Wilmington, CA 90744

SIGNING YOUR NAME IS VOLUNTARY AND IS NOT REQUIRED TO ATTEND THIS MEETING

Cualquier persona puede participar en esta reunión sin necesidad de inscripción

PLEASE PRINT CLEARLY, AND

POR FAVOR ESCRIBA CLARAMENTE

	Name Nombre	Title Título	Affiliation / Organization Afilación / Organización
1	HARVEY BOBE Ex Dir	EXECUTIVE DIRECTOR PSPC 1986	PSPC PUBLIC SOLAR POWER COALITION
2	Elio Torrealba	Dir. Air Quality	SA Recycling
3	Ricardo Drellana	Union Carpenter	Carpenters Union
4	Maria G Garcia	CHW	LBACA
5	Nina Salvador	PHA II	CUB, environmental Health
6	Cynthia de la Torre	Planner	City of Long Beach
7	Ray Lawson	Union Business Rep	SURCE
8	Susan Stark		Marathon
9	Hailie boldsmith	high school student	chaanick school
10	BROCK NEYMAN	EXECUTIVE DIRECTOR	LOS ANGELES MARITIME INSTITUTE



AB 617: Community Meeting -- Wilmington/Carson/West Long Beach -- February 12, 2019 -- 6:00 to 8:15 PM

Wilmington Senior Center

1371 Eubank Ave., Wilmington, CA 90744

SIGNING YOUR NAME IS VOLUNTARY AND IS NOT REQUIRED TO ATTEND THIS MEETING

Cualquier persona puede participar en esta reunión sin necesidad de proveer la información requerida en este documento

PLEASE PRINT CLEARLY, AND COMPLETE ALL SECTIONS

POR FAVOR ESCRIBA CLARAMENTE Y COMPLETA TODAS LAS SECCIONES

	Name Nombre	Title Título	Affiliation / Organization Afiliación / Organización	Email Correo Electrónico	Phone Teléfono	Address/City/Zip Dirección/Ciudad/Código Postal
1	Roberto Luna	BRPHM	Los Angeles County Dept. Public Health			
2	Tesse Koons	Fe P. Koons Alt.	FPAC			
3	Clayton Heard	Field Rep	Congressman Lowenthal			
4	William Koon					
5	Karina Simpson	Environmental Engineer	CITY OF LA Sanitation			
6	Katie Cox		UC Irvine			
7	Katie Butler					
8	Luis Castro					
9	Arturo Meres		LAHC			
10	ALEX SPATARU	CEO	THE 1 DEPT @AQUA, INC			



AB 617: Community Meeting -- Wilmington/Carson/West Long Beach -- February 12, 2019 -- 6:00 to 8:15 PM

Wilmington Senior Center

1371 Eubank Ave., Wilmington, CA 90744

SIGNING YOUR NAME IS VOLUNTARY AND IS NOT REQUIRED TO ATTEND THIS MEETING

Cualquier persona puede participar en esta reunión sin necesidad de proveer la información requerida en este documento

PLEASE PRINT CLEARLY, AND COMPLETE ALL SECTIONS

POR FAVOR ESCRIBA CLARAMENTE Y COMPLETA TODAS LAS SECCIONES

	Name Nombre	Title Título	Affiliation / Organization Afilación / Organización	Email Correo Electrónico	Phone Teléfono	Address/City/Zip Dirección/Ciudad/Código Postal
1	Breanna Brown Gray	Intern	CSUDH / DAAC	[REDACTED]		
2	Fran Atencio		CARB			
3						
4						
5						
6						
7						
8						
9						
10						



MIKE A. GIPSON
ASSEMBLYMEMBER, 64TH DISTRICT

VICTOR IBARRA
FIELD REPRESENTATIVE

Yorke
ENGINEERING, LLC
www.YorkeEngr.com

Anne McQueen, PhD, PE
Principal Engineer

Air Quality &
Environmental Services



FRANK R. CAPONI, P.E.
Division Engineer
Head, Air Quality Engineering



CITY OF
LONG BEACH

Cynthia de la Torre
Planner IV
Department of Development Services

Public Solar Power Coalition

HARVEY EDER/DIRECTOR

Mark Sheldon
dba Sheldon Research and Consulting
Energy / Environmental / Propulsion Engineering

THE SUN MAKES THE WIND BLOW, WATER FLOW & PLANTS GROW IT'S
THE ENGINE OF OUR ECOSYSTEM/THE WAY THE WORLD WORKS



CHILDREN'S
MARITIME
INSTITUTE

BRUCE HEYMAN
Executive Director



Destiny Johnson, ClimateCorps Fellow



Terry Allen
State Strategy Section
Community Planning Branch
Office of Community Air Protection



AB 617: Community Meeting -- Wilmington -- March 13, 2018 -- 6:00 to 8:00PM

Wilmington Community Center

1371 Eubank Ave., Wilmington, CA 90744

SIGNING YOUR NAME IS VOLUNTARY AND IS NOT REQUIRED TO ATTEND THIS MEETING

Cualquier persona puede participar en esta reunión sin necesidad de proveer la información requerida en este documento

PLEASE PRINT CLEARLY, AND COMPLETE ALL SECTIONS

POR FAVOR ESCRIBA CLARAMENTE Y COMPLETA TODAS LAS SECCIONES

	Name Nombre	Title Título	Affiliation / Organization Afiliación / Organización	Email Correo Electrónico	Phone Teléfono	Address/City/Zip Dirección/Ciudad/Código Postal
1	Antonio De Aquino		EYCES			
2	Eduardo Jimenez		EYCEJ			
3	CRISTINA Tapia		EYCEJ			
4	JAN ANDASAN	COMMUNITY organizer	EYCEJ			
5	Katie Graham		ELM			
6	Ada Carson	Engineer	Davenport Eng			
7	Dan Hoffman		WCC			
8						
9						
10						



AB 617: Community Meeting -- Wilmington -- March 13, 2018 -- 6:00 to 8:00PM

Wilmington Community Center

1371 Eubank Ave., Wilmington, CA 90744

SIGNING YOUR NAME IS VOLUNTARY AND IS NOT REQUIRED TO ATTEND THIS MEETING

Cualquier persona puede participar en esta reunión sin necesidad de proveer la información requerida en este documento

PLEASE PRINT CLEARLY, AND COMPLETE ALL SECTIONS

POR FAVOR ESCRIBA CLARAMENTE Y COMPLETA TODAS LAS SECCIONES

	Name Nombre	Title Título	Affiliation / Organization Afiliación / Organización	Email Correo Electrónico	Phone Teléfono	Address/City/Zip Dirección/Ciudad/Código Postal
1	Sylvia Amador	—	Resident			
2	Gra Reed	H.C.N.C	Harbor City Red			
3	Christophe L Chavez	Deputy Policy Director	Coalition for Clean Air			
4						
5						
6						
7						
8						
9						
10						



AB 617: Community Meeting -- Wilmington -- March 13, 2018 -- 6:00 to 8:00PM

Wilmington Community Center

1371 Eubank Ave., Wilmington, CA 90744

SIGNING YOUR NAME IS VOLUNTARY AND IS NOT REQUIRED TO ATTEND THIS MEETING

Cualquier persona puede participar en esta reunión sin necesidad de proveer la información requerida en este documento

PLEASE PRINT CLEARLY, AND COMPLETE ALL SECTIONS

POR FAVOR ESCRIBA CLARAMENTE Y COMPLETA TODAS LAS SECCIONES

	Name Nombre	Title Título	Affiliation / Organization Afilación / Organización	Email Correo Electrónico	Phone Teléfono	Address/City/Zip Dirección/Ciudad/Código Postal
1	Paula Murphy					
2	Vince Curran	resident	resident			
3	Al Sather		SEASIDE			
4						
5						
6						
7						
8						
9						
10						



AB 617: Community Meeting -- Wilmington -- March 13, 2018 -- 6:00 to 8:00PM

Wilmington Community Center

1371 Eubank Ave., Wilmington, CA 90744

SIGNING YOUR NAME IS VOLUNTARY AND IS NOT REQUIRED TO ATTEND THIS MEETING

Cualquier persona puede participar en esta reunión sin necesidad de proveer la información requerida en este documento

PLEASE PRINT CLEARLY, AND COMPLETE ALL SECTIONS

POR FAVOR ESCRIBA CLARAMENTE Y COMPLETA TODAS LAS SECCIONES

	Name Nombre	Title Título	Affiliation / Organization Afilación / Organización	Email Correo Electrónico	Phone Teléfono	Address/City/Zip Dirección/Ciudad/Código Postal
1	Marlene Sanchez					
2						
3						
4						
5						
6						
7						
8						
9						
10						



AB 617: Community Meeting -- Wilmington -- March 13, 2018 -- 6:00 to 8:00PM

Wilmington Community Center

1371 Eubank Ave., Wilmington, CA 90744

SIGNING YOUR NAME IS VOLUNTARY AND IS NOT REQUIRED TO ATTEND THIS MEETING

Cualquier persona puede participar en esta reunión sin necesidad de proveer la información requerida en este documento

PLEASE PRINT CLEARLY, AND COMPLETE ALL SECTIONS

POR FAVOR ESCRIBA CLARAMENTE Y COMPLETA TODAS LAS SECCIONES

	Name Nombre	Title Título	Affiliation / Organization Afilación / Organización	Email Correo Electrónico	Phone Teléfono	Address/City/Zip Dirección/Ciudad/Código Postal
1	Tom Crothco	Environment	CRC	[REDACTED]		
2	Sylvia Betancourt	Program Mgr	CBACA			
3	Janet Scully		LAC Dept of Pub Hlth			
4						
5						
6						
7						
8						
9						
10						



AB 617: Community Meeting -- Wilmington -- March 13, 2018 -- 6:00 to 8:00PM

Wilmington Community Center

1371 Eubank Ave., Wilmington, CA 90744

SIGNING YOUR NAME IS VOLUNTARY AND IS NOT REQUIRED TO ATTEND THIS MEETING

Cualquier persona puede participar en esta reunión sin necesidad de proveer la información requerida en este documento

PLEASE PRINT CLEARLY, AND COMPLETE ALL SECTIONS

POR FAVOR ESCRIBA CLARAMENTE Y COMPLETA TODAS LAS SECCIONES

	Name Nombre	Title Título	Affiliation / Organization Afiliación / Organización	Email Correo Electrónico	Phone Teléfono	Address/City/Zip Dirección/Ciudad/Código Postal
1	Diego Mayan		Eyce)			
2	Hannah Legaspi	Miss	EYCEJ			
3	Taylor Thomas	Research & Policy Analyst	EYCEJ			
4	Brianne Lombard		ELM			
5	Tom Norman		ELM			
6	Ashley Hernandez	Community resident	CBE			
7	Harold Pickens		LDSE			
8	Maya Garcia	youth and action				
9	Clarence M. Alcala	Regulator	Cease Fire Regulator			
10						



AB 617: Community Meeting -- Wilmington -- March 13, 2018 -- 6:00 to 8:00PM

Wilmington Community Center

1371 Eubank Ave., Wilmington, CA 90744

SIGNING YOUR NAME IS VOLUNTARY AND IS NOT REQUIRED TO ATTEND THIS MEETING

Cualquier persona puede participar en esta reunión sin necesidad de proveer la información requerida en este documento

PLEASE PRINT CLEARLY, AND COMPLETE ALL SECTIONS

POR FAVOR ESCRIBA CLARAMENTE Y COMPLETA TODAS LAS SECCIONES

	Name Nombre	Title Título	Affiliation / Organization Afilación / Organización	Email Correo Electrónico	Phone Teléfono	Address/City/Zip Dirección/Ciudad/Código Postal
1	Erica Blythe	Env Aff Officer	LA City BPW PA			
2	Tim DeMoss	Area Secretary	Speculation Point OF LA			
3	PASTOR EDDIE JONES					
4	Alicia Rivera	Ms.	CBE			
5	Maria Reyes	LBACA	Voluntario			
6	Tiffany Dary	Comm. Org.	Volunteer/Organizer			
7	Whitney Amaya					
8	Kimberly Amaya					
9	Luz Gomez		CBE			
10	Steve Salas		Resident			



AB 617: Community Meeting -- Wilmington -- March 13, 2018 -- 6:00 to 8:00PM

Wilmington Community Center

1371 Eubank Ave., Wilmington, CA 90744

SIGNING YOUR NAME IS VOLUNTARY AND IS NOT REQUIRED TO ATTEND THIS MEETING

Cualquier persona puede participar en esta reunión sin necesidad de proveer la información requerida en este documento

PLEASE PRINT CLEARLY, AND COMPLETE ALL SECTIONS

POR FAVOR ESCRIBA CLARAMENTE Y COMPLETA TODAS LAS SECCIONES

	Name Nombre	Title Título	Affiliation / Organization Afilación / Organización	Email Correo Electrónico	Phone Teléfono	Address/City/Zip Dirección/Ciudad/Código Postal
1	MICHAEL ELGARAI		EMGC ENGINEERING			
2	Cody Rosenfield		Coalition cleanair			
3	MARVIN REYES					
4	Hannah Getzhen	Journalism student	CSULB			
5	Wes Younger	Trinity	Trinity Consultants			
6	MIKE Williams	PureHearts				
7	Sheila Lightsey		ELM			
8	Nizgüi Gomez		CBE			
9	Desiree Quijano		EYCEJ			
10	Michelle McCullough	Student	EYCEU			



AB 617: Community Meeting -- Wilmington -- March 13, 2018 -- 6:00 to 8:00PM

Wilmington Community Center

1371 Eubank Ave., Wilmington, CA 90744


SIGNING YOUR NAME IS VOLUNTARY AND IS NOT REQUIRED TO ATTEND THIS MEETING

Cualquier persona puede participar en esta reunión sin necesidad de proveer la información requerida en este documento

PLEASE PRINT CLEARLY, AND COMPLETE ALL SECTIONS

POR FAVOR ESCRIBA CLARAMENTE Y COMPLETA TODAS LAS SECCIONES

	Name Nombre	Title Título	Affiliation / Organization Afilación / Organización	Email Correo Electrónico	Phone Teléfono	Address/City/Zip Dirección/Ciudad/Código Postal
1	Alyssa					
2	Marshall Waller					
3	MAURICE Weiner					
4	Karen Perez Rubio		EYCEJ			
5	Dominique Vitti		EY(E)			
6	JESSE N. MARQUEZ	Executive Director	COMMITTEE FOR A FREE EQUICOMMUNE			
7	Clairi Evans		ELM			
8	Karina Vaca		East yard			
9	Nora Davenport		Davenport Engr			
10	Zully Juarez		USC Env. Health Center			





AB 617: Community Meeting -- Wilmington -- March 13, 2018 -- 6:00 to 8:00PM

Wilmington Community Center

1371 Eubank Ave., Wilmington, CA 90744

SIGNING YOUR NAME IS VOLUNTARY AND IS NOT REQUIRED TO ATTEND THIS MEETING

Cualquier persona puede participar en esta reunión sin necesidad de proveer la información requerida en este documento

PLEASE PRINT CLEARLY, AND COMPLETE ALL SECTIONS

POR FAVOR ESCRIBA CLARAMENTE Y COMPLETA TODAS LAS SECCIONES

	Name Nombre	Title Título	Affiliation / Organization Afilación / Organización	Email Correo Electrónico	Phone Teléfono	Address/City/Zip Dirección/Ciudad/Código Postal
1	Janet Grothe	PA Mgr	Phillips			
2	Barbara Dehder	PHN	DPH			
3	Tara Huhn					
4	Kristin Zeise	Corporate Advisor	Envirosuite			
5	Nadia Ramirez	Sales & Finance Manager	Clean Energy			
6	Laura Cortez		EYCEJ			
7	Jay Chen	self				
8	David Park	APS	CARB			
9	Don Lightsey	MANAGER	L.A. Co			
10	Karla Perez		EYCEJ			



AB 617: Community Meeting -- Wilmington -- March 13, 2018 -- 6:00 to 8:00PM

Wilmington Community Center

1371 Eubank Ave., Wilmington, CA 90744

SIGNING YOUR NAME IS VOLUNTARY AND IS NOT REQUIRED TO ATTEND THIS MEETING

Cualquier persona puede participar en esta reunión sin necesidad de proveer la información requerida en este documento

PLEASE PRINT CLEARLY, AND COMPLETE ALL SECTIONS

POR FAVOR ESCRIBA CLARAMENTE Y COMPLETA TODAS LAS SECCIONES

	Name Nombre	Title Título	Affiliation / Organization Afilación / Organización	Email Correo Electrónico	Phone Teléfono	Address/City/Zip Dirección (Ciudad/Código Postal)
1	Beatriz Carrillo	Resident Wilmington	CBE			
2	Ker Dani	GPA	Advisor			
3	Bryan Hardwick	Environmental Advisor	Advisor			
4	Shireen Dideban	Community Organizer	East Yard Community for Env. Justice			
5	BAR					
6	Shafiq Byerly	EVITRUS Research Partner				
7	Maria Estrada	Candidate AD103				
8	Octavio Ramirez	community organizer Resident	S BCC			
9	Jim Marchese	Env Affairs Officer	Los Angeles Sanitation			
10	Daniel Hackney	Env Affairs Officer	LA SAN			



AB 617: Community Meeting -- Wilmington -- March 13, 2018 -- 6:00 to 8:00PM

Wilmington Community Center

1371 Eubank Ave., Wilmington, CA 90744

SIGNING YOUR NAME IS VOLUNTARY AND IS NOT REQUIRED TO ATTEND THIS MEETING

Cualquier persona puede participar en esta reunión sin necesidad de proveer la información requerida en este documento

PLEASE PRINT CLEARLY, AND COMPLETE ALL SECTIONS

POR FAVOR ESCRIBA CLARAMENTE Y COMPLETA TODAS LAS SECCIONES

	Name Nombre	Title Título	Affiliation / Organization Afilación / Organización	Email Correo Electrónico	Phone Teléfono	Address/City/Zip Dirección/Ciudad/Código Postal
1	Elizabeth Martinez		EYCEJ			
2	Jennifer Hank		EYCEJ			
3	Fatima Caneira		EYCEJ			
4	Dannel Johnson		SELAGS			
5	Liliana Camecho					
6	CLAUDETTE CHANANO		ELM			
7	Andrei Heron		Shell Pipeline			
8	Jazmin Chavez		Youth in Action			
9	Danyce Milotich		Youth in Action			
10	Alvin Parks					

andeavor 

Susan R. Stark
Regulatory Affairs Senior
Manager



PMSA
PACIFIC MERCHANT SHIPPING ASSOCIATION

Thomas A. Jelenić
Vice President

Office: 562.432.4043
Mobile: 310.547.2460
Fax: 562.432.4048
tjelenic@pmsaship.com
1 World Trade Center, Suite 1700
Long Beach, California 90831



PMSASHIP.COM


Clean Energy



Greg Roche
Vice President Sustainable Trucking





SA Recycling



Elio Torrealba
Director - Air Quality



GOT SCRAP?®



California Environmental Protection Agency
 **Air Resources Board**



H. Cuauhtémoc Pelayo
Investigador
Sec. Autoridad de Ferrocarril y Marina





Cody Rosenfield
Policy Associate



Liliana Isabel Nuñez
Air Pollution Specialist
State Strategy Section
Office of Community Air Protection




CONGRESSWOMAN NANETTE DIAZ BARRAGAN
44TH DISTRICT, CALIFORNIA

MORGAN ROTH
DEPUTY DISTRICT DIRECTOR



EK, SUNKIN,
KLINK & BAI

Diana Rodriguez



Renewable Energy Group

Magali Sanchez-Hall




DAVENPORT ENGINEERING, INC.
Davenport
ENVIRONMENTAL SERVICES

Ada W. Carson | Principal Engineer



BARBARA SULLIVAN
CEO





Shakari Byerly
Partner

Public Opinion Research • Political Consulting
Public Policy Analysis




CALIFORNIA
RESOURCES CORPORATION

Kristy Monji
Environmental Specialist



PMSA
PACIFIC MERCHANT SHIPPING ASSOCIATION


Thomas A. Jelenić
Vice President



Yorke
ENGINEERING, LLC
www.YorkeEngr.com

Anne McQueen, PhD, PE
Principal Engineer


*Air Quality &
Environmental Services*



HWD ADJUSTING COMPANY
PUBLIC CLAIMS ADJUSTERS

We advocate, negotiate, and settle claims for you

HAROLD DICKENS
PUBLIC ADJUSTER



Aaron Leonard
President/CEO

Pure Hearts R Us is making
Homeownership the
Heartbeat of America Once Again!




www.pureheartsrus.org



Fernando Navarrete
Field Deputy

Joe Buscaino
Councilmember, 15th District
City of Los Angeles



Supervisor Janice Hahn
Fourth District, County of Los Angeles

ERIKA VELAZQUEZ
Harbor Area Director




STEVEN BRADFORD
SENATOR, 35TH DISTRICT
CALIFORNIA LEGISLATURE

BRENDA BAKER
DISTRICT REPRESENTATIVE



CITY OF SANTA ANA

ALYSSA VENTURA
COMMUNITY PLANNING TECHNICIAN



CONGRESSWOMAN NANETTE DIAZ BARRAGAN
44TH DISTRICT, CALIFORNIA

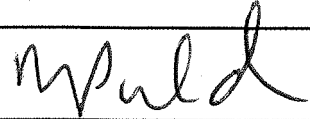




MORGAN ROTH
DEPUTY DISTRICT DIRECTOR



AB 617: Community Meeting -- Wilmington/Carson/West Long Beach

May 16, 2019 -- 6:00 PM to 8:30 PM

Carson Events Center - 801 E. Carson St., Carson, CA 90745

Affiliation	Primary	Signature	Alternate	Signature
Community Organization				
Century Villages at Cabrillo	Jeffery Tate			
Coalition for a Safe Environment	Jesse Marquez		Rick Pulido	
Communities for a Better Environment	Alicia Rivera		Ashley Hernandez	
Long Beach Alliance for Children with Asthma	Sylvia Betancourt		Maria Reyes	
Los Cerritos Neighborhood Association	Gary Hamrick		Joe Hower	
Philippine Action Group for the Environment	Fe P. Koons			
SBCC Thrive LA	Maribel Alejandre		Leticia Herrera	

Agency or school, university or hospital

City of Carson	Saied Naaseh		McKina Alexander	<i>[Signature]</i>
City of Los Angeles	Uduak-Joe Ntuk	<i>[Signature]</i>	Erica Blyther	<i>[Signature]</i>
Gulf Avenue Elementary School	Linda Bassett	<i>[Signature]</i>	Esperanza Romero	
LA County Public Health	Matt Baca	<i>[Signature]</i>	Janet Scully	
Long Beach Public Health	Nelson Kerr	<i>[Signature]</i>	Judeth Luong	
Long Beach Unified School District	Brooke Murray	<i>[Signature]</i>		
Port of Los Angeles	Tim DeMoss	<i>[Signature]</i>	Amber Coluso	<i>[Signature]</i>
University of Southern California	Jill Johnston			

Business, business organization, or labor organization

Carson Chamber of Commerce	John Wogan	<i>[Signature]</i>		
Long Beach Area Chamber of Commerce	Jeremy Harris		Brissa Sotelo	
Wilmington Chamber of Commerce	Dan Hoffman	<i>[Signature]</i>	Cecilia Moreno	
Marathon	Olga Chavez	<i>[Signature]</i>	Susan Stark	
Union Pacific	Lupe Valdez	<i>[Signature]</i>		
Yusen Logistics	Cameron D. Smith		Nikki Nguyen	
USW Local 675	Pat Patterson			

Active Resident (city indicated below)

Carson	Daniel Toledo			
Carson	Sergio Franco			
Carson	Joseph Luis Piñon	<i>Joseph L. Piñon</i>	Yasaman Houshang	<i>Yasaman Houshang</i>
Carson	William Koons	<i>William Koons</i>		
West Long Beach	Christopher Chavez	<i>Christopher Chavez</i>	Pastor Anthony Quezada	
West Long Beach	Jacob Broderick		Emelio Ramirez	
West Long Beach	Ron Batiste			
West Long Beach	Whitney Amaya			
Wilmington	Salvador Lara		<i>Victor Herrera</i>	<i>Victor Herrera</i>
Wilmington	Flavio Mercado	<i>Flavio Mercado</i>		
Wilmington	Dulce Altamirano	<i>Dulce Altamirano</i>		
Wilmington	Magali Sanchez-Hall	<i>Magali Sanchez-Hall</i>	Silva Arredondo	



AB 617: Community Meeting -- Wilmington/Carson/West Long Beach -- May 16, 2019 -- 6:00 to 8:30 PM

Carson Events Center

801 E. Carson St., Carson, CA 90745

SIGNING YOUR NAME IS VOLUNTARY AND IS NOT REQUIRED TO ATTEND THIS MEETING

Cualquier persona puede participar en esta reunión sin necesidad de proveer la información requerida en este documento

PLEASE PRINT CLEARLY, AND COMPLETE ALL SECTIONS

POR FAVOR ESCRIBA CLARAMENTE Y COMPLETA TODAS LAS SECCIONES

	Name Nombre	Title Título	Affiliation / Organization Afilación / Organización	Email Correo Electrónico	Phone Teléfono	Address/City/Zip Dirección/Ciudad/Código Postal
1	Ruakopa Aluwa	CHW				
2	Dave Salardini	ARS	CARB			
3	Helen Lopez	CHW				
4	Irene Mineses	CHW	UBACA			
5	Jessica Figueroa	Project Coordinator	UBACA			
6	Bruce Hermal	PUBLIC				
7	Bryan Hardwick	etc	CRC			
8	Paul DeMeyer	LACPAH				
9	Kraig Peterson	Public	Cooper Environmental			
10	Victoria Villa	CARB	CARB			



AB 617: Community Meeting -- Wilmington/Carson/West Long Beach -- May 16, 2019 -- 6:00 to 8:30 PM

Carson Events Center

801 E. Carson St., Carson, CA 90745

SIGNING YOUR NAME IS VOLUNTARY AND IS NOT REQUIRED TO ATTEND THIS MEETING

Cualquier persona puede participar en esta reunión sin necesidad de proveer la información requerida en este documento

PLEASE PRINT CLEARLY, AND COMPLETE ALL SECTIONS

POR FAVOR ESCRIBA CLARAMENTE Y COMPLETA TODAS LAS SECCIONES

	Name Nombre	Title Título	Affiliation / Organization Afilación / Organización	Email Correo Electrónico	Phone Teléfono	Address/City/Zip Dirección/Ciudad/Código Postal
1	Yasmine Stutz	Env. Consultant	Ramboll			
2	M. Walker	Env. Eng				
3	CRYSTAL REUL-CHEW	Dr.	CARB			
4	Morgan Caswell	POUB Env. Specialist	POUB			
5	Alyssa Beltran	Env. scientist	DPH			
6	Steve Roth	Consultant	msreathon			
7	Fe P. Kwan	Env. Eng	Jacobs			
8	Maria Juh	PRN	Don't know			
9	Ray Chen	ED	Smart LA			
10	Colin Maynard		Marathon Petroleum			



AB 617: Community Meeting -- Wilmington/Carson/West Long Beach -- May 16, 2019 -- 6:00 to 8:30 PM

Carson Events Center

801 E. Carson St., Carson, CA 90745

SIGNING YOUR NAME IS VOLUNTARY AND IS NOT REQUIRED TO ATTEND THIS MEETING

Cualquier persona puede participar en esta reunión sin necesidad de proveer la información requerida en este documento

PLEASE PRINT CLEARLY, AND COMPLETE ALL SECTIONS








POR FAVOR ESCRIBA CLARAMENTE Y COMPLETA TODAS LAS SECCIONES

	Name Nombre	Title Título	Affiliation / Organization Afilación / Organización	Email Correo Electrónico	Phone Teléfono	Address/City/Zip Dirección/Ciudad/Código Postal
1	RYAN ATONE		CARB			
2	MARK SHELDON	TECHNICAL CONSULTANT	Sheldon Research and Consulting			
3						
4						
5						
6						
7						
8						
9						
10						

AB 617: Community Meeting -- Wilmington/Carson/West Long Beach

June 13, 2019 -- 6:00 PM to 8:30 PM

Wilmington Senior Center - 1371 Eubank Ave., Wilmington, CA 90744

Affiliation	Primary	Signature	Alternate	Signature
Community Organization				
Century Villages at Cabrillo	Jeffery Tate			
Coalition for a Safe Environment	Jesse Marquez		Rick Pulido	
Communities for a Better Environment	Alicia Rivera		Ashley Hernandez	
Long Beach Alliance for Children with Asthma	Sylvia Betancourt		Maria Reyes	
Los Cerritos Neighborhood Association	Gary Hamrick		Joe Hower	
Philippine Action Group for the Environment	Fe P. Koons			
SBCC Thrive LA	Maribel Alejandre		Leticia Herrera	




Active Resident (city indicated below)

Carson	Daniel Toledo			
Carson	Sergio Franco			
Carson	Joseph Luis Piñon	<i>Joseph Luis Piñon</i>	Yasaman Houshang	
Carson	William Koons	<i>William Koons</i>		
West Long Beach	Christopher Chavez	<i>Ch Chavez</i>	Pastor Anthony Quezada	
West Long Beach	Jacob Broderick		Emelio Ramirez	
West Long Beach	Ron Batiste			
West Long Beach	Whitney Amaya	<i>Whitney Amaya</i>		
Wilmington	Salvador Lara	<i>Salvador Lara</i>	Victor Ibarra	
Wilmington	Flavio Mercado			
Wilmington	Dulce Altamirano	<i>Dulce</i>		
Wilmington	Magali Sanchez-Hall		Silvia Arredondo <i>SA</i>	

Agency or school, university or hospital

City of Carson	Saied Naaseh		McKina Alexander	<i>McKina Alexander</i>
City of Los Angeles	Uduak-Joe Ntuk -		Erica Blyther	<i>Erica Blyther</i>
Gulf Avenue Elementary School	Linda Bassett -		Esperanza Romero	
LA County Public Health	Matt Baca		Janet Scully	
Long Beach Public Health	Nelson Kerr	<i>Nelson Kerr</i>	Judeth Luong	
Long Beach Unified School District	Brooke Murray			
Port of Los Angeles	Tim DeMoss	<i>Tim DeMoss</i>	Amber Coluso	<i>Amber Coluso</i>
University of Southern California	Jill Johnston	<i>Jill Johnston</i>		

Business, business organization, or labor organization

Carson Chamber of Commerce	John Wogan		Ken Dami	
Long Beach Area Chamber of Commerce	Jeremy Harris		Brissa Sotelo	
Wilmington Chamber of Commerce	Dan Hoffman		Cecilia Moreno	
Marathon	Olga Chavez		Susan Stark	
Union Pacific	Lupe Valdez			
Yusen Logistics	Cameron D. Smith		Nikki Nguyen	
USW Local 675	Pat Patterson			



AB 617: Community Meeting -- Wilmington/Carson/West Long Beach -- June 13, 2019 -- 6:00 to 8:30 PM

Wilmington Senior Center

1371 Eubank Avenue, Wilmington CA 90744

SIGNING YOUR NAME IS VOLUNTARY AND IS NOT REQUIRED TO ATTEND THIS MEETING

Cualquier persona puede participar en esta reunión sin necesidad de proveer la información requerida en este documento

PLEASE PRINT CLEARLY, AND COMPLETE ALL SECTIONS

POR FAVOR ESCRIBA CLARAMENTE Y COMPLETA TODAS LAS SECCIONES

①

	Name Nombre	Title Título	Affiliation / Organization Afilación / Organización	Email Correo Electrónico	Phone Teléfono	Address/City/Zip Dirección/Ciudad/Código Postal
1	HARVEY EDER	EX DIR PSRC FOUNDER S.CUB 1 SELE	PUBLIC SOLAR PSRC FOUNDER COALITION			
2	Terry Allen	APS	CARB			
3	Insh Johnson	APS	CARB			
4	Pinkney Sweet	CIUW				
5	Irene Mineses	CAW	UBAA			
6	Jessica Figueroa	Project Coordinator	CBACA			
7	Bruce Herrera	EXECUTIVE DIRECTOR	LYANT			
8	Conor Lopez	Environmental Specialist	POLA			
9	Alyssa Beltran	ENV-SCIENTIST	DPH.			
10	Sim Kennedy					



AB 617: Community Meeting -- Wilmington/Carson/West Long Beach -- June 13, 2019 -- 6:00 to 8:30 PM

Wilmington Senior Center

1371 Eubank Avenue, Wilmington CA 90744

SIGNING YOUR NAME IS VOLUNTARY AND IS NOT REQUIRED TO ATTEND THIS MEETING

Cualquier persona puede participar en esta reunión sin necesidad de proveer la información requerida en este documento

PLEASE PRINT CLEARLY, AND COMPLETE ALL SECTIONS

POR FAVOR ESCRIBA CLARAMENTE Y COMPLETA TODAS LAS SECCIONES

(2)

	Name Nombre	Title Título	Affiliation / Organization Afilación / Organización	Email Correo Electrónico	Phone Teléfono	Address/City/Zip Dirección/Ciudad/Código Postal
1	Dave Sakridian		CARB			
2	Dave DeRudder	PHN PHN	LACDPH			
3	Maria Garcia	CHW	LBACA			
4	Crystal Reul-Chen	Dr. CARB	CARB			
5	Verona Perez	MANAGER	CFASE			
6	Ray Chang		SmartDRLA			
7	Patty Seneef	WSPA				
8	Lucia [unclear]	Teacher	GenP Ave			
9	Maria [unclear]	CLPH	BRASH 8			
10	Kevin Stash	WSPA				



AB 617: Community Meeting -- Wilmington/Carson/West Long Beach -- June 13, 2019 -- 6:00 to 8:30 PM

Wilmington Senior Center

1371 Eubank Avenue, Wilmington CA 90744

SIGNING YOUR NAME IS VOLUNTARY AND IS NOT REQUIRED TO ATTEND THIS MEETING

Cualquier persona puede participar en esta reunión sin necesidad de proveer la información requerida en este documento

PLEASE PRINT CLEARLY, AND COMPLETE ALL SECTIONS

POR FAVOR ESCRIBA CLARAMENTE Y COMPLETA TODAS LAS SECCIONES

3

	Name Nombre	Title Título	Affiliation / Organization Afilación / Organización	Email Correo Electrónico	Phone Teléfono	Address/City/Zip Dirección/Ciudad/Código Postal
1	Morgan Caswell	Env. Specialist	POUB			
2	Kevin Naggy		S. Colyer			
3	Niky Nkul		CALSTART			
4	Karina Simpson	Environmental Engineer	City of LA			
5	Bryan Hardwick		CRC			
6	Bridget McLean	Manager, Technical Reg. Affairs	WSPA			
7	Margie Hoyt		TRAA			
8	Antonio Morales	Air Resources Engineer	MLD/CARB			
9	Marlene Alvarada	Videoographer	Soy Del Pue			
10	Jerem/Smith	Air Pollution Specialist	CARB			



AB 617: Community Meeting -- Wilmington/Carson/West Long Beach -- June 13, 2019 -- 6:00 to 8:30 PM

Wilmington Senior Center

1371 Eubank Avenue, Wilmington CA 90744

SIGNING YOUR NAME IS VOLUNTARY AND IS NOT REQUIRED TO ATTEND THIS MEETING

Cualquier persona puede participar en esta reunión sin necesidad de proveer la información requerida en este documento

PLEASE PRINT CLEARLY, AND COMPLETE ALL SECTIONS

POR FAVOR ESCRIBA CLARAMENTE Y COMPLETA TODAS LAS SECCIONES

4

	Name Nombre	Title Título	Affiliation / Organization Afiliación / Organización	Email Correo Electrónico	Phone Teléfono	Address/City/Zip Dirección/Ciudad/Código Postal
1	Golden Therapy		Beach West Long Beach	[REDACTED]		
2						
3						
4						
5						
6						
7						
8						
9						
10						



AB 617: CERP Workshop - WCWLB - July 11, 2019 - 5:30 PM to 6:00 PM

AB 617: CSC Meeting -- Wilmington/Carson/West Long Beach --July 11, 2019 -- 6:00 to 8:30 PM

Wilmington Senior Center, Wilmington, CA

SIGNING YOUR NAME IS VOLUNTARY AND IS NOT REQUIRED TO ATTEND THIS MEETING
 Cualquier persona puede participar en esta reunión sin necesidad de proveer la información requerida en este documento
 PLEASE PRINT CLEARLY, AND COMPLETE ALL SECTIONS
 POR FAVOR ESCRIBA CLARAMENTE Y COMPLETA TODAS LAS SECCIONES

PLEASE INDICATE
 WHICH MEETING YOU
 WILL BE ATTENDING

	Name Nombre	Title Título	Affiliation / Organization Afilación / Organización	Email Correo Electrónico	Phone Teléfono	Address/City/Zip Dirección/Ciudad/Código Postal	CERP Workshop ✓	CSC Mtng ✓
1	CRYSTAL REUL-CHEN	Dr	CARB				✓	✓
2	Jeremy Herbert		CARB				✓	✓
3	Mark Abramowitz		Community Environmental services				✓	✓
4	Antonio Rangel							
5	Polaris Lina	EPHON	DH/CFS				✓	✓
6	Bennett Manalo		Marathon				✓	✓
7	Angelica Magadan		Marathon				✓	✓
8	Krishy Monji		Cke				✓	✓
9	Ana Tuigalealea						✓	✓
10	umar rivas		Marathon				✓	✓



AB 617: CERP Workshop - WCWLB - July 11, 2019 - 5:30 PM to 6:00 PM
AB 617: CSC Meeting -- Wilmington/Carson/West Long Beach --July 11, 2019 -- 6:00 to 8:30 PM

Wilmington Senior Center, Wilmington, CA

SIGNING YOUR NAME IS VOLUNTARY AND IS NOT REQUIRED TO ATTEND THIS MEETING
 Cualquier persona puede participar en esta reunión sin necesidad de proveer la información requerida en este documento
 PLEASE PRINT CLEARLY, AND COMPLETE ALL SECTIONS
 POR FAVOR ESCRIBA CLARAMENTE Y COMPLETA TODAS LAS SECCIONES

PLEASE INDICATE
WHICH MEETING YOU
WILL BE ATTENDING

	Name Nombre	Title Título	Affiliation / Organization Afilación / Organización	Email Correo Electrónico	Phone Teléfono	Address/City/Zip Dirección/Ciudad/Código Postal	CERP Workshop ✓	CSC Mtng ✓
1	Miray Erguis	Intern	Marathon				✓	✓
2	RAY ARSON	BUSINESS REP	SWRCC					
3	Denis Kurt	Environmental italk&Safety	Marathon				✓	✓
4	Madadh MacLaird	Secretary General	Zero Emission Ship Technology				✓	✓
5	Matt Bese	LA Co DPH	Project Manager					x
6	Daniel Becerril	Intern	Marathon				✓	✓
7	Chris Caldera	Intern	Marathon					✓
8	Bridget McLean	Manager Tech. Public Affairs	WSPA				✓	✓
9	Gech Hong Huy	Intern	Marathon				✓	✓
10	Guadalupe Rodriguez	Intern	Marathon				✓	✓



AB 617: CERP Workshop - WCWLB - July 11, 2019 - 5:30 PM to 6:00 PM
AB 617: CSC Meeting -- Wilmington/Carson/West Long Beach --July 11, 2019 -- 6:00 to 8:30 PM

Wilmington Senior Center, Wilmington, CA

SIGNING YOUR NAME IS VOLUNTARY AND IS NOT REQUIRED TO ATTEND THIS MEETING
 Cualquier persona puede participar en esta reunión sin necesidad de proveer la información requerida en este documento
 PLEASE PRINT CLEARLY, AND COMPLETE ALL SECTIONS
 POR FAVOR ESCRIBA CLARAMENTE Y COMPLETA TODAS LAS SECCIONES

PLEASE INDICATE
WHICH MEETING YOU
WILL BE ATTENDING

	Name Nombre	Title Título	Affiliation / Organization Afilación / Organización	Email Correo Electrónico	Phone Teléfono	Address/City/Zip Dirección/Ciudad/Código Postal	CERP Workshop ✓	CSC Mtng ✓
1	Fabiola Guzman	consultant	Marathon				✓	✓
2	BRUCE HEYMAN	EXECUTIVE DIRECTOR	LAMI				✓	✓
3	Maria Garcia	CHW	LBACA				✓	✓
4	Gerardo Rayer	Intern	MPC					✓
5	George Rudametkin	Intern	MPC					✓
6	ANATIS GOMEZ	INTERN	MPC				✓	✓
7	Bryan Hardwick		CRC					
8	Allison Trask	IBSW						✓
9	MELISSA PLAMONDON	ENV. AFFAIRS OFFICER	CITY OF LA				✓	✓
10	Irene Mineses		Upaca					✓



AB 617: CERP Workshop - WCWLB - July 11, 2019 - 5:30 PM to 6:00 PM

AB 617: CSC Meeting -- Wilmington/Carson/West Long Beach --July 11, 2019 -- 6:00 to 8:30 PM

Wilmington Senior Center, Wilmington, CA

SIGNING YOUR NAME IS VOLUNTARY AND IS NOT REQUIRED TO ATTEND THIS MEETING

Cualquier persona puede participar en esta reunión sin necesidad de proveer la información requerida en este documento

PLEASE PRINT CLEARLY, AND COMPLETE ALL SECTIONS

POR FAVOR ESCRIBA CLARAMENTE Y COMPLETA TODAS LAS SECCIONES

PLEASE INDICATE WHICH MEETING YOU WILL BE ATTENDING

	Name Nombre	Title Título	Affiliation / Organization Afilación / Organización	Email Correo Electrónico	Phone Teléfono	Address/City/Zip Dirección/Ciudad/Código Postal	CERP Workshop ✓	CSC Mtng ✓
1	Razou Heredia	CTW	LBSEA					
2	Susana Concepcion							
3	Jocelyn Alva	Intern	MPC					
4	Monita Navarero							
5	Alan M. [Signature]	—	MPC					
6	Alicia Linares		CBE					
7	Natalie [Signature]		Valero					
8	DEBORAH [Signature]	FMP	MPC					
9	[Signature]	CAW	LBSEA					
10	Natalie [Signature]		MPL					



AB 617: CERP Workshop - WCWLB - July 11, 2019 - 5:30 PM to 6:00 PM

AB 617: CSC Meeting -- Wilmington/Carson/West Long Beach --July 11, 2019 -- 6:00 to 8:30 PM

Wilmington Senior Center, Wilmington, CA

SIGNING YOUR NAME IS VOLUNTARY AND IS NOT REQUIRED TO ATTEND THIS MEETING

Cualquier persona puede participar en esta reunión sin necesidad de proveer la información requerida en este documento

PLEASE PRINT CLEARLY, AND COMPLETE ALL SECTIONS

POR FAVOR ESCRIBA CLARAMENTE Y COMPLETA TODAS LAS SECCIONES








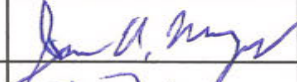








PLEASE INDICATE WHICH MEETING YOU WILL BE ATTENDING

	Name Nombre	Title Título	Affiliation / Organization Afiliación / Organización	Email Correo Electrónico	Phone Teléfono	Address/City/Zip Dirección/Ciudad/Código Postal	CERP Workshop ✓	CSC Mtng ✓
1	Lilia Delgado							✓
2	Barb DeRedder	PS	LACDPH				✓	✓
3	Langlois Cora	POLA ENVIRONMENTAL TEAM	POLA					✓
4	Eric Ramirez	Marathon						
5	Romeo Moreno	Marathon						
6	KEVIN PNU	marathon						
7	REINA PENA	MARATHON						
8	Ianna Vazquez	Marathon						
9	Ethan Araquel	Marathon						
10	Andrew Elvira	Marathon						

AB 617: Community Meeting -- Wilmington/Carson/West Long Beach

July 11, 2019 -- 6:00 PM to 8:30 PM

Wilmington Senior Center - 1371 Eubank Ave., Wilmington, CA 90744

Affiliation	Primary	Signature	Alternate	Signature	Category
Active Resident of Carson	Daniel Toledo				Active Resident
Active Resident of Carson	Joseph Luis Piñon		Yasaman Houshang		Active Resident
Active Resident of Carson	Sergio Franco				Active Resident
Active Resident of Carson	William Koons				Active Resident
Carson Chamber of Commerce	John Wogan		Ken Dami		Business, business organization, or labor organization
Century Villages at Cabrillo	Jeffery Tate				Community Organization
City of Carson	Saied Naaseh		McKina Alexander		Agency or school, university or hospital
City of Los Angeles	Uduak-Joe Ntuk		Erica Blyther		Agency or school, university or hospital
Coalition for a Safe Environment	Jesse Marquez		Rick Pulido		Community Organization
Communities for a Better Environment	Alicia Rivera		Ashley Hernandez		Community Organization
Gulf Avenue Elementary School	Linda Bassett		Esperanza Romero		Agency or school, university or hospital
LA County Public Health	Matt Baca		Janet Scully		Agency or school, university or hospital
Long Beach Alliance for Children with Asthma	Sylvia Betancourt		Maria Reyes		Community Organization
Long Beach Area Chamber of Commerce	Jeremy Harris		Brissa Sotelo		Business, business organization, or labor organization
Long Beach Public Health	Nelson Kerr		Judeth Luong		Agency or school, university or hospital
Long Beach Unified School District	Brooke Murray				Agency or school, university or hospital
Los Cerritos Neighborhood Association	Gary Hamrick		Joe Hower		Community Organization
Marathon	Olga Chavez		Susan Stark		Business, business organization, or labor organization

Philippine Action Group for the Environment	Fe P. Koons				Community Organization
Port of Los Angeles	Tim DeMoss		Amber Coluso		Agency or school, university or hospital
SBCC Thrive LA	Maribel Alejandre		Leticia Herrera		Community Organization
Union Pacific	Lupe Valdez				Business, business organization, or labor organization
University of Southern California	Jill Johnston				Agency or school, university or hospital
USW Local 675	Pat Patterson				Business, business organization, or labor organization
West Long Beach	Christopher Chavez		Pastor Anthony Quezada		Active Resident
West Long Beach	Jacob Broderick		Emelio Ramirez		Active Resident
West Long Beach	Ron Batiste				Active Resident
West Long Beach	Whitney Amaya				Active Resident
Wilmington	Dulce Altamirano				Active Resident
Wilmington	Flavio Mercado				Active Resident
Wilmington	Magali Sanchez-Hall		Sylvia Arredondo		Active Resident
Wilmington	Salvador Lara		Victor Ibarra		Active Resident
Wilmington Chamber of Commerce	Dan Hoffman		Cecilia Moreno		Business, business organization, or labor organization
Yusen Logistics	Cameron D. Smith		Nikki Nguyen		Business, business organization, or labor organization



AB 617: CSC Meeting -- Wilmington/Carson/West Long Beach --August 7, 2019 -- 10:00 AM to 12:30 PM

Carson Community Center -- 801 E. Carson St., Carson, CA 90745

SIGNING YOUR NAME IS VOLUNTARY AND IS NOT REQUIRED TO ATTEND THIS MEETING

Cualquier persona puede participar en esta reunión sin necesidad de proveer la información requerida en este documento

PLEASE PRINT CLEARLY, AND COMPLETE ALL SECTIONS

POR FAVOR ESCRIBA CLARAMENTE Y COMPLETA TODAS LAS SECCIONES

	Name Nombre	Title Título	Affiliation / Organization Afilación / Organización	Email Correo Electrónico	Phone Teléfono	Address/City/Zip Dirección/Ciudad/Código Postal
1	Bernadette Shahin	applications manager	aeroqual			
2	Terry Filen	APS	CARB			
3	Heather Armas	ARSTI	CARB			
4	Debra Nguyen	Research Assistant	UC Davis			
5	Dylan Hardwick	Environmental	CRC			
6	Trina Simmon	Location Lead	Uafr Ca			
7	Ken Barker	ENV Mgr	sally-miller			
8	Maria Gark	OPPING MGR				
9	Cynthia Medina	Asst Director DAAC	Del Amo Action Committee			
10	Sylvia Nunez	SBCC				



AB 617: CSC Meeting -- Wilmington/Carson/West Long Beach --August 7, 2019 -- 10:00 AM to 12:30 PM

Carson Community Center -- 801 E. Carson St., Carson, CA 90745

SIGNING YOUR NAME IS VOLUNTARY AND IS NOT REQUIRED TO ATTEND THIS MEETING
Cualquier persona puede participar en esta reunión sin necesidad de proveer la información requerida en este documento

PLEASE PRINT CLEARLY, AND COMPLETE ALL SECTIONS
POR FAVOR ESCRIBA CLARAMENTE Y COMPLETA TODAS LAS SECCIONES

	Name Nombre	Title Título	Affiliation / Organization Afilación / Organización	Email Correo Electrónico	Phone Teléfono	Address/City/Zip Dirección/Ciudad/Código Postal
1	CRYSTAL REBUL CHFW	Dr.	CARB			
2	Jered Lindsay		SCE			
3	DAN MILLER		SPECTO/AEROQUAL			
4	WILLIAM Q		SULLY-MILLER			
5	Maria Garcia	CHW	LBACA			
6	KITTY ADAMS	EXECUTIVE DIRECTOR	ADOPT A CHARGER			
7	R-IAN ATENID		CARB			
8	BRUCE HEYMAN	EXECUTIVE DIRECTOR	LAMI			
9	MELISSA PLAMONDON	ENV. AFFAIRS OFFICER	CITY OF LA			
10						



AB 617: CSC Meeting -- Wilmington/Carson/West Long Beach --August 7, 2019 -- 10:00 AM to 12:30 PM

Carson Community Center -- 801 E. Carson St., Carson, CA 90745

SIGNING YOUR NAME IS VOLUNTARY AND IS NOT REQUIRED TO ATTEND THIS MEETING
 Cualquier persona puede participar en esta reunión sin necesidad de proveer la información requerida en este documento
 PLEASE PRINT CLEARLY, AND COMPLETE ALL SECTIONS
 POR FAVOR ESCRIBA CLARAMENTE Y COMPLETA TODAS LAS SECCIONES

	Name Nombre	Title Título	Affiliation / Organization Afilación / Organización	Email Correo Electrónico	Phone Teléfono	Address/City/Zip Dirección/Ciudad/Código Postal
1	Karina Simpson	Environmental Engineer	City of LA			
2	Tammy Yamasaki	AQ specialist	SCE			
3	Cory Skankin	Dev spec	CHBC			
4	Bridget McCann	Manager Tech. Reg. Affairs	WSPA			
5	JASON DAWSON	Health Analyst	La County Dqpt Public Heal			
6	Golden Thorn	West Long Beach	Lib			
7	Marley Zelay	Sr. Env. Scientist.	OEHHA			
8	CARRIE SCOVINE	PRESIDENT	SAN PEDRO DEMOCRATIC			
9	Marshall Walker		P66			
10						



AB 617: CSC Meeting -- Wilmington/Carson/West Long Beach --August 7, 2019 -- 10:00 AM to 12:30 PM

Carson Community Center -- 801 E. Carson St., Carson, CA 90745

SIGNING YOUR NAME IS VOLUNTARY AND IS NOT REQUIRED TO ATTEND THIS MEETING
Cualquier persona puede participar en esta reunión sin necesidad de proveer la información requerida en este documento
PLEASE PRINT CLEARLY, AND COMPLETE ALL SECTIONS
POR FAVOR ESCRIBA CLARAMENTE Y COMPLETA TODAS LAS SECCIONES

	Name Nombre	Title Título	Affiliation / Organization Afilación / Organización	Email Correo Electrónico	Phone Teléfono	Address/City/Zip Dirección/Ciudad/Código Postal
1	CAMIL BENJAMIN					
2	GEORGE BENJAMIN					
3						
4						
5						
6						
7						
8						
9						
10						



Conor Langlois
Environmental Specialist
Environmental Management Division



Bernadette Shahin
Applications Manager




aeroqual.com



CALIFORNIA
RESOURCES CORPORATION


Kristy Monji
Environmental Specialist



**community
environmental
services**



LOS ANGELES MARITIME INSTITUTE



CAPTAIN BRUCE D. HEYMAN
EXECUTIVE DIRECTOR

Experiential Education aboard the Official Tall Ships
Irving Johnson, Exy Johnson and Swift of Ipswich

Dan Miller
Sales Manager



www.spectotechnology.com



Elio Torrealba
Director - Air Quality




GOT SCRAP?[®]
www.sarecycling.com



Department of Public Works
Bureau of Sanitation
Regulatory Affairs Division













KRIS W. FLAIG, P. E.
Environmental Engineering Associate III
Air Quality, Climate Change, Renewable Energy















AB 617: Community Meeting -- Wilmington/Carson/West Long Beach

August 7, 2019 -- 10:00 AM to 12:30 PM

Carson Community Center -- 801 E. Carson St., Carson, CA 90745

Affiliation	Primary	Signature	Alternate	Signature	Category
Active Resident of Carson	Daniel Toledo				Active Resident
Active Resident of Carson	Joseph Luis Piñon		Yasaman Houshang		Active Resident
Active Resident of Carson	Sergio Franco				Active Resident
Active Resident of Carson	William Koons				Active Resident
Carson Chamber of Commerce	John Wogan		Ken Dami		Business, business organization, or labor organization
Century Villages at Cabrillo	Jeffery Tate				Community Organization
City of Carson	Saied Naaseh		McKina Alexander		Agency or school, university or hospital
City of Los Angeles	Uduak-Joe Ntuk		Erica Blyther		Agency or school, university or hospital
Coalition for a Safe Environment	Jesse Marquez		Rick Pulido		Community Organization
Communities for a Better Environment	Alicia Rivera		Ashley Hernandez		Community Organization
Gulf Avenue Elementary School	Linda Bassett		Esperanza Romero		Agency or school, university or hospital
LA County Public Health	Matt Baca		Janet Scully		Agency or school, university or hospital
Long Beach Alliance for Children with Asthma	Sylvia Betancourt		Maria Reyes		Community Organization
Long Beach Area Chamber of Commerce	Jeremy Harris		Brissa Sotelo		Business, business organization, or labor organization
Long Beach Public Health	Nelson Kerr		Judeth Luong		Agency or school, university or hospital
Long Beach Unified School District	Brooke Murray				Agency or school, university or hospital
Los Cerritos Neighborhood Association	Gary Hamrick		Joe Hower		Community Organization

		SIGNATURES	ALTERNATE	SIGNATURE	
Marathon	Olga Chavez		Susan Stark		Business, business organization, or labor organization
Philippine Action Group for the Environment	Fe P. Koons		Jesse Koons		Community Organization
Port of Los Angeles	Tim DeMoss		Conor Langlois		Agency or school, university or hospital
SBCC Thrive LA	Maribel Alejandre		Leticia Herrera		Community Organization
Union Pacific	Lupe Valdez				Business, business organization, or labor organization
University of Southern California	Jill Johnston				Agency or school, university or hospital
USW Local 675	Pat Patterson				Business, business organization, or labor organization
West Long Beach	Christopher Chavez		Pastor Anthony Quezada		Active Resident
West Long Beach	Jacob Broderick		Emelio Ramirez		Active Resident
West Long Beach	Ron Batiste				Active Resident
West Long Beach	Whitney Amaya				Active Resident
Wilmington	Dulce Altamirano				Active Resident
Wilmington	Flavio Mercado				Active Resident
Wilmington	Magali Sanchez-Hall		Sylvia Arredondo		Active Resident
Wilmington	Salvador Lara		Victor Ibarra		Active Resident
Wilmington Chamber of Commerce	Dan Hoffman		Cecilia Moreno		Business, business organization, or labor organization
Yusen Logistics	Cameron D. Smith		Nikki Nguyen		Business, business organization, or labor organization

THIS PAGE IS INTENTIONALLY LEFT BLANK

APPENDIX 3A:

COMMUNITY PROFILE

THIS PAGE IS INTENTIONALLY LEFT BLANK

Appendix 3a: Community Profile

Information on the Best Available Retrofit Control Technology and AB 2588 Program

AB 617 requires air districts to implement Best Available Retrofit Control Technology (BARCT) for facilities in the state greenhouse gas cap-and-trade program by December 31, 2023. The Wilmington, Carson, West Long Beach community has facilities that are subject to BARCT, specifically larger facilities that are in the REgional CLean Air Incentives Market (RECLAIM) program. In addition, CARB's Blueprint states that facilities located within the community with Risk Reduction Plans under the Assembly Bill (AB) 2588 program must be identified. Descriptions of the facilities that are subject to BARCT (specifically RECLAIM facilities) and the AB 2588 program are provided below.

Best Available Retrofit Control Technology (BARCT)

RECLAIM facilities

Facilities within the RECLAIM program are typically larger facilities that have NO_x emissions greater than four tons per year. The RECLAIM program¹ uses a market-based approach to achieve emission reductions from facilities for nitrogen oxides (NO_x) and sulfur oxides (SO_x) in the aggregate. However, an analysis of the RECLAIM program has shown that the ability to achieve NO_x emission reductions using a market-based approach has diminished; therefore, pursuant to Board direction, RECLAIM NO_x facilities will transitionⁱ to a command-and-control regulatory structure to ensure facilities meet BARCT. RECLAIM facilities that are also in the State greenhouse gas cap-and-trade program are subject to the BARCT requirements of AB 617. South Coast AQMD staff completed an analysis of the equipment at each RECLAIM facility, giving higher priority to older, higher polluting units that will need to install retrofit controls. The higher polluting units at RECLAIM facilities will be or have been evaluated for BARCT and will be subject to the following South Coast AQMD rules: Rules 1109.1,² 1110.2,³ 1117,⁴ 1118.1,⁵ 1134,⁶ 1135,⁷ 1146, 1146.1, 1146.2,⁸ 1147, 1147.1,⁹ and 1147.2.¹⁰ A BARCT assessment includes an evaluation of emission limits for existing units, South Coast AQMD regulatory requirements, other regulatory requirements, and pollution control technologies. Table Appendix 3a-1 lists the RECLAIM facilities that may be subject to BARCT and whether they are in the State cap-and-trade program.

ⁱ For more information on the RECLAIM transition please see: <http://www.aqmd.gov/home/rules-compliance/reclaim-transition>.

Table Appendix 3a-1: List of NOx RECLAIM facilities within the Wilmington, Carson, West Long Beach community

RECLAIM Facility Name	Facility Address	Cap-and-Trade Facility (Yes/No)
AIR PROD & CHEM INC	23300 S ALAMEDA ST., CARSON	No
NEW NGC, INC.	1850 PIER B ST., LONG BEACH	Yes
RALPHS GROCERY CO	1100 W ARTESIA BLVD., COMPTON	No
PACIFIC CONTINENTAL TEXTILES, INC.	2880 E ANA ST., COMPTON	No
LA CITY, HARBOR DEPT	500 PIER A ST., BERTH 161, WILMINGTON	No
TIDELANDS OIL PRODUCTION COMPANY ETAL	230 S PICO AVE., LONG BEACH	Yes
TEXOLLINI INC	2575 EL PRESIDIO ST., CARSON	No
AIR PRODUCTS AND CHEMICALS, INC.	700 N HENRY FORD AVE., WILMINGTON	No
PRIME WHEEL	17704 S BROADWAY ST., CARSON	Yes
LONG BEACH GENERATION, LLC	2665 PIER S LN., LONG BEACH	No
INEOS POLYPROPYLENE LLC	2384 E 223RD ST., CARSON	No
THUMS LONG BEACH CO	1411 PIER D ST., LONG BEACH	Yes
LEKOS DYE AND FINISHING, INC	3131 HARCOURT ST., COMPTON	No
FS PRECISION TECH LLC	3025 E VICTORIA ST., COMPTON	No
TESORO REFINING AND MARKETING CO, LLC	23208 S ALAMEDA ST., CARSON	Yes
HARBOR COGENERATION CO, LLC	505 PIER B AVE., WILMINGTON	No
HENKEL ELECTRONIC MATERIALS, LLC	20021 SUSANA RD., COMPTON	No
PHILLIPS 66 CO/LA REFINERY WILMINGTON PL	1660 W ANAHEIM ST., WILMINGTON	Yes
PHILLIPS 66 COMPANY/LOS ANGELES REFINERY	1520 E SEPULVEDA BLVD., CARSON	Yes
TESORO REF & MKTG CO LLC,CALCINER	2450 PIER B ST., LONG BEACH	Yes
TESORO REFINING & MARKETING CO, LLC	2350 E 223RD ST., CARSON	Yes
ECO SERVICES OPERATIONS CORP.	20720 S WILMINGTON AVE., CARSON	Yes
URBAN COMMONS LLC EVOLUTION HOSPITALITY	1256 S PIER J AVE., LONG BEACH	No
LSC COMMUNICATIONS, LA MFG DIV	19681 PACIFIC GATEWAY DR., TORRANCE	No
ENERY HOLDINGS LLC	17171 S CENTRAL AVE., CARSON	No

RECLAIM Facility Name	Facility Address	Cap-and-Trade Facility (Yes/No)
ULTRAMAR INC	2402 E ANAHEIM ST., WILMINGTON	Yes
US BORAX INC	300 FALCON ST., WILMINGTON	No
LA CITY, DWP HARBOR GENERATING STATION	161 N ISLAND AVE., WILMINGTON	No
TIDELANDS OIL PRODUCTION CO	949 PIER G AVE., LONG BEACH	Yes
THUMS LONG BEACH	1105 HARBOR SCENIC DR., LONG BEACH	Yes
EQUILON ENTER. LLC, SHELL OIL PROD. US	20945 S WILMINGTON, CARSON	No
VALERO WILMINGTON ASPHALT PLANT	1651 ALAMEDA ST., WILMINGTON	No
PLAINS WEST COAST TERMINALS LLC	2500 E VICTORIA ST., COMPTON	No
PLAINS WEST COAST TERMINALS LLC	2685 PIER S LN., LONG BEACH	No

Non-RECLAIM facilities

As a result of the BARCT assessment conducted for RECLAIM facilities, some equipment at non-RECLAIM facilities will also be affected and will be required to meet BARCT NOx emissions. The BARCT assessment is still currently being conducted for a number of rules and the list of affected non-RECLAIM facilities that may be subject to additional requirements is being developed.

[AB 2588 Program](#)

The AB 2588 Program¹¹ is a statewide program that requires air districts to establish emissions inventory of air toxics from individual facilities.ⁱⁱ The AB 2588 program is implemented in South Coast AQMD through Rule 1402 - Control of Toxic Air Contaminants from Existing Sources¹² which requires certain facilities to conduct Health Risk Assessments to assess the health risk (long-term versus short-term) to the surrounding community. Facilities are required to submit Health Risk Assessments¹³ based upon the toxicity and volume of toxic air contaminants released within proximity to potential receptors (e.g., hospitals, residences, work sites). Depending on the risk, facilities may be required to do public notices and hold a public meeting. If a facility is determined to exceed the significant risk level, as determined by each air district, they are required to reduce this risk by submitting a Risk Reduction Plan (RRP).¹⁴ The RRP outlines what measures (e.g., high-efficiency particulate air (HEPA) filters) the facility will incorporate to reduce their risk. (Some facilities may be subject to the AB 2588 program, but do not exceed the action risk threshold and therefore are not required to submit a RRP.) Some facilities may also choose to voluntarily reduce

ⁱⁱ The South Coast AQMD’s AB 2588 Program incorporates the requirements of the state AB 2588 program, as well as additional and/or more stringent requirements.

their risk by submitting a voluntary RRP (VRRP).ⁱⁱⁱ If a facility has an approved VRRP, the risks will be reduced below the voluntary risk threshold. Table Appendix 3a-2^{iv} shows facilities within the Wilmington, Carson, West Long Beach community that are currently in the AB 2588 program in the South Coast AQMD. This table includes the facility name, location address, and the most recent status under the AB 2588 program. Facilities in the AB 2588 program without a RRP or VRRP will have the prioritization level (High, Intermediate, or Low)^v and what year the prioritization was conducted listed as the status. Prioritization is based on reporting every four years.

Table Appendix 3a-2: List of facilities in the AB 2588 program within the Wilmington, Carson, Long Beach community

Facility Name	Facility Address	Status within the AB 2588 Program
AIR PROD & CHEM INC	23300 S ALAMEDA ST, CARSON	Prioritization from 2017 - Intermediate
LMC ENTERPRISES, DBA FLO-KEM	19400-02 SUSANA RD, RANCHO DOMINGUEZ	Prioritization from 2016 – Low
LA CITY, TERMINAL ISLAND TREATMENT PLANT	445 FERRY ST, SAN PEDRO	Prioritization from 2015 - Intermediate
WESTERN TUBE & CONDUIT CORP	2001 E DOMINGUEZ ST, LONG BEACH	Prioritization from 2015 - Intermediate
PICK YOUR PART AUTO WRECKING	1903 N BLINN AVE, WILMINGTON	Prioritization from 2016 – Low
LA CITY, HARBOR DEPT	500 PIER A ST, BERTH 161, WILMINGTON	Prioritization from 2017 – Low
MAXIMA ENTERPRISES, INC.	23920-4 S VERMONT AVE, HARBOR CITY	Prioritization from 2015 – Low
PERVAN TOOLING CO., INC	1716 KONA DR, COMPTON	Prioritization from 2017 - Intermediate
BREA CANON OIL CO	630 LOMITA BLVD, WILMINGTON	Prioritization from 2015 - Intermediate
AIR PRODUCTS AND CHEMICALS, INC.	700 N HENRY FORD AVE, WILMINGTON	Prioritization from 2018 - Intermediate
RIBOST TERMINAL, LLC.	1405 PIER "C" ST, LONG BEACH	Prioritization from 2017 - Intermediate

ⁱⁱⁱ Some facilities may have submitted applications for a VRRP; however, if the facility is found to be already under the voluntary risk threshold, no further reduction measures are required.

^{iv} Facilities listed in the table are reducing risk or in the process of reducing risk.

^v Facilities designated as high priority are required to submit Health Risk Assessments to assess the risk to their surrounding community. Facilities ranked as Intermediate priority are required to submit a complete toxics inventory once every four years. Facilities ranked as low priority are exempt from reporting.

Facility Name	Facility Address	Status within the AB 2588 Program
POLY ONE CORPORATION	2104 E 223RD ST, CARSON	Prioritization from 2017 – Low
FS PRECISION TECH LLC	3025 E VICTORIA ST, COMPTON	Prioritization from 2018 – Low
WARREN E&P, INC	625 E ANAHEIM ST, WILMINGTON	Prioritization from 2017 - Intermediate
TESORO REFINING AND MARKETING CO, LLC	23208 S ALAMEDA ST, CARSON	Risks below notification risk level based on most recent HRA
SA RECYCLING	901 NEW DOCK ST, TERMINAL ISLAND	Prioritization from 2017 - Intermediate
HUCK INTERNATIONAL INC	900 WATSON CENTER RD, CARSON	Prioritization from 2016 – Low
TESORO LOGISTICS, WILMINGTON TERMINAL	1930 E PACIFIC COAST HWY, WILMINGTON	Prioritization from 2015 – Low
PHILLIPS 66 CO/LA REFINERY WILMINGTON PL	1660 W ANAHEIM ST, WILMINGTON	HRA submittal pending
PHILLIPS 66 COMPANY/LOS ANGELES REFINERY	1520 E SEPULVEDA BLVD, CARSON	Risks below notification risk level based on most recent HRA
TESORO LOGISTICS LONG BEACH TERMINAL	820 CARRACK AVE, LONG BEACH	Prioritization from 2016 – Low
EC VAPOR CONTROL SYSTEMS	885 S PIER A ST, WILMINGTON	Prioritization from 2017 - Intermediate
TESORO REF & MKTG CO LLC,CALCINER	2450 PIER B ST, LONG BEACH	Risks below notification risk level based on most recent HRA
TESORO REFINING & MARKETING CO, LLC*	2350 E 223RD ST, CARSON	VRRP under review
TESORO LOGISTICS, CARSON CRUDE TERMINAL	24696 S WILMINGTON AVE, CARSON	Prioritization from 2015 – Low
TESORO LOGISTICS,CARSON PROD TERMINAL	2149 E SEPULVEDA BLVD, CARSON	Prioritization from 2015 – Low
TESORO LOGISTICS MARINE TERMINAL 3	MARINE TERMINAL 3 PORT OF LB, LONG BEACH	Prioritization from 2018 – Low
TESORO LOGISTICS MARINE TERMINAL 2	1350 PIER B ST, LONG BEACH	Prioritization from 2015 - Intermediate

Appendix 3a-5

Facility Name	Facility Address	Status within the AB 2588 Program
ENVENT CORPORATION	1660 W ANAHEIM ST, WILMINGTON	Prioritization from 2017 - Intermediate
SOLVAY USA, INC	20851 S SANTA FE AVE, LONG BEACH	Prioritization from 2016 - Intermediate
ECO SERVICES OPERATIONS CORP.	20720 S WILMINGTON AVE, CARSON	Prioritization from 2017 - High
TORRANCE LOGISTICS COMPANY, LLC	799 S SEASIDE AVE, B #238-240, TERMINAL ISLAND	Prioritization from 2015 - Intermediate
SIGNAL HILL PETROLEUM, INC	2700 OLIVE ST, LONG BEACH	Prioritization from 2017 – Low
GS II, INC.	1431 W E ST, WILMINGTON	Prioritization from 2016 – Low
CUSTOM FIBREGLASS MFG. CO DBA SNUGTOP	1711 HARBOR AVE, LONG BEACH	Prioritization from 2015 - Intermediate
ENERY HOLDINGS LLC	17171 S CENTRAL AVE, CARSON	Prioritization from 2017 – Low
ULTRAMAR INC	2402 E ANAHEIM ST, WILMINGTON	VRRP under review
KINDER MORGAN LIQUIDS TERMINALS, LLC	1900 WILMINGTON - SAN PEDRO RD, WILMINGTON	Prioritization from 2015 – Low
KINDER MORGAN LIQUIDS TERMINALS, LLC	2000 E SEPULVEDA BLVD, CARSON	Prioritization from 2015 - Intermediate
PETRO DIAMOND TERMINAL CO	1920 LUGGER BERTH 83 WAY, LONG BEACH	Prioritization from 2015 – Low
US BORAX INC	300 FALCON ST, WILMINGTON	Prioritization from 2015 – Low
LA CITY, DWP HARBOR GENERATING STATION	161 N ISLAND AVE, WILMINGTON	Prioritization from 2015 - Intermediate
ULTRAMAR INC	961 LA PALOMA AVE, WILMINGTON	Prioritization from 2015 - Intermediate
LA CO. SANITATION DIST	24501 S FIGUEROA ST, CARSON	Prioritization from 2017 - Intermediate
SFPP, L.P. (NSR USE)	20410 S WILMINGTON AVE, CARSON	Prioritization from 2016 - High
LA CO HARBOR-UCLA MEDICAL CENTER	1000 W CARSON ST, TORRANCE	Prioritization from 2017 - Intermediate
TIDELANDS OIL PRODUCTION CO	949 PIER G AVE, LONG BEACH	Prioritization from 2015 – Low

Appendix 3a-6

Facility Name	Facility Address	Status within the AB 2588 Program
THUMS LONG BEACH	1105 HARBOR SCENIC DR, PIERS J1-J6, LONG BEACH	Prioritization from 2015 - Intermediate
EQUILON ENTER. LLC, SHELL OIL PROD. US	20945 S WILMINGTON, CARSON	HRA under review
VALERO WILMINGTON ASPHALT PLANT	1651 ALAMEDA ST, WILMINGTON	Prioritization from 2016 - Intermediate
PLAINS WEST COAST TERMINALS LLC	2500 E VICTORIA ST, COMPTON	Prioritization from 2017 - High
PLAINS WEST COAST TERMINALS LLC	2685 PIER S LN, LONG BEACH	Prioritization from 2018 – Low
TESORO REFINING AND MARKETING CO, LLC*	2101 E PACIFIC COAST HWY, WILMINGTON	VRRP under review

*Facilities are consolidating

Technology Clearinghouse

South Coast AQMD staff have been conducting Best Available Control Technology (BACT) analyses and working closely with CARB to provide data for the Technology Clearinghouse. Requirements for Toxics-Best Available Control Technology (T-BACT) are frequently established through the adoption and amendment of rules affecting air toxics (i.e., Regulation XIV). Staff will reference the Technology Clearinghouse and applicable air toxic rule requirements (inclusive of state Air Toxic Control Measures (ATCMs) and federal National Emission Standards for Hazardous Air Pollutants (NESHAPs)), when available, to evaluate for potential tightening of rules through the rule development process. Permit considerations for both new and modified sources throughout the district are based on rule requirements.

References

1. South Coast AQMD, RECLAIM,
<http://www.aqmd.gov/home/programs/business/business-detail?title=reclaim>,
Accessed July 29, 2019.
2. South Coast AQMD, PR 1109.1: Refinery Equipment,
<http://www.aqmd.gov/home/rules-compliance/rules/scaqmd-rule-book/proposed-rules#1109.1>, Accessed July 29, 2019.
3. South Coast AQMD, PAR 1110.2: Emissions from Gaseous and Liquid-Fueled Engines,
<http://www.aqmd.gov/home/rules-compliance/rules/scaqmd-rule-book/proposed-rules#1110.2>, Accessed July 29, 2019.

4. South Coast AQMD, Rule 1117: Emissions of Oxides of Nitrogen from Glass Melting Furnaces, <http://www.aqmd.gov/docs/default-source/rule-book/reg-xi/rule-1117.pdf>, Accessed July 30, 2019.
5. South Coast AQMD, PR 1118.1: Control of Emissions from Non-Refinery Flares, <https://www.aqmd.gov/home/rules-compliance/compliance/r1118-1>, Accessed July 29, 2019.
6. South Coast AQMD, PAR 1134: Emissions of Oxides of Nitrogen, <http://www.aqmd.gov/home/rules-compliance/rules/scaqmd-rule-book/proposed-rules#1134>, Accessed July 29, 2019.
7. South Coast AQMD, PAR 1135: Emissions of Oxides of Nitrogen from Electricity Generating Facilities, <http://www.aqmd.gov/home/rules-compliance/rules/scaqmd-rule-book/proposed-rules#1135>, Accessed July 29, 2019.
8. South Coast AQMD, PAR 1146, 1146.1, 1146.2: Emissions of Oxides of Nitrogen from Industrial, Institutional, and Commercial Boilers, Steam Generators, and Process Heaters; Emissions of Oxides of Nitrogen from Small Industrial, Institutional, and Commercial Boilers, Steam Generators, and Process Heaters; Emissions of Oxides of Nitrogen from Large Water Heaters and Small Boilers and Process Heaters; and - Implementation Schedule for NOx Facilities, <http://www.aqmd.gov/home/rules-compliance/rules/scaqmd-rule-book/proposed-rules#1146>, Accessed July 29, 2019.
9. South Coast AQMD, PAR 1147, 1147.1: NOx Reductions from Miscellaneous Sources, NOx Reductions from Large Miscellaneous Combustion, <http://www.aqmd.gov/home/rules-compliance/rules/scaqmd-rule-book/proposed-rules#1147>, Accessed July 29, 2019.
10. South Coast AQMD, PAR 1147.2: NOx Reductions from Metal Processing Equipment, <http://www.aqmd.gov/home/rules-compliance/rules/scaqmd-rule-book/proposed-rules#1147.2>, Accessed July 29, 2019.
11. South Coast AQMD, Air Toxics “Hot Spots” Program (AB 2588), <http://www.aqmd.gov/home/rules-compliance/compliance/toxic-hot-spots-ab-2588>, Accessed July 19, 2019.
12. South Coast AQMD, Rule 1402 – Control of Toxic Air Contaminants from Existing Sources, <http://www.aqmd.gov/docs/default-source/rule-book/reg-xiv/rule-1402.pdf>, Accessed August 9, 2019.
13. South Coast AQMD, Health Risk Assessment, <http://www.aqmd.gov/home/rules-compliance/compliance/toxic-hot-spots-ab-2588/health-risk-assessment>, Accessed July 19, 2019.

14. South Coast AQMD, Risk Reduction, <http://www.aqmd.gov/home/rules-compliance/compliance/toxic-hot-spots-ab-2588/risk-reduction>, Accessed July 19, 2019.

THIS PAGE IS INTENTIONALLY LEFT BLANK

APPENDIX 3B:

COMMUNITY PROFILE SOURCE ATTRIBUTION

THIS PAGE IS INTENTIONALLY LEFT BLANK

2017 Annual Average Emissions by Source Category in Wilmington, Carson, West Long Beach

CODE	Source Category	TOG (tons/year)	VOC (tons/year)	NOx (tons/year)	CO (tons/year)	SOx (tons/year)	TSP (tons/year)	PM10 (tons/year)	PM2.5 (tons/year)	NH3 (tons/year)	Pb (lbs/year)
Fuel Combustion											
10	Electric Utilities	0.10	0.01	0.00	0.12	0.01	0.02	0.02	0.02	0.08	0.00
20	Cogeneration	0.22	0.21	0.11	1.18	0.00	0.18	0.12	0.07	2.43	0.00
30	Oil and Gas Production (combustion)	32.48	3.98	21.63	28.87	0.33	2.55	2.51	2.50	4.87	0.80
40	Petroleum Refining (Combustion)	647.51	216.30	2.53	664.59	0.15	297.14	286.32	281.47	136.09	64.77
50	Manufacturing and Industrial	410.63	75.64	207.17	312.24	4.00	22.89	22.65	22.48	28.24	10.15
52	Food and Agricultural Processing	0.09	0.04	0.91	0.24	0.00	0.05	0.05	0.05	0.13	0.00
60	Service and Commercial	151.79	49.44	101.22	179.72	8.57	24.97	24.87	24.84	42.89	1.68
99	Other (Fuel Combustion)	666.32	117.46	37.81	152.53	0.66	126.25	124.22	122.62	150.03	0.17
Total Fuel Combustion		1909.14	463.08	371.39	1339.50	13.71	474.05	460.76	454.05	364.74	77.58
Waste Disposal											
110	Sewage Treatment	14.48	10.37	0.00	0.00	0.00	0.01	0.00	0.00	1.55	0.00
120	Landfills	1265.04	17.71	0.00	0.00	0.00	0.00	0.00	0.00	14.59	0.00
130	Incineration	56.81	10.86	265.37	55.12	18.57	39.97	13.23	9.41	28.48	25.11
140	Soil Remediation	0.00	0.00	0.00	0.00	0.00	0.00	0.00	0.00	0.00	0.00
199	Other (Waste Disposal)	1047.82	84.11	0.00	0.25	0.06	0.13	0.13	0.13	16.40	0.00
Total Waste Disposal		2384.15	123.04	265.37	55.37	18.63	40.11	13.36	9.54	61.02	25.11
Cleaning and Surface Coatings											
210	Laundering	22.21	1.21	0.00	0.00	0.00	0.00	0.00	0.00	0.00	0.00
220	Degreasing	629.09	115.84	0.00	0.00	0.00	0.00	0.00	0.00	0.00	0.00
230	Coatings and Related Processes	227.92	223.24	0.00	0.00	0.00	19.73	18.94	18.25	0.80	0.00
240	Printing	25.23	25.23	0.00	0.00	0.00	0.00	0.00	0.00	1.80	0.00
250	Adhesives and Sealants	44.94	39.13	0.00	0.00	0.00	5.21	5.00	4.82	0.00	0.00
299	Other (Cleaning and Surface Coatings)	71.98	43.10	0.00	0.96	0.00	1.45	1.39	1.34	0.67	0.00
Total Cleaning and Surface Coatings		1021.37	447.75	0.00	0.96	0.00	26.39	25.33	24.41	3.27	0.00
Petroleum Production and Marketing											
310	Oil and Gas Production	500.02	209.31	0.83	2.13	7.28	10.05	6.14	5.59	6.13	0.00
320	Petroleum Refining	1022.27	718.86	80.31	280.13	47.80	490.49	332.92	223.23	11.02	6.25
330	Petroleum Marketing	1661.15	251.48	0.00	0.00	0.00	0.02	0.02	0.02	0.03	0.00
399	Other (Petroleum Production and Marketing)	3.10	2.47	0.98	1.78	0.01	0.01	0.01	0.01	0.00	0.00
Total Petroleum Production and Marketing		3186.53	1182.12	82.12	284.04	55.09	500.57	339.09	228.84	17.18	6.25
Industrial Processes											
410	Chemical	82.09	64.36	9.11	49.35	20.78	36.90	31.53	29.04	0.07	0.56
420	Food and Agriculture	2.92	2.92	0.00	0.00	0.00	0.00	0.00	0.00	0.00	0.00
430	Mineral Processes	16.55	14.05	1.25	24.81	0.73	26.25	22.71	13.57	2.39	0.03
440	Metal Processes	0.04	0.04	0.01	0.00	0.00	2.83	2.36	1.92	0.01	134.00
450	Wood and Paper	0.00	0.00	0.00	0.00	0.00	76.08	53.26	31.95	0.00	0.00
460	Glass and Related Products	0.00	0.00	0.00	0.00	0.00	0.00	0.00	0.00	0.00	0.00
470	Electronics	0.00	0.00	0.00	0.00	0.00	0.00	0.00	0.00	0.00	0.00
499	Other (Industrial Processes)	474.32	426.52	3.21	4.61	0.04	29.65	21.77	17.19	123.93	0.01
Total Industrial Processes		575.92	507.89	13.58	78.77	21.55	171.71	131.63	93.67	126.40	134.59
Solvent Evaporation											
510	Consumer Products	1027.98	850.48	0.00	0.00	0.00	0.00	0.00	0.00	0.00	0.00
520	Architectural Coatings and Related Solvent	120.39	113.55	0.00	0.00	0.00	0.00	0.00	0.00	0.00	0.00
530	Pesticides/Fertilizers	7.40	7.40	0.00	0.00	0.00	0.00	0.00	0.00	3.46	0.00
540	Asphalt Paving/Roofing	7.26	6.47	0.00	0.00	0.00	0.23	0.22	0.21	0.00	0.00
Total Solvent Evaporation		1163.03	977.90	0.00	0.00	0.00	0.23	0.22	0.21	3.46	0.00

(Continued)

2017 Annual Average Emissions by Source Category in Wilmington, Carson, West Long Beach

CODE	Source Category	TOG (tons/year)	VOC (tons/year)	NOx (tons/year)	CO (tons/year)	SOx (tons/year)	TSP (tons/year)	PM10 (tons/year)	PM2.5 (tons/year)	NH3 (tons/year)	Pb (lbs/year)
Miscellaneous Process											
610	Residential Fuel Combustion	204.49	89.37	138.12	493.20	4.48	75.58	71.67	69.56	1.29	2.01
620	Farming Operations	9.03	0.72	0.00	0.00	0.00	0.28	0.13	0.02	2.80	0.03
630	Construction and Demolition	0.00	0.00	0.00	0.00	0.00	440.48	215.40	21.58	0.00	490.70
640	Paved Road Dust	0.00	0.00	0.00	0.00	0.00	687.64	314.25	47.45	0.00	170.53
645	Unpaved Road Dust	0.00	0.00	0.00	0.00	0.00	7.48	4.44	0.44	0.00	1.95
650	Fugitive Windblown Dust	0.00	0.00	0.00	0.00	0.00	0.15	0.09	0.01	0.00	0.27
660	Fires	3.73	2.51	0.77	30.74	0.00	5.37	5.27	4.97	0.00	0.73
670	Waste Burning and Disposal	0.04	0.02	0.01	0.25	0.00	0.03	0.03	0.03	0.00	0.00
690	Cooking	23.63	16.52	0.00	0.00	0.00	100.03	100.03	100.03	0.00	27.91
699	Other (Miscellaneous Processes)	0.00	0.00	0.00	0.00	0.00	0.00	0.00	0.00	260.06	0.00
	RECLAIM			2609.30		936.13					
Total Miscellaneous Processes		240.92	109.14	2748.20	524.19	940.61	1317.04	711.31	244.09	264.15	694.13
On-Road Motor Vehicles											
710	Light Duty Passenger Auto (LDA)	355.49	318.19	283.55	3494.58	7.30	113.54	111.21	46.87	60.85	19.78
722	Light Duty Trucks 1 (T1)	76.83	69.18	62.32	618.16	0.73	10.15	9.91	4.38	6.57	2.09
723	Light Duty Trucks 2 (T2)	192.75	172.57	210.53	1834.76	3.51	41.37	40.51	17.05	32.68	7.39
724	Medium Duty Trucks (T3)	158.86	141.85	171.79	1472.42	2.70	26.64	26.08	11.09	31.37	4.93
732	Light Heavy Duty Gas Trucks 1 (T4)	23.64	22.18	22.17	99.84	0.32	3.33	3.27	1.38	2.48	0.47
733	Light Heavy Duty Gas Trucks 2 (T5)	5.26	4.96	5.24	19.46	0.08	0.86	0.84	0.36	0.48	0.11
734	Medium Heavy Duty Gas Trucks (T6)	6.18	5.35	11.80	66.39	0.17	1.40	1.37	0.57	0.42	0.18
736	Heavy Heavy Duty Gas Trucks ((HHD)	2.17	1.73	7.61	56.98	0.02	0.08	0.08	0.03	0.04	0.02
742	Light Heavy Duty Diesel Trucks 1 (T4)	4.31	3.79	117.11	15.23	0.12	3.01	2.97	1.63	0.07	0.34
743	Light Heavy Duty Diesel Trucks 2 (T5)	1.97	1.73	51.70	6.85	0.06	1.58	1.55	0.84	0.04	0.17
744	Medium Heavy Duty Diesel Truck (T6)	24.07	21.13	388.30	49.11	0.53	18.76	18.56	13.72	1.37	0.93
746	Heavy Heavy Duty Diesel Trucks (HHD)	54.82	38.96	910.74	130.49	1.45	21.87	21.68	15.49	2.35	1.93
750	Motorcycles (MCY)	96.13	84.76	24.00	459.22	0.05	0.38	0.37	0.17	0.16	0.15
760	Diesel Urban Buses (UB)	104.54	6.06	43.51	346.61	0.00	1.02	1.01	0.41	0.02	0.17
762	Gas Urban Buses (UB)	0.24	0.21	1.00	2.06	0.06	0.39	0.38	0.16	0.11	0.05
771	Gas School Buses (SB)	0.42	0.31	0.50	3.72	0.01	0.59	0.58	0.25	0.03	0.06
772	Diesel School Buses (SB)	0.47	0.41	28.80	1.05	0.03	1.67	1.64	0.78	0.05	0.18
777	Gas Other Buses (OB)	1.84	1.58	4.33	20.24	0.08	0.67	0.65	0.27	0.20	0.08
778	Motor Coaches	1.39	1.22	22.76	3.47	0.03	0.72	0.71	0.53	0.05	0.06
779	Diesel Other Buses (OB)	1.94	1.70	27.96	3.72	0.03	1.36	1.34	1.02	0.09	0.12
780	Motor Homes (MH)	0.96	0.76	7.72	16.22	0.06	0.73	0.72	0.37	0.14	0.09
Total On-Road Motor Vehicles		1114.28	898.63	2403.44	8720.58	17.34	250.12	245.43	117.37	139.57	39.30
Other Mobile Sources											
810	Aircraft	0.00	0.00	0.00	0.00	0.00	0.00	0.00	0.00	0.00	0.00
820	Trains	19.88	16.66	310.55	65.80	0.22	6.00	6.00	5.49	0.13	0.36
833	Ocean Going Vessels	200.75	167.90	2755.75	288.35	368.65	87.60	87.60	80.30	3.65	518.05
835	Commercial Harbor Crafts	27.76	23.32	229.45	152.86	0.03	7.41	7.41	6.82	0.00	0.15
840	Recreational Boats	237.47	203.51	64.00	915.16	0.09	14.57	13.11	9.91	0.12	30.86
850	Off-Road Recreational Vehicles	11.95	11.88	0.06	3.03	0.00	0.00	0.00	0.00	0.00	0.00
860	Off-Road Equipment	520.73	452.20	1369.33	6204.76	1.08	56.99	55.18	48.29	2.70	38.56
870	Farm Equipment	0.32	0.28	0.96	3.41	0.00	0.06	0.06	0.06	0.00	0.02
890	Fuel Storage and Handling	56.56	56.34	0.00	0.00	0.00	0.00	0.00	0.00	0.00	0.00
Total Other Mobile Sources		1075.42	932.09	4730.10	7633.37	370.07	172.63	169.36	150.87	6.60	588.00
Total Stationary and Area Sources		10481.07	3810.91	3480.66	2282.83	1049.58	2530.09	1681.69	1054.82	840.21	937.65
Total On-Road Vehicles		1114.28	898.63	2403.44	8720.58	17.34	250.12	245.43	117.37	139.57	39.30
Total Other Mobile		1075.42	932.09	4730.10	7633.37	370.07	172.63	169.36	150.87	6.60	588.00
Total		12670.77	5641.63	10614.20	18636.78	1436.99	2952.84	2096.48	1323.06	986.38	1564.95

2024 Annual Average Emissions by Source Category in Wilmington, Carson, West Long Beach

CODE	Source Category	TOG (tons/year)	VOC (tons/year)	NOx (tons/year)	CO (tons/year)	SOx (tons/year)	TSP (tons/year)	PM10 (tons/year)	PM2.5 (tons/year)	NH3 (tons/year)	Pb (lbs/year)
Fuel Combustion											
10	Electric Utilities	0.10	0.01	0.00	0.12	0.01	0.02	0.02	0.02	0.08	0.00
20	Cogeneration	0.24	0.23	0.12	1.30	0.00	0.20	0.14	0.08	2.67	0.00
30	Oil and Gas Production (combustion)	33.86	4.15	22.55	30.11	0.35	2.65	2.62	2.60	5.08	0.84
40	Petroleum Refining (Combustion)	647.51	216.30	2.53	664.59	0.15	297.14	286.32	281.47	136.09	64.77
50	Manufacturing and Industrial	378.22	74.71	199.56	313.59	4.23	22.31	22.06	21.88	26.93	10.00
52	Food and Agricultural Processing	0.10	0.04	0.93	0.26	0.00	0.06	0.06	0.06	0.14	0.00
60	Service and Commercial	150.94	47.52	98.04	177.12	9.94	26.05	25.95	25.91	41.27	1.59
99	Other (Fuel Combustion)	669.26	119.56	33.67	154.30	0.67	128.78	126.64	124.94	154.30	0.16
Total Fuel Combustion		1880.22	462.51	357.39	1341.39	15.35	477.21	463.81	456.95	366.57	77.36
Waste Disposal											
110	Sewage Treatment	15.29	10.95	0.00	0.00	0.00	0.01	0.00	0.00	1.60	0.00
120	Landfills	1307.04	18.30	0.00	0.00	0.00	0.00	0.00	0.00	15.08	0.00
130	Incineration	62.48	11.93	290.32	60.52	19.92	43.94	14.61	10.42	31.32	27.53
140	Soil Remediation	0.00	0.00	0.00	0.00	0.00	0.00	0.00	0.00	0.00	0.00
199	Other (Waste Disposal)	1325.28	106.31	0.00	0.25	0.06	0.13	0.13	0.13	19.94	0.00
Total Waste Disposal		2710.09	147.49	290.32	60.77	19.98	44.09	14.74	10.55	67.94	27.53
Cleaning and Surface Coatings											
210	Laundering	23.46	1.27	0.00	0.00	0.00	0.00	0.00	0.00	0.00	0.00
220	Degreasing	757.04	139.40	0.00	0.00	0.00	0.00	0.00	0.00	0.00	0.00
230	Coatings and Related Processes	253.10	248.03	0.00	0.00	0.00	21.56	20.70	19.95	0.90	0.00
240	Printing	27.98	27.98	0.00	0.00	0.00	0.00	0.00	0.00	2.03	0.00
250	Adhesives and Sealants	52.88	46.05	0.00	0.00	0.00	6.06	5.82	5.61	0.00	0.00
299	Other (Cleaning and Surface Coatings)	79.75	48.00	0.00	1.17	0.00	1.65	1.58	1.53	0.67	0.00
Total Cleaning and Surface Coatings		1194.22	510.73	0.00	1.17	0.00	29.28	28.11	27.09	3.60	0.00
Petroleum Production and Marketing											
310	Oil and Gas Production	521.38	218.26	0.87	2.23	7.59	10.06	6.14	5.59	6.75	0.00
320	Petroleum Refining	1017.85	715.28	80.31	280.13	47.80	490.51	332.93	223.24	11.02	6.25
330	Petroleum Marketing	1520.08	222.92	0.00	0.00	0.00	0.02	0.02	0.02	0.03	0.00
399	Other (Petroleum Production and Marketing)	3.45	2.73	0.99	1.79	0.01	0.01	0.01	0.01	0.00	0.00
Total Petroleum Production and Marketing		3062.76	1159.19	82.17	284.14	55.40	500.59	339.10	228.86	17.79	6.25
Industrial Processes											
410	Chemical	95.08	74.81	9.11	59.05	20.78	44.37	37.89	34.88	0.09	0.66
420	Food and Agriculture	3.22	3.22	0.00	0.00	0.00	0.00	0.00	0.00	0.00	0.00
430	Mineral Processes	17.22	14.55	1.25	29.05	0.80	29.24	25.29	15.04	2.83	0.03
440	Metal Processes	0.05	0.04	0.01	0.00	0.00	3.27	2.73	2.22	0.01	152.58
450	Wood and Paper	0.00	0.00	0.00	0.00	0.00	88.36	61.85	37.11	0.00	0.00
460	Glass and Related Products	0.00	0.00	0.00	0.00	0.00	0.00	0.00	0.00	0.00	0.00
470	Electronics	0.00	0.00	0.00	0.00	0.00	0.00	0.00	0.00	0.00	0.00
499	Other (Industrial Processes)	488.17	438.08	3.58	5.54	0.04	32.52	24.06	19.16	124.00	0.01
Total Industrial Processes		603.74	530.70	13.95	93.63	21.62	197.76	151.82	108.40	126.92	153.27
Solvent Evaporation											
510	Consumer Products	1049.58	868.71	0.00	0.00	0.00	0.00	0.00	0.00	0.00	0.00
520	Architectural Coatings and Related Solvent	124.93	117.83	0.00	0.00	0.00	0.00	0.00	0.00	0.00	0.00
530	Pesticides/Fertilizers	7.63	7.63	0.00	0.00	0.00	0.00	0.00	0.00	3.46	0.00
540	Asphalt Paving/Roofing	8.26	7.36	0.00	0.00	0.00	0.26	0.25	0.24	0.00	0.00
Total Solvent Evaporation		1190.40	1001.53	0.00	0.00	0.00	0.26	0.25	0.24	3.46	0.00

(Continued)

2024 Annual Average Emissions by Source Category in Wilmington, Carson, West Long Beach

CODE	Source Category	TOG (tons/year)	VOC (tons/year)	NOx (tons/year)	CO (tons/year)	SOx (tons/year)	TSP (tons/year)	PM10 (tons/year)	PM2.5 (tons/year)	NH3 (tons/year)	Pb (lbs/year)
Miscellaneous Process											
610	Residential Fuel Combustion	203.12	88.80	115.99	488.25	4.47	74.64	70.72	68.62	1.29	2.04
620	Farming Operations	9.03	0.72	0.00	0.00	0.00	0.28	0.13	0.02	2.80	0.03
630	Construction and Demolition	0.00	0.00	0.00	0.00	0.00	501.39	245.18	24.57	0.00	558.55
640	Paved Road Dust	0.00	0.00	0.00	0.00	0.00	700.41	320.09	48.33	0.00	173.70
645	Unpaved Road Dust	0.00	0.00	0.00	0.00	0.00	7.48	4.44	0.44	0.00	1.95
650	Fugitive Windblown Dust	0.00	0.00	0.00	0.00	0.00	0.15	0.09	0.01	0.00	0.27
660	Fires	3.71	2.49	0.77	30.45	0.00	5.35	5.25	4.96	0.00	0.73
670	Waste Burning and Disposal	0.04	0.02	0.01	0.25	0.00	0.03	0.03	0.03	0.00	0.00
690	Cooking	24.97	17.45	0.00	0.00	0.00	105.69	105.69	105.69	0.00	29.48
699	Other (Miscellaneous Processes)	0.00	0.00	0.00	0.00	0.00	0.00	0.00	0.00	265.75	0.00
	RECLAIM			2032.40		1092.10					
Total Miscellaneous Processes		240.87	109.48	2149.17	518.95	1096.57	1395.42	751.62	252.67	269.84	766.75
On-Road Motor Vehicles											
710	Light Duty Passenger Auto (LDA)	192.01	177.87	125.45	2018.82	5.94	108.97	106.82	44.31	47.73	48.22
722	Light Duty Trucks 1 (T1)	35.88	33.15	23.80	276.86	0.58	9.16	8.97	3.79	4.73	1.64
723	Light Duty Trucks 2 (T2)	117.80	108.83	88.12	1061.02	2.84	41.80	40.97	17.02	27.97	7.10
724	Medium Duty Trucks (T3)	82.68	76.03	64.12	694.36	2.00	24.02	23.54	9.82	23.74	4.09
732	Light Heavy Duty Gas Trucks 1 (T4)	10.51	10.01	9.01	35.80	0.19	2.11	2.07	0.87	1.27	0.28
733	Light Heavy Duty Gas Trucks 2 (T5)	3.00	2.87	2.88	9.59	0.07	0.75	0.73	0.31	0.31	0.10
734	Medium Heavy Duty Gas Trucks (T6)	3.12	2.80	4.46	27.55	0.15	1.36	1.33	0.56	0.41	0.17
736	Heavy Heavy Duty Gas Trucks ((HHD)	0.75	0.55	4.30	36.65	0.02	0.09	0.09	0.04	0.05	0.02
742	Light Heavy Duty Diesel Trucks 1 (T4)	3.06	2.68	40.38	9.30	0.13	3.12	3.07	1.48	0.09	0.38
743	Light Heavy Duty Diesel Trucks 2 (T5)	1.55	1.36	20.00	4.70	0.07	1.83	1.80	0.89	0.05	0.21
744	Medium Heavy Duty Diesel Truck (T6)	0.97	0.85	157.72	7.73	0.56	9.79	9.62	4.21	1.69	1.11
746	Heavy Heavy Duty Diesel Trucks (HHD)	26.53	10.27	557.84	116.48	1.51	13.03	12.88	5.83	2.89	2.03
750	Motorcycles (MCY)	100.20	86.73	27.25	467.23	0.05	0.43	0.41	0.20	0.19	0.16
760	Diesel Urban Buses (UB)	57.73	0.81	4.30	300.92	0.00	0.66	0.65	0.26	0.01	0.11
762	Gas Urban Buses (UB)	0.22	0.19	0.88	2.27	0.06	0.45	0.44	0.18	0.13	0.06
771	Gas School Buses (SB)	0.53	0.39	0.50	4.17	0.01	0.84	0.82	0.35	0.05	0.09
772	Diesel School Buses (SB)	0.37	0.32	22.22	1.05	0.02	1.60	1.57	0.72	0.05	0.17
777	Gas Other Buses (OB)	1.81	1.63	2.84	14.69	0.08	0.71	0.70	0.29	0.21	0.09
778	Motor Coaches	0.18	0.16	9.18	1.45	0.03	0.39	0.38	0.18	0.06	0.04
779	Diesel Other Buses (OB)	0.06	0.06	11.01	0.51	0.04	0.68	0.67	0.30	0.11	0.08
780	Motor Homes (MH)	0.32	0.26	4.46	3.44	0.06	0.63	0.61	0.29	0.13	0.07
Total On-Road Motor Vehicles		639.28	517.82	1180.72	5094.59	14.41	222.42	218.14	91.90	111.87	66.22
Other Mobile Sources											
810	Aircraft	0.00	0.00	0.00	0.00	0.00	0.00	0.00	0.00	0.00	0.00
820	Trains	14.68	12.29	255.57	69.70	0.24	4.55	4.56	4.18	0.14	0.27
833	Ocean Going Vessels	251.85	211.70	3215.65	361.35	434.35	105.85	105.85	98.55	3.65	591.68
835	Commercial Harbor Crafts	27.90	23.44	205.58	165.32	0.03	6.16	6.16	5.67	0.00	0.12
840	Recreational Boats	172.50	148.27	55.64	884.98	0.10	10.81	9.72	7.35	0.13	22.89
850	Off-Road Recreational Vehicles	11.01	10.95	0.07	3.58	0.00	0.00	0.00	0.00	0.00	0.01
860	Off-Road Equipment	482.71	417.26	1011.61	6817.42	1.27	39.07	37.26	31.74	3.44	38.71
870	Farm Equipment	0.22	0.19	0.68	3.46	0.00	0.05	0.05	0.04	0.00	0.02
890	Fuel Storage and Handling	43.04	42.87	0.00	0.00	0.00	0.00	0.00	0.00	0.00	0.00
Total Other Mobile Sources		1003.91	866.97	4744.80	8305.81	435.99	166.49	163.60	147.53	7.36	653.70
Total Stationary and Area Sources		10882.29	3921.63	2893.00	2300.06	1208.91	2644.61	1749.45	1084.76	856.13	1031.15
Total On-Road Vehicles		639.28	517.82	1180.72	5094.59	14.41	222.42	218.14	91.90	111.87	66.22
Total Other Mobile		1003.91	866.97	4744.80	8305.81	435.99	166.49	163.60	147.53	7.36	653.70
Total		12525.48	5306.42	8818.52	15700.46	1659.31	3033.52	2131.19	1324.19	975.36	1751.07

2029 Annual Average Emissions by Source Category in Wilmington, Carson, West Long Beach

CODE	Source Category	TOG (tons/year)	VOC (tons/year)	NOx (tons/year)	CO (tons/year)	SOx (tons/year)	TSP (tons/year)	PM10 (tons/year)	PM2.5 (tons/year)	NH3 (tons/year)	Pb (lbs/year)
Fuel Combustion											
10	Electric Utilities	0.10	0.01	0.00	0.12	0.01	0.02	0.02	0.02	0.08	0.00
20	Cogeneration	0.24	0.23	0.12	1.31	0.00	0.20	0.14	0.08	2.70	0.00
30	Oil and Gas Production (combustion)	34.00	4.17	22.65	30.24	0.35	2.66	2.62	2.61	5.11	0.84
40	Petroleum Refining (Combustion)	647.51	216.30	2.53	664.59	0.15	297.14	286.32	281.47	136.09	64.77
50	Manufacturing and Industrial	366.09	74.39	197.75	314.14	4.31	22.08	21.84	21.66	26.44	9.93
52	Food and Agricultural Processing	0.10	0.05	0.95	0.27	0.00	0.06	0.06	0.06	0.14	0.00
60	Service and Commercial	149.42	46.79	97.90	176.15	10.42	26.17	26.06	26.02	40.77	1.56
99	Other (Fuel Combustion)	670.46	120.43	33.90	155.26	0.67	129.69	127.52	125.78	155.79	0.17
Total Fuel Combustion		1867.91	462.36	355.79	1342.08	15.91	478.02	464.58	457.70	367.12	77.27
Waste Disposal											
110	Sewage Treatment	15.69	11.23	0.00	0.00	0.00	0.01	0.00	0.00	1.64	0.00
120	Landfills	1337.93	18.73	0.00	0.00	0.00	0.00	0.00	0.00	15.43	0.00
130	Incineration	65.08	12.41	302.17	62.91	20.57	45.80	15.23	10.87	32.64	28.67
140	Soil Remediation	0.00	0.00	0.00	0.00	0.00	0.00	0.00	0.00	0.00	0.00
199	Other (Waste Disposal)	1405.71	112.74	0.00	0.25	0.06	0.13	0.13	0.13	20.97	0.00
Total Waste Disposal		2824.41	155.12	302.17	63.16	20.63	45.94	15.37	11.00	70.68	28.67
Cleaning and Surface Coatings											
210	Laundering	24.09	1.31	0.00	0.00	0.00	0.00	0.00	0.00	0.00	0.00
220	Degreasing	807.57	148.69	0.00	0.00	0.00	0.00	0.00	0.00	0.00	0.00
230	Coatings and Related Processes	261.54	256.33	0.00	0.00	0.00	22.09	21.21	20.44	0.94	0.00
240	Printing	28.84	28.84	0.00	0.00	0.00	0.00	0.00	0.00	2.11	0.00
250	Adhesives and Sealants	55.77	48.57	0.00	0.00	0.00	6.37	6.12	5.89	0.00	0.00
299	Other (Cleaning and Surface Coatings)	83.72	50.39	0.00	1.25	0.00	1.72	1.65	1.59	0.67	0.00
Total Cleaning and Surface Coatings		1261.53	534.13	0.00	1.25	0.00	30.18	28.98	27.93	3.71	0.00
Petroleum Production and Marketing											
310	Oil and Gas Production	523.94	219.35	0.87	2.23	7.63	10.06	6.14	5.59	6.80	0.00
320	Petroleum Refining	1017.86	715.29	80.31	280.13	47.80	490.52	332.94	223.25	11.02	6.25
330	Petroleum Marketing	1471.94	205.50	0.00	0.00	0.00	0.02	0.02	0.02	0.03	0.00
399	Other (Petroleum Production and Marketing)	3.58	2.82	1.00	1.79	0.01	0.01	0.01	0.01	0.00	0.00
Total Petroleum Production and Marketing		3017.32	1142.97	82.18	284.14	55.44	500.61	339.11	228.87	17.85	6.25
Industrial Processes											
410	Chemical	99.25	78.18	9.11	62.41	20.78	46.93	40.08	36.89	0.09	0.69
420	Food and Agriculture	3.29	3.29	0.00	0.00	0.00	0.00	0.00	0.00	0.00	0.00
430	Mineral Processes	17.43	14.71	1.25	30.44	0.83	30.11	26.03	15.47	2.97	0.03
440	Metal Processes	0.05	0.04	0.01	0.00	0.00	3.43	2.86	2.34	0.01	160.86
450	Wood and Paper	0.00	0.00	0.00	0.00	0.00	92.21	64.55	38.73	0.00	0.00
460	Glass and Related Products	0.00	0.00	0.00	0.00	0.00	0.00	0.00	0.00	0.00	0.00
470	Electronics	0.00	0.00	0.00	0.00	0.00	0.00	0.00	0.00	0.00	0.00
499	Other (Industrial Processes)	493.73	442.77	3.69	5.85	0.04	33.67	24.96	19.89	124.02	0.01
Total Industrial Processes		613.75	538.99	14.05	98.70	21.65	206.35	158.48	113.31	127.09	161.58
Solvent Evaporation											
510	Consumer Products	1055.83	874.05	0.00	0.00	0.00	0.00	0.00	0.00	0.00	0.00
520	Architectural Coatings and Related Solvent	125.86	118.72	0.00	0.00	0.00	0.00	0.00	0.00	0.00	0.00
530	Pesticides/Fertilizers	7.74	7.74	0.00	0.00	0.00	0.00	0.00	0.00	3.46	0.00
540	Asphalt Paving/Roofing	8.56	7.62	0.00	0.00	0.00	0.27	0.26	0.25	0.00	0.00
Total Solvent Evaporation		1197.99	1008.13	0.00	0.00	0.00	0.27	0.26	0.25	3.46	0.00

(Continued)

2019 Annual Average Emissions by Source Category in Wilmington, Carson, West Long Beach

CODE	Source Category	TOG (tons/year)	VOC (tons/year)	NOx (tons/year)	CO (tons/year)	SOx (tons/year)	TSP (tons/year)	PM10 (tons/year)	PM2.5 (tons/year)	NH3 (tons/year)	Pb (lbs/year)
Miscellaneous Process											
610	Residential Fuel Combustion	202.83	88.68	104.00	487.20	4.49	74.43	70.52	68.41	1.29	2.05
620	Farming Operations	9.03	0.72	0.00	0.00	0.00	0.28	0.13	0.02	2.80	0.03
630	Construction and Demolition	0.00	0.00	0.00	0.00	0.00	519.15	253.86	25.44	0.00	578.33
640	Paved Road Dust	0.00	0.00	0.00	0.00	0.00	689.85	315.26	47.60	0.00	171.08
645	Unpaved Road Dust	0.00	0.00	0.00	0.00	0.00	7.48	4.44	0.44	0.00	1.95
650	Fugitive Windblown Dust	0.00	0.00	0.00	0.00	0.00	0.15	0.09	0.01	0.00	0.27
660	Fires	3.66	2.46	0.76	29.91	0.00	5.32	5.22	4.92	0.00	0.73
670	Waste Burning and Disposal	0.04	0.02	0.01	0.25	0.00	0.03	0.03	0.03	0.00	0.00
690	Cooking	25.64	17.92	0.00	0.00	0.00	108.52	108.52	108.52	0.00	30.27
699	Other (Miscellaneous Processes)	0.00	0.00	0.00	0.00	0.00	0.00	0.00	0.00	266.32	0.00
	RECLAIM			2032.40		1092.10					
	Total Miscellaneous Processes	241.20	109.80	2137.17	517.36	1096.59	1405.21	758.07	255.39	270.41	784.71
On-Road Motor Vehicles											
710	Light Duty Passenger Auto (LDA)	147.84	138.71	99.45	1730.52	5.45	107.72	105.68	43.30	43.78	17.41
722	Light Duty Trucks 1 (T1)	24.06	22.51	15.38	202.78	0.54	8.94	8.76	3.63	4.26	1.50
723	Light Duty Trucks 2 (T2)	94.07	87.97	64.00	919.94	2.62	42.30	41.49	17.04	27.46	6.93
724	Medium Duty Trucks (T3)	60.73	56.75	40.90	539.14	1.78	23.46	23.01	9.47	22.31	3.84
732	Light Heavy Duty Gas Trucks 1 (T4)	7.32	7.04	5.97	24.18	0.16	1.80	1.77	0.74	0.93	0.24
733	Light Heavy Duty Gas Trucks 2 (T5)	2.18	2.09	2.27	8.05	0.07	0.75	0.74	0.31	0.28	0.10
734	Medium Heavy Duty Gas Trucks (T6)	2.58	2.35	3.24	21.63	0.16	1.43	1.40	0.58	0.42	0.18
736	Heavy Heavy Duty Gas Trucks ((HHD)	0.61	0.44	4.21	40.70	0.02	0.11	0.11	0.04	0.05	0.02
742	Light Heavy Duty Diesel Trucks 1 (T4)	3.17	2.78	25.03	9.02	0.14	3.43	3.38	1.60	0.10	0.42
743	Light Heavy Duty Diesel Trucks 2 (T5)	1.66	1.46	13.42	4.74	0.08	2.10	2.07	1.02	0.05	0.24
744	Medium Heavy Duty Diesel Truck (T6)	1.16	1.02	195.97	9.45	0.60	10.99	10.79	4.75	1.87	1.25
746	Heavy Heavy Duty Diesel Trucks (HHD)	32.90	12.16	665.66	144.19	1.64	15.23	15.06	6.89	3.29	2.36
750	Motorcycles (MCY)	101.92	87.96	29.66	489.97	0.06	0.44	0.42	0.20	0.19	0.16
760	Diesel Urban Buses (UB)	51.29	0.72	3.84	257.38	0.00	0.55	0.54	0.21	0.01	0.09
762	Gas Urban Buses (UB)	0.24	0.21	1.12	2.65	0.06	0.48	0.47	0.20	0.14	0.06
771	Gas School Buses (SB)	0.63	0.46	0.49	4.79	0.01	0.99	0.97	0.42	0.06	0.10
772	Diesel School Buses (SB)	0.30	0.26	18.46	1.09	0.02	1.60	1.57	0.70	0.05	0.17
777	Gas Other Buses (OB)	1.84	1.69	2.38	12.98	0.08	0.74	0.73	0.30	0.22	0.09
778	Motor Coaches	0.23	0.20	10.99	1.80	0.04	0.43	0.42	0.20	0.07	0.05
779	Diesel Other Buses (OB)	0.08	0.07	13.43	0.61	0.04	0.75	0.74	0.34	0.13	0.09
780	Motor Homes (MH)	0.21	0.17	4.08	1.63	0.05	0.62	0.61	0.28	0.13	0.07
	Total On-Road Motor Vehicles	535.02	427.02	1219.95	4427.24	13.62	224.86	220.73	92.22	105.80	35.37
Other Mobile Sources											
810	Aircraft	0.00	0.00	0.00	0.00	0.00	0.00	0.00	0.00	0.00	0.00
820	Trains	12.21	10.23	207.53	72.29	0.25	3.73	3.74	3.43	0.15	0.22
833	Ocean Going Vessels	299.30	251.85	3723.00	430.70	489.10	120.45	120.45	113.15	3.65	652.17
835	Commercial Harbor Crafts	27.29	22.93	196.26	167.47	0.03	5.72	5.72	5.26	0.00	0.11
840	Recreational Boats	137.77	118.64	51.45	879.89	0.09	8.75	7.88	5.95	0.13	18.53
850	Off-Road Recreational Vehicles	10.00	9.94	0.08	3.85	0.00	0.00	0.00	0.00	0.00	0.01
860	Off-Road Equipment	494.64	426.81	960.11	7244.51	1.39	36.16	34.35	29.07	4.10	38.78
870	Farm Equipment	0.19	0.16	0.54	3.54	0.00	0.04	0.04	0.03	0.00	0.02
890	Fuel Storage and Handling	37.18	37.03	0.00	0.00	0.00	0.00	0.00	0.00	0.00	0.00
	Total Other Mobile Sources	1018.58	877.59	5138.97	8802.25	490.86	174.85	172.18	156.89	8.03	709.84
	Total Stationary and Area Sources	11024.11	3951.49	2891.37	2306.70	1210.21	2666.58	1764.84	1094.44	860.32	1058.48
	Total On-Road Vehicles	535.02	427.02	1219.95	4427.24	13.62	224.86	220.73	92.22	105.80	35.37
	Total Other Mobile	1018.58	877.59	5138.97	8802.25	490.86	174.85	172.18	156.89	8.03	709.84
	Total	12577.71	5256.10	9250.29	15536.19	1714.69	3066.29	2157.75	1343.55	974.15	1803.69

2017 Toxic Emissions by Major Source Category in Wilmington, Carson, West Long Beach (lbs/year)

CODE	Source Category	Benzene	1,3 Butadiene	Carbon tetrachloride	1,4 Dioxane	Ethylene dibromide	Ethylene dichloride	Ethylene oxide	Formaldehyde	Methylene chloride	Perchloro- ethylene	Vinyl chloride	Trichloro- ethylene	Chlorinated dibenzofurans	PAH (Benzo(a)pyrene)	Asbestos	Cadmium	Hexavalent Chromium	Nickel	Arsenic	Beryllium	Lead	Diesel PM (DPM)		
Fuel Combustion																									
10	Electric Utilities	0.21	0.01	0.00	0.00	0.00	0.00	0.00	2.47	0.00	0.00	0.00	0.00	0.00	0.01	0.00	0.00	0.00	0.00	0.00	0.00	0.00	0.00	0.00	
20	Cogeneration	9.37	0.00	0.00	0.00	0.00	0.00	0.00	0.43	0.00	0.00	0.00	0.00	0.00	0.00	0.00	0.00	0.00	0.00	0.00	0.00	0.00	0.00	0.00	
30	Oil and Gas Production (combustion)	193.16	57.00	0.00	0.00	3.77	2.13	0.00	4457.59	3.46	0.00	1.19	0.00	0.00	7.06	0.00	0.01	0.00	31.39	0.08	0.00	0.80	0.00	0.00	
40	Petroleum Refining (Combustion)	2229.28	339.10	0.00	0.00	0.02	0.01	0.00	12796.64	0.04	0.00	0.01	0.00	0.00	32.22	0.00	31.69	4.15	275.37	29.70	7.65	64.77	0.00	0.00	
50	Manufacturing and Industrial	2259.91	27.88	0.00	0.00	0.28	0.15	0.00	11799.92	0.12	0.00	0.09	0.00	0.00	6.09	0.00	1.79	0.15	13.44	1.61	0.14	10.15	0.00	0.00	
52	Food and Agricultural Processing	0.11	0.00	0.00	0.00	0.00	0.00	0.00	0.23	0.00	0.00	0.00	0.00	0.00	0.00	0.00	0.00	0.00	0.00	0.00	0.00	0.00	0.00	0.00	
60	Service and Commercial	6871.00	12.18	0.00	0.00	0.01	0.01	0.00	16744.98	0.01	0.00	0.00	0.00	0.00	4.56	0.00	0.04	0.00	4.41	0.05	0.00	1.68	0.00	0.00	
99	Other (Fuel Combustion)	162.88	20.97	0.00	0.00	1.58	0.15	0.00	7881.59	4.58	9.09	0.09	0.00	0.00	3.87	0.27	4.99	0.56	5.94	3.87	0.00	0.17	650.00	0.00	
Total Fuel Combustion		11725.92	457.13	0.00	0.00	5.66	2.45	0.00	53683.84	8.21	9.09	1.38	0.00	0.00	53.80	0.27	38.51	4.86	330.54	35.31	7.78	77.58	650.00	0.00	
Waste Disposal																									
110	Sewage Treatment	2.22	0.00	0.00	0.00	0.00	3.75	0.00	0.00	0.00	0.88	0.06	2.01	0.00	0.00	0.00	0.00	0.00	0.00	0.00	0.00	0.00	0.00	0.00	0.00
120	Landfills	518.41	0.00	0.25	0.00	0.00	24.29	0.00	0.00	726.13	369.90	274.26	221.63	0.00	0.00	0.00	0.00	0.00	0.00	0.00	0.00	0.00	0.00	0.00	0.00
130	Incineration	8.86	0.01	0.00	0.00	0.00	0.00	0.00	9.96	0.00	0.00	0.00	0.00	0.01	0.82	0.00	6.79	0.03	30.10	1.14	0.57	25.11	0.00	0.00	
140	Soil Remediation	0.00	0.00	0.00	0.00	0.00	0.00	0.00	0.00	0.00	0.00	0.00	0.00	0.00	0.00	0.00	0.00	0.00	0.00	0.00	0.00	0.00	0.00	0.00	0.00
199	Other (Waste Disposal)	10.20	0.00	0.00	0.00	0.00	0.00	0.00	69.95	0.00	25.37	0.00	0.86	0.00	0.17	0.00	0.00	0.00	0.00	0.00	0.00	0.00	0.00	0.00	0.00
Total Waste Disposal		539.69	0.01	0.25	0.00	0.00	28.04	0.00	79.91	726.13	396.15	274.32	224.50	0.01	0.99	0.00	6.79	0.03	30.10	1.14	0.57	25.11	0.00	0.00	
Cleaning and Surface Coatings																									
210	Laundry	0.00	0.00	0.00	0.00	0.00	0.00	0.00	0.00	8192.00	0.00	0.00	0.00	0.00	0.00	0.00	0.00	0.00	0.00	0.00	0.00	0.00	0.00	0.00	0.00
220	Degreasing	0.00	0.00	0.00	0.00	0.00	0.00	0.00	0.00	65300.54	2076.00	0.00	302.13	0.00	0.00	0.00	0.00	0.00	0.00	0.00	0.00	0.00	0.00	0.00	0.00
230	Coatings and Related Processes	0.04	0.00	0.00	0.00	0.00	0.00	0.00	16.33	0.00	0.00	0.00	0.00	0.00	0.01	0.00	48.93	1.05	0.00	0.00	0.00	0.00	0.00	0.00	0.00
240	Printing	0.00	0.00	0.00	0.00	0.00	0.00	0.00	0.00	0.00	0.00	0.00	0.00	0.00	0.00	0.00	0.00	0.00	0.00	0.00	0.00	0.00	0.00	0.00	0.00
250	Adhesives and Sealants	9.72	0.00	0.00	0.00	0.00	0.00	0.00	0.00	178.24	0.00	0.00	0.00	0.00	0.00	0.00	0.00	0.00	0.00	0.00	0.00	0.00	0.00	0.00	0.00
299	Other (Cleaning and Surface Coatings)	0.27	0.00	0.00	0.00	0.00	0.00	0.00	480.08	0.00	0.00	0.00	0.00	0.00	0.00	0.00	0.00	0.48	0.00	0.00	0.00	0.00	0.00	0.00	0.00
Total Cleaning and Surface Coatings		10.03	0.00	0.00	0.00	0.00	0.00	0.00	496.41	65478.78	10268.00	0.00	302.13	0.00	0.01	0.00	48.93	1.53	0.00	0.00	0.00	0.00	0.00	0.00	0.00
Petroleum Production and Marketing																									
310	Oil and Gas Production	3445.38	0.00	0.00	0.00	0.00	0.00	0.00	8.13	0.00	0.00	0.00	0.00	0.00	1.65	0.00	0.00	0.00	32.29	0.00	0.00	0.00	0.00	0.00	0.00
320	Petroleum Refining	2680.92	364.54	0.00	0.00	0.62	0.66	0.00	972.47	0.00	463.79	0.00	0.00	0.00	734.77	0.00	5.08	0.64	38.21	3.45	0.05	6.25	0.00	0.00	
330	Petroleum Marketing	1884.30	13.58	0.00	0.00	0.00	0.00	0.00	0.00	109.25	0.00	0.00	0.00	0.00	20.35	0.00	0.00	0.00	0.00	0.00	0.00	0.00	0.00	0.00	
399	Other (Petroleum Production and Marketing)	11.06	0.04	0.00	0.00	0.01	0.00	0.00	7.56	0.00	0.00	0.00	0.00	0.00	0.01	0.00	0.00	0.00	0.00	0.00	0.00	0.00	0.00	0.00	
Total Petroleum Production and Marketing		8021.65	378.16	0.00	0.00	0.62	0.66	0.00	988.16	0.00	573.04	0.00	0.00	0.00	756.77	0.00	5.08	0.64	70.50	3.45	0.05	6.25	0.00	0.00	
Industrial Processes																									
410	Chemical	2185.00	12333.20	0.00	0.00	0.00	0.00	0.93	0.01	0.31	440.26	0.00	0.00	0.00	0.26	0.00	4.80	0.05	5.14	0.10	0.02	0.56	0.00	0.00	
420	Food and Agriculture	0.00	0.00	0.00	0.00	0.00	0.00	0.00	0.00	0.00	0.00	0.00	0.00	0.00	0.00	0.00	0.00	0.00	0.00	0.00	0.00	0.00	0.00	0.00	0.00
430	Mineral Processes	6.31	0.00	0.00	0.00	0.00	0.00	0.00	13.49	0.00	0.00	0.00	0.00	0.00	0.13	0.00	0.00	0.00	0.06	0.02	0.00	0.03	0.00	0.00	
440	Metal Processes	0.00	0.00	0.00	0.00	0.00	0.00	0.00	0.00	0.00	0.00	0.00	0.00	0.00	0.00	0.00	1.94	0.06	7.85	3.38	0.00	134.00	0.00	0.00	
450	Wood and Paper	0.00	0.00	0.00	0.00	0.00	0.00	0.00	0.00	0.00	0.00	0.00	0.00	0.00	0.00	0.00	0.00	0.00	0.00	0.00	0.00	0.00	0.00	0.00	
460	Glass and Related Products	0.00	0.00	0.00	0.00	0.00	0.00	0.00	0.00	0.00	0.00	0.00	0.00	0.00	0.00	0.00	0.00	0.00	0.00	0.00	0.00	0.00	0.00	0.00	
470	Electronics	0.00	0.00	0.00	0.00	0.00	0.00	0.00	0.00	0.00	0.00	0.00	0.00	0.00	0.00	0.00	0.00	0.00	0.00	0.00	0.00	0.00	0.00	0.00	
499	Other (Industrial Processes)	1658.74	49.09	0.00	0.00	0.00	0.00	13.63	4.13	1832.89	582.56	29.05	105.19	0.00	0.65	0.00	0.26	0.99	1.69	0.00	0.00	0.01	0.00	0.00	
Total Industrial Processes		3850.05	12382.29	0.00	0.00	0.00	0.00	14.56	17.63	1833.20	1022.82	29.05	105.19	0.00	1.04	0.00	7.01	1.10	14.74	3.50	0.02	134.59	0.00	0.00	
Solvent Evaporation																									
510	Consumer Products	0.13	0.00	0.04	0.00	0.00	0.00	0.00	50.65	39545.34	5588.20	0.00	3295.92	0.00	0.00	0.00	0.00	0.00	0.00	0.00	0.00	0.00	0.00	0.00	
520	Architectural Coatings and Related Solvent	0.00	0.00	0.00	0.00	0.00	0.00	0.00	0.00	463.60	156.56	0.00	0.00	0.00	0.00	0.00	0.00	0.00	0.00	0.00	0.00	0.00	0.00	0.00	0.00
530	Pesticides/Fertilizers	0.00	0.00	0.00	0.00	0.00	0.00	0.00	0.00	0.00	0.00	0.00	0.00	0.00	0.00	0.00	0.00	0.00	0.00	0.00	0.00	0.00	0.00	0.00	
540	Asphalt Paving/Roofing	47.36	0.00	0.00	0.00	0.00	0.00	0.00	0.00	0.00	0.00	0.00	0.00	0.00	0.00	0.00	0.64	0.00	0.00	0.00	0.00	0.00	0.00	0.00	
Total Solvent Evaporation		47.49	0.00	0.04	0.00	0.00	0.00	0.00	50.65	40008.94	5744.76	0.00	3295.92	0.00	0.00	0.00	0.64	0.00	0.00	0.00	0.00	0.00	0.00	0.00	

(Continued)

2017 Toxic Emissions by Major Source Category in Wilmington, Carson, West Long Beach (lbs/year)

CODE	Source Category	2017 Toxic Emissions by Major Source Category in Wilmington, Carson, West Long Beach (lbs/year)																			Diesel PM		
		Benzene	1,3 Butadiene	Carbon tetrachloride	1,4 Dioxane	Ethylene dibromide	Ethylene dichloride	Ethylene oxide	Formaldehyde	Methylene chloride	Perchloro- ethylene	Vinyl chloride	Trichloro- ethylene	Chlorinated dibenzofurans	PAH (Benzo(a)pyrene)	Asbestos	Cadmium	Hexavalent Chromium	Nickel	Arsenic	Beryllium	Lead	(DPM)
Miscellaneous Process																							
610	Residential Fuel Combustion	1766.45	0.00	0.00	0.00	0.00	0.00	0.00	18973.73	0.00	0.00	0.00	0.00	0.00	0.00	0.54	0.03	21.87	1.02	0.00	2.01	0.00	
620	Farming Operations	0.00	0.00	0.00	0.00	0.00	0.00	0.00	0.00	0.00	0.00	0.00	0.00	0.00	0.00	0.01	0.00	0.03	0.01	0.00	0.03	0.00	
630	Construction and Demolition	0.00	0.00	0.00	0.00	0.00	0.00	0.00	0.00	0.00	0.00	0.00	0.00	0.00	0.00	18.50	0.00	51.98	14.98	0.00	490.70	0.00	
640	Paved Road Dust	0.00	0.00	0.00	0.00	0.00	0.00	0.00	0.00	0.00	0.00	0.00	0.00	0.00	0.00	4.13	0.00	16.50	17.88	0.00	170.53	0.00	
645	Unpaved Road Dust	0.00	0.00	0.00	0.00	0.00	0.00	0.00	0.00	0.00	0.00	0.00	0.00	0.00	0.00	0.19	0.00	0.55	0.22	0.00	1.95	0.00	
650	Fugitive Windblown Dust	0.00	0.00	0.00	0.00	0.00	0.00	0.00	0.00	0.00	0.00	0.00	0.00	0.00	0.00	0.01	0.00	0.02	0.00	0.00	0.27	0.00	
660	Fires	0.00	70.20	0.00	0.00	0.00	0.00	0.00	0.00	0.00	0.00	0.00	0.00	0.00	0.00	0.21	0.00	0.03	0.03	0.00	0.73	0.00	
670	Waste Burning and Disposal	0.00	0.77	0.00	0.00	0.00	0.00	0.00	0.00	0.00	0.00	0.00	0.00	0.00	0.00	0.00	0.00	0.00	0.00	0.00	0.00	0.00	
690	Cooking	128.52	162.59	0.00	0.00	0.00	0.00	0.00	2441.03	0.00	0.00	0.00	0.00	0.00	3.20	0.00	0.35	0.00	6.41	0.35	0.00	27.91	
699	Other (Miscellaneous Processes)	0.00	0.00	0.00	0.00	0.00	0.00	0.00	0.00	0.00	0.00	0.00	0.00	0.00	0.00	0.00	0.00	0.00	0.00	0.00	0.00	0.00	
Total Miscellaneous Processes		1894.97	233.56	0.00	0.00	0.00	0.00	0.00	21414.76	0.00	0.00	0.00	0.00	0.00	3.20	0.00	23.94	0.03	97.39	34.49	0.00	694.13	
On-Road Motor Vehicles																							
710	Light Duty Passenger Auto (LDA)	17684.38	2252.29	0.00	0.00	0.00	0.00	0.00	8062.03	0.00	0.00	0.00	0.00	0.00	0.00	0.54	10.80	119.74	1.88	0.00	19.78	1258.00	
722	Light Duty Trucks 1 (T1)	3658.86	380.84	0.00	0.00	0.00	0.00	0.00	1515.59	0.00	0.00	0.00	0.00	0.00	0.00	0.08	0.94	10.38	0.17	0.00	2.09	134.00	
723	Light Duty Trucks 2 (T2)	9583.12	1181.18	0.00	0.00	0.00	0.00	0.00	4178.85	0.00	0.00	0.00	0.00	0.00	0.00	0.18	3.94	43.74	0.69	0.00	7.39	46.00	
724	Medium Duty Trucks (T3)	8187.40	1123.04	0.00	0.00	0.00	0.00	0.00	3944.91	0.00	0.00	0.00	0.00	0.00	0.00	0.13	2.52	28.09	0.44	0.00	4.93	200.00	
732	Light Heavy Duty Gas Trucks 1 (T4)	967.54	71.35	0.00	0.00	0.00	0.00	0.00	283.99	0.00	0.00	0.00	0.00	0.00	0.00	0.01	0.36	3.95	0.06	0.00	0.47	0.00	
733	Light Heavy Duty Gas Trucks 2 (T5)	208.02	13.68	0.00	0.00	0.00	0.00	0.00	54.07	0.00	0.00	0.00	0.00	0.00	0.00	0.09	1.03	0.02	0.00	0.11	0.00		
734	Medium Heavy Duty Gas Trucks (T6)	330.46	32.36	0.00	0.00	0.00	0.00	0.00	145.76	0.00	0.00	0.00	0.00	0.00	0.00	0.15	1.69	0.03	0.00	0.18	0.00		
736	Heavy Heavy Duty Gas Trucks (HHHD)	140.11	12.00	0.00	0.00	0.00	0.00	0.00	76.69	0.00	0.00	0.00	0.00	0.00	0.00	0.01	0.08	0.00	0.00	0.02	0.00		
742	Light Heavy Duty Diesel Trucks 1 (T4)	172.65	16.39	0.00	0.00	0.00	0.00	0.00	1269.52	0.00	0.00	0.00	0.00	0.00	0.00	0.11	0.23	2.58	0.04	0.00	0.34	1590.00	
743	Light Heavy Duty Diesel Trucks 2 (T5)	78.64	7.47	0.00	0.00	0.00	0.00	0.00	578.26	0.00	0.00	0.00	0.00	0.00	0.00	0.05	0.13	1.42	0.02	0.00	0.17	764.00	
744	Medium Heavy Duty Diesel Truck (T6)	963.32	91.47	0.00	0.00	0.00	0.00	0.00	7083.61	0.00	0.00	0.00	0.00	0.00	0.00	0.05	0.90	9.33	0.16	0.00	0.93	22398.00	
746	Heavy Heavy Duty Diesel Trucks (HHHD)	2193.69	208.30	0.00	0.00	0.00	0.00	0.00	16130.96	0.00	0.00	0.00	0.00	0.00	0.00	0.04	0.75	7.95	0.13	0.00	1.93	25864.00	
750	Motorcycles (MCY)	5549.17	879.97	0.00	0.00	0.00	0.00	0.00	3461.02	0.00	0.00	0.00	0.00	0.00	0.00	0.00	0.03	0.41	0.01	0.00	0.15	0.00	
760	Diesel Urban Buses (UB)	4183.77	397.26	0.00	0.00	0.00	0.00	0.00	30764.62	0.00	0.00	0.00	0.00	0.00	0.00	0.01	0.08	0.88	0.01	0.00	0.17	130.00	
762	Gas Urban Buses (UB)	12.82	1.66	0.00	0.00	0.00	0.00	0.00	5.88	0.00	0.00	0.00	0.00	0.00	0.00	0.00	0.04	0.47	0.01	0.00	0.05	0.00	
771	Gas School Buses (SB)	29.47	2.07	0.00	0.00	0.00	0.00	0.00	15.45	0.00	0.00	0.00	0.00	0.00	0.00	0.00	0.07	0.77	0.01	0.00	0.06	0.00	
772	Diesel School Buses (SB)	18.65	1.77	0.00	0.00	0.00	0.00	0.00	137.13	0.00	0.00	0.00	0.00	0.00	0.00	0.00	0.18	1.98	0.03	0.00	0.18	304.00	
777	Gas Other Buses (OB)	101.05	10.37	0.00	0.00	0.00	0.00	0.00	45.62	0.00	0.00	0.00	0.00	0.00	0.00	0.07	0.81	0.01	0.00	0.08	0.00		
778	Motor Coaches	55.75	5.29	0.00	0.00	0.00	0.00	0.00	409.93	0.00	0.00	0.00	0.00	0.00	0.00	0.00	0.03	0.35	0.01	0.00	0.06	880.00	
779	Diesel Other Buses (OB)	77.60	7.37	0.00	0.00	0.00	0.00	0.00	570.61	0.00	0.00	0.00	0.00	0.00	0.00	0.00	0.06	0.62	0.01	0.00	0.12	1726.00	
780	Motor Homes (MH)	59.84	5.30	0.00	0.00	0.00	0.00	0.00	62.94	0.00	0.00	0.00	0.00	0.00	0.00	0.02	0.07	0.73	0.01	0.00	0.09	260.00	
Total On-Road Motor Vehicles		54256.31	6701.43	0.00	0.00	0.00	0.00	0.00	78797.44	0.00	0.00	0.00	0.00	0.00	0.00	1.22	21.45	237.00	3.75	0.00	39.30	55554.00	
Other Mobile Sources																							
810	Aircraft	0.00	0.00	0.00	0.00	0.00	0.00	0.00	0.00	0.00	0.00	0.00	0.00	0.00	0.00	0.00	0.00	0.00	0.00	0.00	0.00	0.00	
820	Trains	795.44	75.53	0.00	0.00	0.00	0.00	0.00	5849.11	0.00	0.00	0.00	0.00	0.00	0.00	0.80	0.04	0.19	0.05	0.00	0.36	11992.00	
833	Ocean Going Vessels	8173.29	673.28	0.00	0.00	0.00	0.00	0.00	52190.64	0.00	0.00	0.00	0.00	0.00	0.00	47.10	25.20	47.10	499.21	0.00	518.05	81410.01	
835	Commercial Harbor Crafts	1110.99	105.49	0.00	0.00	0.00	0.00	0.00	8169.51	0.00	0.00	0.00	0.00	0.00	0.00	0.43	0.04	0.13	0.03	0.00	0.15	14822.00	
840	Recreational Boats	14465.89	3451.99	0.00	0.00	0.00	0.00	0.00	12458.43	0.00	0.00	0.00	0.00	0.00	0.00	0.00	0.58	30.77	0.00	0.00	30.86	60.00	
850	Off-Road Recreational Vehicles	156.01	7.25	0.00	0.00	0.00	0.00	0.00	26.14	0.00	0.00	0.00	0.00	0.00	0.00	0.00	0.00	0.00	0.00	0.00	0.00	0.00	
860	Off-Road Equipment	23538.45	4470.06	0.00	0.00	0.00	0.00	0.00	62341.35	0.00	0.00	0.00	0.00	0.00	0.00	2.20	0.93	38.96	0.15	0.00	38.56	75723.95	
870	Farm Equipment	12.76	1.91	0.00	0.00	0.00	0.00	0.00	54.60	0.00	0.00	0.00	0.00	0.00	0.00	0.00	0.00	0.02	0.00	0.00	0.02	108.00	
890	Fuel Storage and Handling	621.56	0.00	0.00	0.00	0.00	0.00	0.00	0.00	0.00	0.00	0.00	0.00	0.00	0.00	0.00	0.00	0.00	0.00	0.00	0.00	0.00	
Total Other Mobile Sources		48874.39	8785.51	0.00	0.00	0.00	0.00	0.00	141089.78	0.00	0.00	0.00	0.00	0.00	0.00	50.53	26.79	117.17	499.44	0.00	588.00	184115.96	
Total Stationary and Area Sources		26089.80	13451.15	0.29	0.00	6.29	31.15	14.56	76731.36	108055.27	18013.86	304.75	3927.74	0.01	815.81	0.27	130.90	8.20	543.28	77.88	8.42	937.65	650.00
Total On-Road Vehicles		54256.31	6701.43	0.00	0.00	0.00	0.00	0.00	78797.44	0.00	0.00	0.00	0.00	0.00	0.00	1.22	21.45	237.00	3.75	0.00	39.30	55554.00	
Total Other Mobile		48874.39	8785.51	0.00	0.00	0.00	0.00	0.00	141089.78	0.00	0.00	0.00	0.00	0.00	0.00	50.53	26.79	117.17	499.44	0.00	588.00	184115.96	
Total		129220.50	28938.09	0.29	0.00	6.29	31.15	14.56	296618.58	108055.27	18013.86	304.75	3927.74	0.01	815.81	0.27	182.65	56.44					

Appendices

2024 Toxic Emissions by Major Source Category in Wilmington, Carson, West Long Beach (lbs/year)

CODE	Source Category	Benzene	1,3 Butadiene	Carbon tetrachloride	1,4 Dioxane	Ethylene dibromide	Ethylene dichloride	Ethylene oxide	Formaldehyde	Methylene chloride	Perchloroethylene	Vinyl chloride	Trichloroethylene	Chlorinated dibenzofurans	PAH (Benzo(a)pyrene)	Asbestos	Cadmium	Hexavalent Chromium	Nickel	Arsenic	Beryllium	Lead	Diesel PM (DPM)
Fuel Combustion																							
10	Electric Utilities	0.21	0.01	0.00	0.00	0.00	0.00	0.00	2.47	0.00	0.00	0.00	0.00	0.00	0.01	0.00	0.00	0.00	0.00	0.00	0.00	0.00	0.00
20	Cogeneration	10.28	0.00	0.00	0.00	0.00	0.00	0.00	0.48	0.00	0.00	0.00	0.00	0.00	0.00	0.00	0.00	0.00	0.00	0.00	0.00	0.00	0.00
30	Oil and Gas Production (combustion)	201.32	59.44	0.00	0.00	3.93	2.22	0.00	4649.02	3.61	0.00	1.24	0.00	0.00	7.36	0.00	0.01	0.00	32.68	0.09	0.00	0.84	0.00
40	Petroleum Refining (Combustion)	2229.28	339.10	0.00	0.00	0.02	0.01	0.00	12796.64	0.04	0.00	0.01	0.00	0.00	32.22	0.00	31.69	4.15	275.37	29.70	7.65	64.77	0.00
50	Manufacturing and Industrial	2057.04	29.64	0.00	0.00	0.28	0.15	0.00	11581.27	0.12	0.00	0.09	0.00	0.00	6.19	0.00	1.81	0.15	12.90	1.63	0.14	10.00	0.00
52	Food and Agricultural Processing	0.12	0.00	0.00	0.00	0.00	0.00	0.00	0.25	0.00	0.00	0.00	0.00	0.00	0.00	0.00	0.00	0.00	0.00	0.00	0.00	0.00	0.00
60	Service and Commercial	6258.77	13.23	0.00	0.00	0.01	0.01	0.00	15877.10	0.01	0.00	0.00	0.00	0.00	5.00	0.00	0.04	0.00	4.09	0.05	0.00	1.59	0.00
99	Other (Fuel Combustion)	159.52	20.15	0.00	0.00	1.59	0.16	0.00	7809.72	4.61	9.09	0.09	0.00	0.00	4.46	0.27	4.98	0.56	5.93	3.87	0.00	0.16	440.00
Total Fuel Combustion		10916.54	461.56	0.00	0.00	5.84	2.54	0.00	52716.95	8.39	9.09	1.43	0.00	0.00	55.23	0.27	38.53	4.86	330.97	35.33	7.78	77.36	440.00
Waste Disposal																							
110	Sewage Treatment	2.22	0.00	0.00	0.00	0.00	3.75	0.00	0.00	0.00	0.88	0.06	2.01	0.00	0.00	0.00	0.00	0.00	0.00	0.00	0.00	0.00	0.00
120	Landfills	535.63	0.00	0.26	0.00	0.00	25.10	0.00	0.00	750.24	382.18	283.37	228.99	0.00	0.00	0.00	0.00	0.00	0.00	0.00	0.00	0.00	0.00
130	Incineration	9.34	0.02	0.00	0.00	0.00	0.00	0.00	11.56	0.00	0.00	0.00	0.01	0.00	0.90	0.00	7.45	0.03	32.97	1.25	0.62	27.53	0.00
140	Soil Remediation	0.00	0.00	0.00	0.00	0.00	0.00	0.00	0.00	0.00	0.00	0.00	0.00	0.00	0.00	0.00	0.00	0.00	0.00	0.00	0.00	0.00	0.00
199	Other (Waste Disposal)	10.20	0.00	0.00	0.00	0.00	0.00	0.00	69.95	0.00	28.87	0.00	0.98	0.00	0.17	0.00	0.00	0.00	0.00	0.00	0.00	0.00	0.00
Total Waste Disposal		557.39	0.02	0.26	0.00	0.00	28.85	0.00	81.51	750.24	411.93	283.43	231.98	0.01	1.07	0.00	7.45	0.03	32.97	1.25	0.62	27.53	0.00
Cleaning and Surface Coatings																							
210	Laundering	0.00	0.00	0.00	0.00	0.00	0.00	0.00	0.00	0.00	0.00	0.00	0.00	0.00	0.00	0.00	0.00	0.00	0.00	0.00	0.00	0.00	0.00
220	Degreasing	0.00	0.00	0.00	0.00	0.00	0.00	0.00	0.00	78581.60	2496.00	0.00	362.59	0.00	0.00	0.00	0.00	0.00	0.00	0.00	0.00	0.00	0.00
230	Coatings and Related Processes	0.05	0.00	0.00	0.00	0.00	0.00	0.00	18.14	0.00	0.00	0.00	0.00	0.00	0.01	0.00	53.49	1.17	0.00	0.00	0.00	0.00	0.00
240	Printing	0.00	0.00	0.00	0.00	0.00	0.00	0.00	0.00	0.00	0.00	0.00	0.00	0.00	0.00	0.00	0.00	0.00	0.00	0.00	0.00	0.00	0.00
250	Adhesives and Sealants	11.70	0.00	0.00	0.00	0.00	0.00	0.00	0.00	214.57	0.00	0.00	0.00	0.00	0.00	0.00	0.00	0.00	0.00	0.00	0.00	0.00	0.00
299	Other (Cleaning and Surface Coatings)	0.31	0.00	0.00	0.00	0.00	0.00	0.00	526.95	0.00	0.00	0.00	0.00	0.00	0.00	0.00	0.00	0.48	0.00	0.00	0.00	0.00	0.00
Total Cleaning and Surface Coatings		12.06	0.00	0.00	0.00	0.00	0.00	0.00	545.09	78796.17	2496.00	0.00	362.59	0.00	0.01	0.00	53.49	1.64	0.00	0.00	0.00	0.00	0.00
Petroleum Production and Marketing																							
310	Oil and Gas Production	3592.50	0.00	0.00	0.00	0.00	0.00	0.00	8.48	0.00	0.00	0.00	0.00	0.00	1.74	0.00	0.00	0.00	32.30	0.00	0.00	0.00	0.00
320	Petroleum Refining	2592.39	364.54	0.00	0.00	0.62	0.66	0.00	972.47	0.00	463.79	0.00	0.00	0.00	659.85	0.00	5.08	0.64	38.21	3.45	0.05	6.25	0.00
330	Petroleum Marketing	1566.02	14.23	0.00	0.00	0.00	0.00	0.00	0.00	0.00	115.37	0.00	0.00	0.00	19.79	0.00	0.00	0.00	0.00	0.00	0.00	0.00	0.00
399	Other (Petroleum Production and Marketing)	12.17	0.04	0.00	0.00	0.01	0.00	0.00	7.98	0.00	0.00	0.00	0.00	0.00	0.01	0.00	0.00	0.00	0.00	0.00	0.00	0.00	0.00
Total Petroleum Production and Marketing		7763.07	378.80	0.00	0.00	0.62	0.66	0.00	988.93	0.00	579.16	0.00	0.00	0.00	681.38	0.00	5.08	0.64	70.51	3.45	0.05	6.25	0.00
Industrial Processes																							
410	Chemical	2555.65	14449.60	0.00	0.00	0.00	0.00	1.14	0.01	0.38	464.92	0.00	0.00	0.00	0.28	0.00	5.62	0.06	6.04	0.10	0.02	0.66	0.00
420	Food and Agriculture	0.00	0.00	0.00	0.00	0.00	0.00	0.00	0.00	0.00	0.00	0.00	0.00	0.00	0.00	0.00	0.00	0.00	0.00	0.00	0.00	0.00	0.00
430	Mineral Processes	7.29	0.00	0.00	0.00	0.00	0.00	0.00	15.57	0.00	0.00	0.00	0.00	0.00	0.16	0.00	0.00	0.00	0.06	0.02	0.00	0.03	0.00
440	Metal Processes	0.00	0.00	0.00	0.00	0.00	0.00	0.00	0.00	0.00	0.00	0.00	0.00	0.00	0.00	0.00	2.21	0.01	8.94	3.85	0.00	152.58	0.00
450	Wood and Paper	0.00	0.00	0.00	0.00	0.00	0.00	0.00	0.00	0.00	0.00	0.00	0.00	0.00	0.00	0.00	0.00	0.00	0.00	0.00	0.00	0.00	0.00
460	Glass and Related Products	0.00	0.00	0.00	0.00	0.00	0.00	0.00	0.00	0.00	0.00	0.00	0.00	0.00	0.00	0.00	0.00	0.00	0.00	0.00	0.00	0.00	0.00
470	Electronics	0.00	0.00	0.00	0.00	0.00	0.00	0.00	0.00	0.00	0.00	0.00	0.00	0.00	0.00	0.00	0.00	0.00	0.00	0.00	0.00	0.00	0.00
499	Other (Industrial Processes)	1668.31	49.10	0.00	0.00	0.00	0.00	16.66	4.22	2208.44	601.32	35.50	116.14	0.00	0.65	0.00	0.32	1.21	2.07	0.00	0.00	0.01	0.00
Total Industrial Processes		4231.24	14498.70	0.00	0.00	0.00	0.00	17.79	19.80	2208.82	1066.23	35.50	116.14	0.00	1.09	0.00	8.15	1.28	17.11	3.97	0.02	153.27	0.00
Solvent Evaporation																							
510	Consumer Products	0.14	0.00	0.04	0.00	0.00	0.00	0.00	51.64	40499.80	5734.30	0.00	3376.13	0.00	0.00	0.00	0.00	0.00	0.00	0.00	0.00	0.00	0.00
520	Architectural Coatings and Related Solvent	0.00	0.00	0.00	0.00	0.00	0.00	0.00	0.00	480.94	162.41	0.00	0.00	0.00	0.00	0.00	0.00	0.00	0.00	0.00	0.00	0.00	0.00
530	Pesticides/Fertilizers	0.00	0.00	0.00	0.00	0.00	0.00	0.00	0.00	0.00	0.00	0.00	0.00	0.00	0.00	0.00	0.00	0.00	0.00	0.00	0.00	0.00	0.00
540	Asphalt Paving/Roofing	53.90	0.00	0.00	0.00	0.00	0.00	0.00	0.00	0.00	0.00	0.00	0.00	0.00	0.00	0.00	0.73	0.00	0.00	0.00	0.00	0.00	0.00
Total Solvent Evaporation		54.04	0.00	0.04	0.00	0.00	0.00	0.00	51.64	40980.74	5896.71	0.00	3376.13	0.00	0.00	0.00	0.73	0.00	0.00	0.00	0.00	0.00	0.00

Appendices

(Continued)

2024 Toxic Emissions by Major Source Category in Wilmington, Carson, West Long Beach (lbs/year)

CODE	Source Category	Benzene	1,3 Butadiene	Carbon tetrachloride	1,4 Dioxane	Ethylene dibromide	Ethylene dichloride	Ethylene oxide	Formaldehyde	Methylene chloride	Perchloro- ethylene	Vinyl chloride	Trichloro- ethylene	Chlorinated dibenzofurans	PAH (Benzo(a)pyrene)	Asbestos	Cadmium	Hexavalent Chromium	Nickel	Arsenic	Beryllium	Lead	Diesel PM (DPM)
Miscellaneous Process																							
610	Residential Fuel Combustion	1656.45	0.00	0.00	0.00	0.00	0.00	0.00	18754.79	0.00	0.00	0.00	0.00	0.00	0.00	0.00	0.55	0.03	20.52	1.05	0.00	2.04	0.00
620	Farming Operations	0.00	0.00	0.00	0.00	0.00	0.00	0.00	0.00	0.00	0.00	0.00	0.00	0.00	0.00	0.00	0.01	0.00	0.03	0.01	0.00	0.03	0.00
630	Construction and Demolition	0.00	0.00	0.00	0.00	0.00	0.00	0.00	0.00	0.00	0.00	0.00	0.00	0.00	0.00	0.00	21.06	0.00	59.16	17.05	0.00	558.55	0.00
640	Paved Road Dust	0.00	0.00	0.00	0.00	0.00	0.00	0.00	0.00	0.00	0.00	0.00	0.00	0.00	0.00	0.00	4.20	0.00	16.81	18.21	0.00	173.70	0.00
645	Unpaved Road Dust	0.00	0.00	0.00	0.00	0.00	0.00	0.00	0.00	0.00	0.00	0.00	0.00	0.00	0.00	0.00	0.19	0.00	0.55	0.22	0.00	1.95	0.00
650	Fugitive Windblown Dust	0.00	0.00	0.00	0.00	0.00	0.00	0.00	0.00	0.00	0.00	0.00	0.00	0.00	0.00	0.00	0.01	0.00	0.02	0.00	0.00	0.27	0.00
660	Fires	0.00	69.77	0.00	0.00	0.00	0.00	0.00	0.00	0.00	0.00	0.00	0.00	0.00	0.00	0.00	0.21	0.00	0.03	0.03	0.00	0.73	0.00
670	Waste Burning and Disposal	0.00	0.77	0.00	0.00	0.00	0.00	0.00	0.00	0.00	0.00	0.00	0.00	0.00	0.00	0.00	0.00	0.00	0.00	0.00	0.00	0.00	0.00
690	Cooking	135.80	171.79	0.00	0.00	0.00	0.00	0.00	2579.09	0.00	0.00	0.00	0.00	0.00	3.38	0.00	0.37	0.00	6.77	0.37	0.00	29.48	0.00
699	Other (Miscellaneous Processes)	0.00	0.00	0.00	0.00	0.00	0.00	0.00	0.00	0.00	0.00	0.00	0.00	0.00	0.00	0.00	0.00	0.00	0.00	0.00	0.00	0.00	0.00
Total Miscellaneous Processes		1792.25	242.33	0.00	0.00	0.00	0.00	0.00	21333.88	0.00	0.00	0.00	0.00	0.00	3.38	0.00	26.60	0.03	103.89	36.94	0.00	766.75	0.00
On-Road Motor Vehicles																							
710	Light Duty Passenger Auto (LDA)	8523.92	1084.64	0.00	0.00	0.00	0.00	0.00	3397.05	0.00	0.00	0.00	0.00	0.00	0.00	0.00	0.38	10.44	115.93	1.81	0.00	48.22	436.00
722	Light Duty Trucks 1 (T1)	1551.61	152.89	0.00	0.00	0.00	0.00	0.00	550.26	0.00	0.00	0.00	0.00	0.00	0.00	0.00	0.05	0.87	9.61	0.15	0.00	1.64	56.00
723	Light Duty Trucks 2 (T2)	5219.49	611.76	0.00	0.00	0.00	0.00	0.00	1940.15	0.00	0.00	0.00	0.00	0.00	0.00	0.00	0.15	4.00	44.43	0.69	0.00	7.10	26.00
724	Medium Duty Trucks (T3)	3740.98	457.12	0.00	0.00	0.00	0.00	0.00	1504.25	0.00	0.00	0.00	0.00	0.00	0.00	0.00	0.09	2.30	25.46	0.40	0.00	4.09	124.00
732	Light Heavy Duty Gas Trucks 1 (T4)	399.12	24.49	0.00	0.00	0.00	0.00	0.00	92.72	0.00	0.00	0.00	0.00	0.00	0.00	0.00	0.00	0.23	2.50	0.04	0.00	0.28	0.00
733	Light Heavy Duty Gas Trucks 2 (T5)	112.52	7.46	0.00	0.00	0.00	0.00	0.00	25.60	0.00	0.00	0.00	0.00	0.00	0.00	0.00	0.00	0.08	0.90	0.01	0.00	0.10	0.00
734	Medium Heavy Duty Gas Trucks (T6)	150.34	15.43	0.00	0.00	0.00	0.00	0.00	58.36	0.00	0.00	0.00	0.00	0.00	0.00	0.00	0.00	0.15	1.64	0.02	0.00	0.17	0.00
736	Heavy Heavy Duty Gas Trucks (HHHD)	52.05	3.03	0.00	0.00	0.00	0.00	0.00	26.81	0.00	0.00	0.00	0.00	0.00	0.00	0.00	0.00	0.01	0.10	0.00	0.00	0.02	0.00
742	Light Heavy Duty Diesel Trucks 1 (T4)	122.30	11.61	0.00	0.00	0.00	0.00	0.00	899.32	0.00	0.00	0.00	0.00	0.00	0.00	0.00	0.04	0.17	1.83	0.03	0.00	0.21	556.00
743	Light Heavy Duty Diesel Trucks 2 (T5)	61.95	5.88	0.00	0.00	0.00	0.00	0.00	455.55	0.00	0.00	0.00	0.00	0.00	0.00	0.00	0.00	0.04	0.17	1.83	0.03	0.00	0.21
744	Medium Heavy Duty Diesel Truck (T6)	38.90	3.69	0.00	0.00	0.00	0.00	0.00	286.04	0.00	0.00	0.00	0.00	0.00	0.00	0.00	0.00	1.03	11.38	0.17	0.00	1.11	876.00
746	Heavy Heavy Duty Diesel Trucks (HHHD)	1061.77	100.82	0.00	0.00	0.00	0.00	0.00	7807.54	0.00	0.00	0.00	0.00	0.00	0.00	0.00	0.01	0.84	9.58	0.14	0.00	2.03	3982.00
750	Motorcycles (MCY)	5915.66	880.30	0.00	0.00	0.00	0.00	0.00	3602.09	0.00	0.00	0.00	0.00	0.00	0.00	0.00	0.00	0.03	0.43	0.01	0.00	0.16	0.00
760	Diesel Urban Buses (UB)	2310.43	219.38	0.00	0.00	0.00	0.00	0.00	16989.37	0.00	0.00	0.00	0.00	0.00	0.00	0.00	0.00	0.05	0.58	0.01	0.00	0.11	52.00
762	Gas Urban Buses (UB)	12.78	1.66	0.00	0.00	0.00	0.00	0.00	6.17	0.00	0.00	0.00	0.00	0.00	0.00	0.00	0.00	0.05	0.54	0.01	0.00	0.06	0.00
771	Gas School Buses (SB)	38.20	2.75	0.00	0.00	0.00	0.00	0.00	20.28	0.00	0.00	0.00	0.00	0.00	0.00	0.00	0.00	0.10	1.09	0.02	0.00	0.09	0.00
772	Diesel School Buses (SB)	14.73	1.40	0.00	0.00	0.00	0.00	0.00	108.30	0.00	0.00	0.00	0.00	0.00	0.00	0.00	0.00	0.18	1.96	0.03	0.00	0.17	184.00
777	Gas Other Buses (OB)	86.48	8.73	0.00	0.00	0.00	0.00	0.00	33.11	0.00	0.00	0.00	0.00	0.00	0.00	0.00	0.00	0.08	0.86	0.01	0.00	0.09	0.00
778	Motor Coaches	7.20	0.68	0.00	0.00	0.00	0.00	0.00	52.97	0.00	0.00	0.00	0.00	0.00	0.00	0.00	0.00	0.04	0.41	0.01	0.00	0.04	94.00
779	Diesel Other Buses (OB)	2.56	0.24	0.00	0.00	0.00	0.00	0.00	18.83	0.00	0.00	0.00	0.00	0.00	0.00	0.00	0.00	0.07	0.77	0.01	0.00	0.08	90.00
780	Motor Homes (MH)	17.40	1.12	0.00	0.00	0.00	0.00	0.00	31.37	0.00	0.00	0.00	0.00	0.00	0.00	0.00	0.01	0.06	0.68	0.01	0.00	0.07	126.00
Total On-Road Motor Vehicles		29440.39	3595.08	0.00	0.00	0.00	0.00	0.00	37906.14	0.00	0.00	0.00	0.00	0.00	0.00	0.00	0.79	21.06	233.77	3.63	0.00	66.22	7494.00
Other Mobile Sources																							
810	Aircraft	0.00	0.00	0.00	0.00	0.00	0.00	0.00	0.00	0.00	0.00	0.00	0.00	0.00	0.00	0.00	0.00	0.00	0.00	0.00	0.00	0.00	0.00
820	Trains	587.37	55.77	0.00	0.00	0.00	0.00	0.00	4319.15	0.00	0.00	0.00	0.00	0.00	0.00	0.00	0.61	0.03	0.15	0.04	0.00	0.27	9108.00
833	Ocean Going Vessels	10217.03	852.73	0.00	0.00	0.00	0.00	0.00	66094.25	0.00	0.00	0.00	0.00	0.00	0.00	0.00	53.79	28.82	53.79	570.16	0.00	591.68	103606.00
835	Commercial Harbor Crafts	1116.52	106.02	0.00	0.00	0.00	0.00	0.00	8210.12	0.00	0.00	0.00	0.00	0.00	0.00	0.00	0.36	0.04	0.11	0.02	0.00	0.12	12326.00
840	Recreational Boats	10375.07	2464.10	0.00	0.00	0.00	0.00	0.00	8892.99	0.00	0.00	0.00	0.00	0.00	0.00	0.00	0.00	0.43	22.82	0.00	0.00	22.89	42.00
850	Off-Road Recreational Vehicles	142.86	6.41	0.00	0.00	0.00	0.00	0.00	23.14	0.00	0.00	0.00	0.00	0.00	0.00	0.00	0.00	0.00	0.01	0.00	0.00	0.01	0.00
860	Off-Road Equipment	22754.93	4390.83	0.00	0.00	0.00	0.00	0.00	60108.46	0.00	0.00	0.00	0.00	0.00	0.00	0.00	1.14	0.83	39.18	0.08	0.00	38.71	39227.98
870	Farm Equipment	9.83	1.58	0.00	0.00	0.00	0.00	0.00	40.22	0.00	0.00	0.00	0.00	0.00	0.00	0.00	0.00	0.00	0.02	0.00	0.00	0.02	74.00
890	Fuel Storage and Handling	472.98	0.00	0.00	0.00	0.00	0.00	0.00	0.00	0.00	0.00	0.00	0.00	0.00	0.00	0.00	0.00	0.00	0.00	0.00	0.00	0.00	0.00
Total Other Mobile Sources		45676.59	7877.44	0.00	0.00	0.00	0.00	0.00	147688.33	0.00	0.00	0.00	0.00	0.00	0.00	0.00	55.90	30.15	116.08	570.30	0.00	653.70	164383.98
Total Stationary and Area Sources		25326.60	15581.41	0.30	0.00	6.46	32.05	17.79	75737.81	122744.36	10459.13	320.36	4086.84	0.01	742.16	0.27	140.02	8.49	555.45	80.94	8.48	1031.15	440.00
Total On-Road Vehicles		29440.39	3595.08	0.00	0.00	0.00	0.00	0.00	37906.14	0.00	0.00	0.00	0.00	0.00	0.00	0.00	0.79	21.06	233.77	3.63	0.00	66.22	7494.00
Total Other Mobile		45676.59	7877.44	0.00	0.00	0.00	0.00	0.00	147688.33	0.00	0.00	0.00											

Appendices

2029 Toxic Emissions by Major Source Category in Wilmington, Carson, West Long Beach (lbs/year)

CODE	Source Category	Benzene	1,3 Butadiene	Carbon tetrachloride	1,4 Dioxane	Ethylene dibromide	Ethylene dichloride	Ethylene oxide	Formaldehyde	Methylene chloride	Perchloroethylene	Vinyl chloride	Trichloroethylene	Chlorinated dibenzofurans	PAH (Benzo(a)pyrene)	Asbestos	Cadmium	Hexavalent Chromium	Nickel	Arsenic	Beryllium	Lead	Diesel PM (DPM)	
Fuel Combustion																								
10	Electric Utilities	0.21	0.01	0.00	0.00	0.00	0.00	0.00	2.47	0.00	0.00	0.00	0.00	0.00	0.01	0.00	0.00	0.00	0.00	0.00	0.00	0.00	0.00	0.00
20	Cogeneration	10.37	0.00	0.00	0.00	0.00	0.00	0.00	0.48	0.00	0.00	0.00	0.00	0.00	0.00	0.00	0.00	0.00	0.00	0.00	0.00	0.00	0.00	0.00
30	Oil and Gas Production (combustion)	202.19	59.68	0.00	0.00	3.95	2.23	0.00	4666.99	3.63	0.00	1.24	0.00	0.00	7.39	0.00	0.01	0.00	32.94	0.09	0.00	0.84	0.00	0.00
40	Petroleum Refining (Combustion)	2229.28	339.10	0.00	0.00	0.02	0.01	0.00	12796.64	0.04	0.00	0.01	0.00	0.00	32.22	0.00	31.69	4.15	275.37	29.70	7.65	64.77	0.00	0.00
50	Manufacturing and Industrial	1981.03	30.31	0.00	0.00	0.28	0.15	0.00	11510.18	0.12	0.00	0.09	0.00	0.00	6.22	0.00	1.82	0.15	12.71	1.63	0.14	9.93	0.00	0.00
52	Food and Agricultural Processing	0.12	0.00	0.00	0.00	0.00	0.00	0.00	0.26	0.00	0.00	0.00	0.00	0.00	0.00	0.00	0.00	0.00	0.00	0.00	0.00	0.00	0.00	0.00
60	Service and Commercial	6047.52	13.54	0.00	0.00	0.01	0.01	0.00	15520.51	0.01	0.00	0.00	0.00	0.00	5.08	0.00	0.04	0.00	3.99	0.05	0.00	1.56	0.00	0.00
99	Other (Fuel Combustion)	163.21	20.26	0.00	0.00	1.60	0.16	0.00	7819.24	4.61	9.09	0.09	0.00	0.00	4.67	0.27	4.98	0.56	5.93	3.87	0.00	0.17	440.00	0.00
Total Fuel Combustion		10633.93	462.89	0.00	0.00	5.86	2.55	0.00	52316.77	8.41	9.09	1.44	0.00	0.00	55.59	0.27	38.54	4.86	330.93	35.33	7.78	77.27	440.00	
Waste Disposal																								
110	Sewage Treatment	2.22	0.00	0.00	0.00	0.00	3.75	0.00	0.00	0.00	0.88	0.06	2.01	0.00	0.00	0.00	0.00	0.00	0.00	0.00	0.00	0.00	0.00	0.00
120	Landfills	548.28	0.00	0.27	0.00	0.00	25.69	0.00	0.00	767.97	391.21	290.06	234.40	0.00	0.00	0.00	0.00	0.00	0.00	0.00	0.00	0.00	0.00	0.00
130	Incineration	9.55	0.02	0.00	0.00	0.00	0.00	0.00	12.13	0.00	0.00	0.00	0.00	0.01	0.94	0.00	7.75	0.03	34.34	1.30	0.65	28.67	0.00	0.00
140	Soil Remediation	0.00	0.00	0.00	0.00	0.00	0.00	0.00	0.00	0.00	0.00	0.00	0.00	0.00	0.00	0.00	0.00	0.00	0.00	0.00	0.00	0.00	0.00	0.00
199	Other (Waste Disposal)	10.20	0.00	0.00	0.00	0.00	0.00	0.00	69.95	0.00	29.91	0.00	1.01	0.00	0.17	0.00	0.00	0.00	0.00	0.00	0.00	0.00	0.00	0.00
Total Waste Disposal		570.25	0.02	0.27	0.00	0.00	29.44	0.00	82.08	767.97	422.00	290.12	237.42	0.01	1.11	0.00	7.75	0.03	34.34	1.30	0.65	28.67	0.00	
Cleaning and Surface Coatings																								
210	Laundering	0.00	0.00	0.00	0.00	0.00	0.00	0.00	0.00	0.00	0.00	0.00	0.00	0.00	0.00	0.00	0.00	0.00	0.00	0.00	0.00	0.00	0.00	0.00
220	Degreasing	0.00	0.00	0.00	0.00	0.00	0.00	0.00	0.00	83828.82	2664.00	0.00	385.56	0.00	0.00	0.00	0.00	0.00	0.00	0.00	0.00	0.00	0.00	0.00
230	Coatings and Related Processes	0.05	0.00	0.00	0.00	0.00	0.00	0.00	18.62	0.00	0.00	0.00	0.00	0.00	0.01	0.00	54.75	1.20	0.00	0.00	0.00	0.00	0.00	0.00
240	Printing	0.00	0.00	0.00	0.00	0.00	0.00	0.00	0.00	0.00	0.00	0.00	0.00	0.00	0.00	0.00	0.00	0.00	0.00	0.00	0.00	0.00	0.00	0.00
250	Adhesives and Sealants	12.48	0.00	0.00	0.00	0.00	0.00	0.00	0.00	228.91	0.00	0.00	0.00	0.00	0.00	0.00	0.00	0.00	0.00	0.00	0.00	0.00	0.00	0.00
299	Other (Cleaning and Surface Coatings)	0.33	0.00	0.00	0.00	0.00	0.00	0.00	558.57	0.00	0.00	0.00	0.00	0.00	0.00	0.00	0.00	0.48	0.00	0.00	0.00	0.00	0.00	0.00
Total Cleaning and Surface Coatings		12.86	0.00	0.00	0.00	0.00	0.00	0.00	577.19	84057.73	2664.00	0.00	385.56	0.00	0.01	0.00	54.75	1.68	0.00	0.00	0.00	0.00	0.00	
Petroleum Production and Marketing																								
310	Oil and Gas Production	3608.52	0.00	0.00	0.00	0.00	0.00	0.00	8.51	0.00	0.00	0.00	0.00	0.00	1.79	0.00	0.00	0.00	32.30	0.00	0.00	0.00	0.00	0.00
320	Petroleum Refining	2592.43	364.54	0.00	0.00	0.62	0.66	0.00	972.47	0.00	463.79	0.00	0.00	0.00	659.85	0.00	5.08	0.64	38.21	3.45	0.05	6.25	0.00	0.00
330	Petroleum Marketing	1371.16	14.60	0.00	0.00	0.00	0.00	0.00	0.00	0.00	118.98	0.00	0.00	0.00	19.42	0.00	0.00	0.00	0.00	0.00	0.00	0.00	0.00	0.00
399	Other (Petroleum Production and Marketing)	12.62	0.04	0.00	0.00	0.01	0.00	0.00	8.23	0.00	0.00	0.00	0.00	0.00	0.01	0.00	0.00	0.00	0.00	0.00	0.00	0.00	0.00	0.00
Total Petroleum Production and Marketing		7584.73	379.18	0.00	0.00	0.62	0.66	0.00	989.21	0.00	582.77	0.00	0.00	0.00	681.07	0.00	5.08	0.64	70.52	3.45	0.05	6.25	0.00	
Industrial Processes																								
410	Chemical	2669.84	15101.60	0.00	0.00	0.00	0.00	1.21	0.01	0.40	479.44	0.00	0.00	0.00	0.28	0.00	5.87	0.06	6.32	0.10	0.02	0.69	0.00	0.00
420	Food and Agriculture	0.00	0.00	0.00	0.00	0.00	0.00	0.00	0.00	0.00	0.00	0.00	0.00	0.00	0.00	0.00	0.00	0.00	0.00	0.00	0.00	0.00	0.00	0.00
430	Mineral Processes	7.59	0.00	0.00	0.00	0.00	0.00	0.00	16.22	0.00	0.00	0.00	0.00	0.00	0.17	0.00	0.00	0.00	0.06	0.02	0.00	0.03	0.00	0.00
440	Metal Processes	0.00	0.00	0.00	0.00	0.00	0.00	0.00	0.00	0.00	0.00	0.00	0.00	0.00	0.00	0.00	2.33	0.01	9.42	4.06	0.00	160.86	0.00	0.00
450	Wood and Paper	0.00	0.00	0.00	0.00	0.00	0.00	0.00	0.00	0.00	0.00	0.00	0.00	0.00	0.00	0.00	0.00	0.00	0.00	0.00	0.00	0.00	0.00	0.00
460	Glass and Related Products	0.00	0.00	0.00	0.00	0.00	0.00	0.00	0.00	0.00	0.00	0.00	0.00	0.00	0.00	0.00	0.00	0.00	0.00	0.00	0.00	0.00	0.00	0.00
470	Electronics	0.00	0.00	0.00	0.00	0.00	0.00	0.00	0.00	0.00	0.00	0.00	0.00	0.00	0.00	0.00	0.00	0.00	0.00	0.00	0.00	0.00	0.00	0.00
499	Other (Industrial Processes)	1673.29	49.11	0.00	0.00	0.00	0.00	17.71	4.25	2340.85	615.10	37.74	120.79	0.00	0.65	0.00	0.34	1.29	2.20	0.00	0.00	0.01	0.00	0.00
Total Industrial Processes		4350.72	15150.71	0.00	0.00	0.00	0.00	18.92	20.48	2341.25	1094.54	37.74	120.79	0.00	1.10	0.00	8.54	1.36	18.00	4.18	0.02	161.58	0.00	
Solvent Evaporation																								
510	Consumer Products	0.14	0.00	0.04	0.00	0.00	0.00	0.00	51.69	40885.11	5796.56	0.00	3408.59	0.00	0.00	0.00	0.00	0.00	0.00	0.00	0.00	0.00	0.00	0.00
520	Architectural Coatings and Related Solvent	0.00	0.00	0.00	0.00	0.00	0.00	0.00	0.00	484.22	163.52	0.00	0.00	0.00	0.00	0.00	0.00	0.00	0.00	0.00	0.00	0.00	0.00	0.00
530	Pesticides/Fertilizers	0.00	0.00	0.00	0.00	0.00	0.00	0.00	0.00	0.00	0.00	0.00	0.00	0.00	0.00	0.00	0.00	0.00	0.00	0.00	0.00	0.00	0.00	0.00
540	Asphalt Paving/Roofing	55.82	0.00	0.00	0.00	0.00	0.00	0.00	0.00	0.00	0.00	0.00	0.00	0.00	0.00	0.00	0.75	0.00	0.00	0.00	0.00	0.00	0.00	0.00
Total Solvent Evaporation		55.96	0.00	0.04	0.00	0.00	0.00	0.00	51.69	41369.33	5960.08	0.00	3408.59	0.00	0.00	0.00	0.75	0.00	0.00	0.00	0.00	0.00	0.00	

(Continued)

2029 Toxic Emissions by Major Source Category in Wilmington, Carson, West Long Beach (lbs/year)

CODE	Source Category	2029 Toxic Emissions by Major Source Category in Wilmington, Carson, West Long Beach (lbs/year)															Hexavalent					Diesel PM	
		Benzene	1,3 Butadiene	Carbon tetrachloride	1,4 Dioxane	Ethylene dibromide	Ethylene dichloride	Ethylene oxide	Formaldehyde	Methylene chloride	Perchloroethylene	Vinyl chloride	Trichloroethylene	Chlorinated dibenzofurans	PAH (Benzo(a)pyrene)	Asbestos	Cadmium	Chromium	Nickel	Arsenic	Beryllium	Lead	(DPM)
Miscellaneous Process																							
610	Residential Fuel Combustion	1632.69	0.00	0.00	0.00	0.00	0.00	18707.88	0.00	0.00	0.00	0.00	0.00	0.00	0.00	0.55	0.03	20.23	1.06	0.00	2.05	0.00	
620	Farming Operations	0.00	0.00	0.00	0.00	0.00	0.00	0.00	0.00	0.00	0.00	0.00	0.00	0.00	0.00	0.01	0.00	0.03	0.01	0.00	0.03	0.00	
630	Construction and Demolition	0.00	0.00	0.00	0.00	0.00	0.00	0.00	0.00	0.00	0.00	0.00	0.00	0.00	0.00	21.80	0.00	61.26	17.65	0.00	578.33	0.00	
640	Paved Road Dust	0.00	0.00	0.00	0.00	0.00	0.00	0.00	0.00	0.00	0.00	0.00	0.00	0.00	0.00	4.14	0.00	16.56	17.94	0.00	171.08	0.00	
645	Unpaved Road Dust	0.00	0.00	0.00	0.00	0.00	0.00	0.00	0.00	0.00	0.00	0.00	0.00	0.00	0.00	0.19	0.00	0.55	0.22	0.00	1.95	0.00	
650	Fugitive Windblown Dust	0.00	0.00	0.00	0.00	0.00	0.00	0.00	0.00	0.00	0.00	0.00	0.00	0.00	0.00	0.01	0.00	0.02	0.00	0.00	0.27	0.00	
660	Fires	0.00	68.90	0.00	0.00	0.00	0.00	0.00	0.00	0.00	0.00	0.00	0.00	0.00	0.00	0.21	0.00	0.03	0.03	0.00	0.73	0.00	
670	Waste Burning and Disposal	0.00	0.77	0.00	0.00	0.00	0.00	0.00	0.00	0.00	0.00	0.00	0.00	0.00	0.00	0.00	0.00	0.00	0.00	0.00	0.00	0.00	
690	Cooking	139.43	176.39	0.00	0.00	0.00	0.00	2648.01	0.00	0.00	0.00	0.00	0.00	3.47	0.00	0.38	0.00	6.96	0.38	0.00	30.27	0.00	
699	Other (Miscellaneous Processes)	0.00	0.00	0.00	0.00	0.00	0.00	0.00	0.00	0.00	0.00	0.00	0.00	0.00	0.00	0.00	0.00	0.00	0.00	0.00	0.00	0.00	
Total Miscellaneous Processes		1772.12	246.06	0.00	0.00	0.00	0.00	21355.89	0.00	0.00	0.00	0.00	0.00	3.47	0.00	27.29	0.03	105.64	37.29	0.00	784.71	0.00	
On-Road Motor Vehicles																							
710	Light Duty Passenger Auto (LDA)	6268.45	788.29	0.00	0.00	0.00	0.00	2338.71	0.00	0.00	0.00	0.00	0.00	0.00	0.00	0.29	10.36	115.18	1.78	0.00	17.41	222.00	
722	Light Duty Trucks 1 (T1)	998.16	100.19	0.00	0.00	0.00	0.00	330.25	0.00	0.00	0.00	0.00	0.00	0.00	0.00	0.03	0.85	9.49	0.15	0.00	1.50	22.00	
723	Light Duty Trucks 2 (T2)	3987.23	463.94	0.00	0.00	0.00	0.00	1398.99	0.00	0.00	0.00	0.00	0.00	0.00	0.00	0.12	4.06	45.15	0.70	0.00	6.93	26.00	
724	Medium Duty Trucks (T3)	2578.00	305.41	0.00	0.00	0.00	0.00	969.65	0.00	0.00	0.00	0.00	0.00	0.00	0.00	0.07	2.25	25.01	0.39	0.00	3.84	94.00	
732	Light Heavy Duty Gas Trucks 1 (T4)	265.86	15.48	0.00	0.00	0.00	0.00	53.86	0.00	0.00	0.00	0.00	0.00	0.00	0.00	0.00	0.19	2.13	0.03	0.00	0.24	0.00	
733	Light Heavy Duty Gas Trucks 2 (T5)	81.41	5.66	0.00	0.00	0.00	0.00	18.48	0.00	0.00	0.00	0.00	0.00	0.00	0.00	0.00	0.08	0.91	0.01	0.00	0.10	0.00	
734	Medium Heavy Duty Gas Trucks (T6)	121.85	13.87	0.00	0.00	0.00	0.00	46.69	0.00	0.00	0.00	0.00	0.00	0.00	0.00	0.00	0.16	1.72	0.03	0.00	0.18	0.00	
736	Heavy Heavy Duty Gas Trucks (HHD)	44.78	2.68	0.00	0.00	0.00	0.00	23.72	0.00	0.00	0.00	0.00	0.00	0.00	0.00	0.00	0.01	0.11	0.00	0.00	0.02	0.00	
742	Light Heavy Duty Diesel Trucks 1 (T4)	126.90	12.05	0.00	0.00	0.00	0.00	933.16	0.00	0.00	0.00	0.00	0.00	0.00	0.00	0.06	0.31	3.46	0.06	0.00	0.42	870.00	
743	Light Heavy Duty Diesel Trucks 2 (T5)	66.35	6.30	0.00	0.00	0.00	0.00	487.92	0.00	0.00	0.00	0.00	0.00	0.00	0.00	0.05	0.19	2.07	0.03	0.00	0.24	674.00	
744	Medium Heavy Duty Diesel Truck (T6)	46.50	4.42	0.00	0.00	0.00	0.00	341.95	0.00	0.00	0.00	0.00	0.00	0.00	0.00	0.00	1.15	12.68	0.19	0.00	1.25	1082.00	
746	Heavy Heavy Duty Diesel Trucks (HHD)	1316.78	125.03	0.00	0.00	0.00	0.00	9682.70	0.00	0.00	0.00	0.00	0.00	0.00	0.00	0.01	0.97	11.03	0.16	0.00	2.36	4918.00	
750	Motorcycles (MCY)	6038.75	899.71	0.00	0.00	0.00	0.00	3659.33	0.00	0.00	0.00	0.00	0.00	0.00	0.00	0.00	0.03	0.43	0.01	0.00	0.16	0.00	
760	Diesel Urban Buses (UB)	2052.46	194.89	0.00	0.00	0.00	0.00	15092.44	0.00	0.00	0.00	0.00	0.00	0.00	0.00	0.00	0.04	0.48	0.01	0.00	0.09	42.00	
762	Gas Urban Buses (UB)	14.19	1.96	0.00	0.00	0.00	0.00	6.97	0.00	0.00	0.00	0.00	0.00	0.00	0.00	0.00	0.05	0.58	0.01	0.00	0.06	0.00	
771	Gas School Buses (SB)	44.79	3.26	0.00	0.00	0.00	0.00	23.71	0.00	0.00	0.00	0.00	0.00	0.00	0.00	0.00	0.12	1.29	0.02	0.00	0.10	0.00	
772	Diesel School Buses (SB)	11.89	1.13	0.00	0.00	0.00	0.00	87.40	0.00	0.00	0.00	0.00	0.00	0.00	0.00	0.00	0.18	2.00	0.03	0.00	0.17	134.00	
777	Gas Other Buses (OB)	82.80	8.63	0.00	0.00	0.00	0.00	29.35	0.00	0.00	0.00	0.00	0.00	0.00	0.00	0.00	0.08	0.90	0.01	0.00	0.09	0.00	
778	Motor Coaches	9.16	0.87	0.00	0.00	0.00	0.00	67.39	0.00	0.00	0.00	0.00	0.00	0.00	0.00	0.00	0.04	0.45	0.01	0.00	0.05	112.00	
779	Diesel Other Buses (OB)	3.08	0.29	0.00	0.00	0.00	0.00	22.66	0.00	0.00	0.00	0.00	0.00	0.00	0.00	0.00	0.08	0.85	0.01	0.00	0.09	110.00	
780	Motor Homes (MH)	10.48	0.74	0.00	0.00	0.00	0.00	28.02	0.00	0.00	0.00	0.00	0.00	0.00	0.00	0.01	0.06	0.68	0.01	0.00	0.07	106.00	
Total On-Road Motor Vehicles		24169.87	2954.80	0.00	0.00	0.00	0.00	35643.35	0.00	0.00	0.00	0.00	0.00	0.00	0.00	0.64	21.26	236.60	3.65	0.00	35.37	8412.00	
Other Mobile Sources																							
810	Aircraft	0.00	0.00	0.00	0.00	0.00	0.00	0.00	0.00	0.00	0.00	0.00	0.00	0.00	0.00	0.00	0.00	0.00	0.00	0.00	0.00	0.00	
820	Trains	488.64	46.40	0.00	0.00	0.00	0.00	3593.16	0.00	0.00	0.00	0.00	0.00	0.00	0.00	0.50	0.02	0.12	0.03	0.00	0.22	7470.00	
833	Ocean Going Vessels	12146.71	1023.94	0.00	0.00	0.00	0.00	79358.92	0.00	0.00	0.00	0.00	0.00	0.00	0.00	59.29	31.80	59.29	628.45	0.00	652.17	124406.00	
835	Commercial Harbor Crafts	1092.22	103.71	0.00	0.00	0.00	0.00	8031.49	0.00	0.00	0.00	0.00	0.00	0.00	0.00	0.33	0.03	0.10	0.02	0.00	0.11	11438.00	
840	Recreational Boats	8216.49	1944.64	0.00	0.00	0.00	0.00	7018.13	0.00	0.00	0.00	0.00	0.00	0.00	0.00	0.00	0.35	18.48	0.00	0.00	18.53	36.00	
850	Off-Road Recreational Vehicles	131.59	6.36	0.00	0.00	0.00	0.00	22.96	0.00	0.00	0.00	0.00	0.00	0.00	0.00	0.00	0.00	0.01	0.00	0.00	0.01	0.00	
860	Off-Road Equipment	23447.73	4492.00	0.00	0.00	0.00	0.00	64215.41	0.00	0.00	0.00	0.00	0.00	0.00	0.00	0.96	0.82	39.29	0.07	0.00	38.78	33153.98	
870	Farm Equipment	8.56	1.44	0.00	0.00	0.00	0.00	32.98	0.00	0.00	0.00	0.00	0.00	0.00	0.00	0.00	0.00	0.02	0.00	0.00	0.02	58.00	
890	Fuel Storage and Handling	408.60	0.00	0.00	0.00	0.00	0.00	0.00	0.00	0.00	0.00	0.00	0.00	0.00	0.00	0.00	0.00	0.00	0.00	0.00	0.00	0.00	
Total Other Mobile Sources		45940.54	7618.49	0.00	0.00	0.00	0.00	162273.05	0.00	0.00	0.00	0.00	0.00	0.00	0.00	61.08	33.02	117.31	628.57	0.00	709.84	176561.98	
Total Stationary and Area Sources		24980.56	16238.85	0.31	0.00	6.48	32.65	18.92	75393.31	128544.69	10732.48	329.30	4152.36	0.01	742.35	0.27	142.70	8.61	559.43	81.56	8.51	1058.48	440.00
Total On-Road Vehicles		24169.87	2954.80	0.00	0.00	0.00	0.00	35643.35	0.00	0.00	0.00	0.00	0.00	0.00	0.00	0.64	21.26	236.60	3.65	0.00	35.37	8412.00	
Total Other Mobile		45940.54	7618.49	0.00	0.00	0.00	0.00	162273.05	0.00	0.00	0.00	0.00	0.00	0.00	0.00	61.08	33.02	117.31	628.57	0.00	709.84	176561.98	
Total		95090.97	26812.14	0.31	0.00	6.48	32.65	18.92	273309.71	128544.69	10732.48	329.30	4152.36	0.01	742.35	0.27	204.42	62.89	913				

APPENDIX 4:

ENFORCEMENT PLAN

THIS PAGE IS INTENTIONALLY LEFT BLANK

Appendix 4: Enforcement Plan

Authority and Legal Right to Issue Violations and Penalties

CARB and South Coast AQMD both have authority to conduct inspections of alleged air pollution sources, and the right to issue notices of violations that can lead to civil and criminal penalties. Civil penalties can be up to \$250,000 per day for individuals and up to \$1,000,000 per day for corporations.ⁱ In cases with potential criminal violations, South Coast AQMD may refer matters to federal, state, and local prosecuting agencies. Inspection warrants also may be obtained if necessary when access to facilities or potential emissions sites is denied.

South Coast AQMD Hearing Board

The Hearing Board is a quasi-judicial panel authorized to provide relief from South Coast AQMD regulations under certain circumstances and to order businesses to take specific actions to come into compliance with regulations. As state law requires, Hearing Board members are appointed by, but act independently of, the South Coast AQMD Governing Board.

The Hearing Board is authorized to hear:

- Petitions by companies for variances.
- Petitions for abatement orders. An abatement order requires a company operating out of compliance to take specific actions or to shut down its operation. This is a severe remedy normally reserved for serious violations.
- Appeals by companies regarding granting of permits, permit conditions, permit denials and suspensions, denials of emission reduction credits, and denials of pollution control plans.
- Appeals by third parties.

The Hearing Board is not authorized to:

- Modify rules.
- Exempt a business from complying with a rule.
- Grant a variance from a violation of the public nuisance law, such as one that creates an odor problem or threatens public health or property.
- Review a violation notice in any way.

After hearing all sides of a case in which individuals or companies come into conflict with South Coast AQMD rules, the Hearing Board weighs the evidence and reaches a decision.

ⁱ Fines and penalties are cited at the maximum amounts for willful and intentional emissions of air contaminants that results in great bodily harm or death. See Health and Safety Code § 42402.3(c);

CARB website: www.arb.ca.gov/enf/policy2017/final_enforcement_policy_october2017.pdf

South Coast AQMD website: www.aqmd.gov/nav/about/authority/enforcement

The following sections contain information regarding the compliance histories of facilities regulated by South Coast AQMD and CARB in this community. South Coast AQMD's section includes a list of all active facilities with active or expired permits, a summary of all complaints received, a list of all inspections conducted, and a list of all enforcement actions taken. CARB's section includes: lists of individual field inspections in 2016, 2017, and 2018 and an enforcement activities map.

South Coast AQMD Compliance History in WCWLB, January 2016 to December 2018

List of All Active Facilities with Active or Expired Permits in June 2019

This table contains all of the facilities that are considered active and have valid or expired permits. Expired permits are included to ensure that any facilities that are still in operation but had not paid fees at the time of the query were still included.

Facility Name	Facility ID	Address	Technical Specialty (TS)	North American Industrial Classification System (NAICS)	
3777+ PARTNERS LP, HOWARD CDM	164098	3745 LONG BEACH BLVD. #150, LONG BEACH 90807	Ts-11 industrial: sector-based inspections	236115	New single-family housing construction (except for-sale builders)
4 ST. ARS AUTO DISM & SALES	126287	921 N. HENRY FORD AVE. , WILMINGTON 90744	Ts-11 industrial: sector-based inspections	423930	Recyclable material merchant wholesalers
555 OCEAN, LP C/O JAMISON SERVICES, INC	160023	555 E. OCEAN BLVD. , LONG BEACH 90802	Ts-11 industrial: sector-based inspections	531120	Lessors of nonresidential buildings (except miniwarehouses)
A & A READY MIXED CONCRETE INC	21665	134 W. REDONDO BEACH BLVD. , GARDENA 90247	Ts-11 industrial: sector-based inspections	327320	Ready-mix concrete manufacturing
A & A READY MIXED CONCRETE INC	38429	100 E. REDONDO BEACH BLVD. , GARDENA 90248	Ts-11 industrial: sector-based inspections	327320	Ready-mix concrete manufacturing
A & A READY MIXED CONCRETE INC	150574	900 E. PATTERSON, SIGNAL HILL 90755	Ts-11 industrial: sector-based inspections	327320	Ready-mix concrete manufacturing
A AND B AUTO REPAIR AND BODY SHOP	183380	16220 S. VERMONT AVE., GARDENA 90247	Ts-11 industrial: sector-based inspections	811111	General automotive repair
A AND B AUTO REPAIR AND PAINT	145121	16220 S. VERMONT AVE. , GARDENA 90247	Ts-11 industrial: sector-based inspections	811111	General automotive repair
A.J. EDMOND CO-JEFFREY G. ROLLE	107620	1281 PIER G E ST., LONG BEACH 90802	Ts-11 industrial: sector-based inspections	541712	Research and development in the physical, engineering, and life sciences (except biotechnology)

Facility Name	Facility ID	Address	Technical Specialty (TS)	North American Industrial Classification System (NAICS)	
A1 SHB ENVIRONMENTAL INC	163970	710 S. CLYMAR AVE., COMPTON 90220	Ts-72 toxics: asbestos removal contractors	541620	Environmental consulting services
ABB, INC.	158751	23831 S. BANNING BLVD. , CARSON 90745	Ts-11 industrial: sector-based inspections	423830	Industrial machinery and equipment merchant wholesalers
ABC ARCO FA CHAI CORP	170522	810 W. SEPULVEDA BLVD. , HARBOR CITY 90710	Ts-40 service stations: retail gasoline dispensing (from ts 12)	447190	Other gasoline stations
ABZ, INC. DBA ARCO AM/PM	150408	6001 N. LONG BEACH BLVD. , LONG BEACH 90805	Ts-40 service stations: retail gasoline dispensing (from ts 12)	445120	Convenience stores
ACCU CROME PLATING CO INC	5137	115 W. 154TH ST. , GARDENA 90248	Ts-75 toxics: chrome plating	332813	Electroplating, plating, polishing, anodizing, and coloring
ACE CLEAR WATER ENTERPRISES	71553	19815 MAGELLAN DR, TORRANCE 90502	Ts-11 industrial: sector-based inspections	336413	Other aircraft parts and auxiliary equipment manufacturing
ACE WELDING & IRONWORKS, INC.	165667	15514 S. FIGUEROA ST. , GARDENA 90248	Ts-11 industrial: sector-based inspections	811310	Commercial and industrial machinery and equipment (except automotive and electronic) repair and maintenance
ACES COLLISION CENTER INC	182076	16116 S. MAIN ST. , GARDENA 90248	Ts-11 industrial: sector-based inspections	811121	Automotive body, paint, and interior repair and maintenance
ACME AUTO HEAD LINING CO	124314	550 W. 16TH ST. , LONG BEACH 90813	Ts-11 industrial: sector-based inspections	336390	Other motor vehicle parts manufacturing

Appendix 4-4

Facility Name	Facility ID	Address	Technical Specialty (TS)	North American Industrial Classification System (NAICS)	
ACX PACIFIC NORTHWEST, INC.	175581	920 E. PACIFIC COAST. HWY, WILMINGTON 90744	Ts-11 industrial: sector-based inspections	424910	Farm supplies merchant wholesalers
ADVANTECH OF CA LLC CIRCLE DRY CLEANERS	182184	20626 BELSHAW AVE., CARSON 90746	Ts-11 industrial: sector-based inspections	812310	Coin-operated laundries and drycleaners
AEON MFG CO INC	18917	929 W. 253RD ST. , HARBOR CITY 90710	Ts-11 industrial: sector-based inspections	327991	Cut stone and stone product manufacturing
AFTER HOURS AUTOMOTIVE	149355	317 N. EUBANK AVE. , WILMINGTON 90744	Ts-11 industrial: sector-based inspections	811122	Automotive glass replacement shops
AG-FUME SERVICE INC	101667	1408 PIER F, LONG BEACH 90802	Ts-56 toxics: toxic stationary source	561710	Exterminating and pest control services
AIR PROD & CHEM INC	3417	23300 S. ALAMEDA ST. , CARSON 90810	Ts-01 cycle i reclaim/title v facility	325120	Industrial gas manufacturing
AIR PRODUCTS AND CHEMICALS, INC.	101656	700 N. HENRY FORD AVE. , WILMINGTON 90744	Ts-02 cycle ii reclaim/title v facility	325120	Industrial gas manufacturing
AIR-TEC	82584	1606 E. CARSON ST. , CARSON 90745	Ts-11 industrial: sector-based inspections	238220	Plumbing, heating, and air-conditioning contractors
AJRC INC	166599	21700 S. VERMONT AVE., TORRANCE 90502	Ts-40 service stations: retail gasoline dispensing (from ts 12)	447190	Other gasoline stations
AL LARSON BOAT SHOP	21862	1046 S. SEASIDE, TERMINAL ISLAND 90731	Ts-11 industrial: sector-based inspections	336611	Ship building and repairing
ALBERTSONS ST. ORE #132	174437	101 E. WILLOW ST. , LONG BEACH 90806	Ts-11 industrial: sector-based inspections	445110	Supermarkets and other grocery (except convenience) stores
ALBERTSONS ST. ORE #2935	174438	110 E. CARSON ST. , CARSON 90745	Ts-11 industrial: sector-based inspections	445110	Supermarkets and other grocery (except convenience) stores

Appendix 4-5

Facility Name	Facility ID	Address	Technical Specialty (TS)	North American Industrial Classification System (NAICS)	
ALBERTSONS ST. ORE #3859	174450	200 E. SEPULVEDA BLVD. , CARSON 90745	Ts-11 industrial: sector-based inspections	445110	Supermarkets and other grocery (except convenience) stores
ALCO PACIFIC INC	10766	16908 S. BROADWAY, CARSON 90248	Ts-09 non-inspection: potential inactivations (from ts 10)	331492	Secondary smelting, refining, and alloying of nonferrous metal (except copper and aluminum)
ALEA CAFE	78780	2705 E. CARSON, LONG BEACH 90810	Ts-31 area sources: rule 222 equipment	722513	Limited-service restaurants
ALLEN CO/C E. ALLEN COMPANY, INC/RC3LEASE	141596	983 E. PATTERSON, LONG BEACH 90806	Ts-15 industrial: crude oil production	237990	Other heavy and civil engineering construction
ALLIED QUALITY CLEANERS	133179	1212 W. ANAHEIM BLVD. STE. C, HARBOR CITY 90710	Ts-11 industrial: sector-based inspections	812320	Dry-cleaning and laundry services (except coin-operated)
ALLIEDSIGNAL AEROSPACE SYSTEMS & EQUIP	14520	19201 SUSANA RD, RANCHO DOMINGUEZ 90221	Ts-09 non-inspection: potential inactivations (from ts 10)	336419	Other guided missile and space vehicle parts and auxiliary equipment manufacturing
ALLOY PROCESSING	117435	1900 W. WALNUT, COMPTON 90220	Ts-75 toxics: chrome plating	332813	Electroplating, plating, polishing, anodizing, and coloring
ALLOY PROCESSING	173049	1401 W. ARTESIA BLVD. , COMPTON 90220	Ts-74 toxics: non-chrome plating	332812	Metal coating, engraving (except jewelry and silverware), and allied services to manufacturers
ALPINE AUTO BODY INC.	171091	444 E. ANAHEIM, LONG BEACH 90813	Ts-11 industrial: sector-based inspections	811121	Automotive body, paint, and interior repair and maintenance

Appendix 4-6

Facility Name	Facility ID	Address	Technical Specialty (TS)	North American Industrial Classification System (NAICS)	
ALVIN'S AUTO BODY & PAINT	60697	3333 OLIVE AVE. , SIGNAL HILL 90755	Ts-11 industrial: sector-based inspections	811121	Automotive body, paint, and interior repair and maintenance
AM CABINETS, INC.	57687	239 E. GARDENA BLVD. , GARDENA 90248	Ts-11 industrial: sector-based inspections	238350	Finish carpentry contractors
AMB LAYLINE	148584	1000 FRANCISCO ST. , TORRANCE 90502	Ts-11 industrial: sector-based inspections	493190	Other warehousing and storage
AMB/MAR CARSON, LLC	133941	21023 MAIN ST. BLDG. E2, CARSON 90745	Ts-11 industrial: sector-based inspections	237210	Land subdivision
AMERICAN DAWN, INC	166365	401 W. ARTESIA BLVD. , COMPTON 90220	Ts-11 industrial: sector-based inspections	313210	Broadwoven fabric mills
AMERICAN OIL	185084	6850 LONG BEACH BLVD. , LONG BEACH 90805	Ts-40 service stations: retail gasoline dispensing (from ts 12)	447190	Other gasoline stations
AMERICAN PAINT & BODY SHOP	79808	214 MCDONALD AVE. , WILMINGTON 90744	Ts-12 industrial sources - out of business and change of ownership	811121	Automotive body, paint, and interior repair and maintenance
AMERICAN PET CORP	158433	1410 W. PACIFIC COAST HIGHWAY, LONG BEACH 90810	Ts-40 service stations: retail gasoline dispensing (from ts 12)	424720	Petroleum and petroleum products merchant wholesalers (except bulk stations and terminals)
AMERIGAS	8418	16800 S. MAIN ST. , GARDENA 90248	Ts-11 industrial: sector-based inspections	454310	Fuel dealers
AMERIPARK INC	152730	65 S. CEDAR AVE., LONG BEACH 90802	Ts-11 industrial: sector-based inspections	812930	Parking lots and garages
ANDERSON HAY & GRAIN CO., INC.	172535	909 E. COLON ST. , WILMINGTON 90744	Ts-11 industrial: sector-based inspections	424510	Grain and field bean merchant wholesalers

Appendix 4-7

Facility Name	Facility ID	Address	Technical Specialty (TS)	North American Industrial Classification System (NAICS)	
ANDO ELECTRIC MOTORS INC	42773	1999 W. ANAHEIM ST. , LONG BEACH 90813	Ts-11 industrial: sector-based inspections	811310	Commercial and industrial machinery and equipment (except automotive and electronic) repair and maintenance
ANDRY SPECIALITY VEHICLES, INC.	119873	19603 S. VERMONT AVE. , TORRANCE 90502	Ts-11 industrial: sector-based inspections	561990	All other support services
ANEMOSTAT-WEST, A MESTEK CO	11972	1220 WATSON CENTER RD, CARSON 90745	Ts-11 industrial: sector-based inspections	334512	Automatic environmental control manufacturing for residential, commercial, and appliance use
ANGELUS BLOCK CO INC	54941	252 E. REDONDO BEACH BLVD. , GARDENA 90247	Ts-11 industrial: sector-based inspections	444190	Other building material dealers
ANHEUSER-BUSCH SALES-BEACH CITIES	133656	20499 REEVES AVE. , CARSON 90810	Ts-11 industrial: sector-based inspections	424810	Beer and ale merchant wholesalers
ANSCHUTZ SOUTHERN CAL SPORTS COMPLEX LLC	136321	18400 AVALON BLVD. , CARSON 90746	Ts-11 industrial: sector-based inspections	624310	Vocational rehabilitation services
ANVIL STE.EL CORPORATION	46691	137 W. 168TH ST. , GARDENA 90248	Ts-11 industrial: sector-based inspections	238120	Structural steel and precast concrete contractors
APM TERMINALS	132412	2500 NAVY WAY, SAN PEDRO 90731	Ts-11 industrial: sector-based inspections	488510	Freight transportation arrangement
APM TERMINALS	132415	2500 NAVY WAY, SAN PEDRO 90731	Ts-11 industrial: sector-based inspections	488510	Freight transportation arrangement
APM TERMINALS	132416	2500 NAVY WAY, SAN PEDRO 90731	Ts-11 industrial: sector-based inspections	488510	Freight transportation arrangement
APM TERMINALS - MPL	132969	2500 NAVY WAY PIER, SAN PEDRO 90731	Ts-11 industrial: sector-based inspections	488510	Freight transportation arrangement

Appendix 4-8

Facility Name	Facility ID	Address	Technical Specialty (TS)	North American Industrial Classification System (NAICS)	
APOLLO RESTAURANT	74992	21239 S. WILMINGTON AVE. , LONG BEACH 90810	Ts-31 area sources: rule 222 equipment	722513	Limited-service restaurants
APRO LLC DBA UNITED OIL #105	177876	3631 SANTA FE, LONG BEACH 90810	Ts-40 service stations: retail gasoline dispensing (from ts 12)	447190	Other gasoline stations
APRO LLC DBA UNITED OIL #106	177877	305 W. ANAHEIM, WILMINGTON 90744	Ts-40 service stations: retail gasoline dispensing (from ts 12)	447190	Other gasoline stations
APRO LLC DBA UNITED OIL #115	177902	3396 ATLANTIC BLVD. , LONG BEACH 90807	Ts-40 service stations: retail gasoline dispensing (from ts 12)	447190	Other gasoline stations
APRO LLC DBA UNITED OIL #118	177904	501 W. 7TH ST. , LONG BEACH 90813	Ts-40 service stations: retail gasoline dispensing (from ts 12)	447190	Other gasoline stations
APRO LLC DBA UNITED OIL #120	177905	1542 W. WILLOW ST. , LONG BEACH 90806	Ts-40 service stations: retail gasoline dispensing (from ts 12)	447190	Other gasoline stations
APRO LLC DBA UNITED OIL #151	177958	909 W. PACIFIC COAST HIGHWAY, HARBOR CITY 90710	Ts-40 service stations: retail gasoline dispensing (from ts 12)	447190	Other gasoline stations
APRO LLC DBA UNITED OIL #165	177971	300 W. CARSON ST. , CARSON 90745	Ts-40 service stations: retail gasoline dispensing (from ts 12)	811111	General automotive repair
APRO LLC DBA UNITED OIL #179	177983	22235 FIGUEROA ST. , CARSON 90745	Ts-40 service stations: retail gasoline dispensing (from ts 12)	447190	Other gasoline stations

Appendix 4-9

Facility Name	Facility ID	Address	Technical Specialty (TS)	North American Industrial Classification System (NAICS)	
APRO LLC DBA UNITED OIL #32	177843	2995 N. LONG BEACH BLVD. , LONG BEACH 90806	Ts-40 service stations: retail gasoline dispensing (from ts 12)	447190	Other gasoline stations
AQUA MAINTENANCE CORPORATION	142148	388 OCEAN BLVD. , LONG BEACH 90802	Ts-11 industrial: sector-based inspections	561720	Janitorial services
ARCO #42014, TREASURE FRANCHISE CO LLC	174641	2601 SANTA FE AVE., LONG BEACH 90810	Ts-40 service stations: retail gasoline dispensing (from ts 12)	447190	Other gasoline stations
ARCO #42055, TESORO REFINING & MKTG. CO.	174631	124 W. PACIFIC COAST HIGHWAY, LONG BEACH 90806	Ts-40 service stations: retail gasoline dispensing (from ts 12)	447190	Other gasoline stations
ARCO #42089	175090	1411 E. DEL AMO BLVD. , CARSON 90746	Ts-40 service stations: retail gasoline dispensing (from ts 12)	447190	Other gasoline stations
ARCO #42118	174628	18523 S. AVALON BLVD. , CARSON 90746	Ts-40 service stations: retail gasoline dispensing (from ts 12)	424720	Petroleum and petroleum products merchant wholesalers (except bulk stations and terminals)
ARCO-KAVIR, INC.	152617	2195 S. SANTA FE AVE., COMPTON 90221	Ts-40 service stations: retail gasoline dispensing (from ts 12)	561990	All other support services
ARTISTIC WELDING, INC	167986	505 E. GARDENA BLVD. , GARDENA 90248	Ts-11 industrial: sector-based inspections	332322	Sheet metal work manufacturing
ASSOCIATED BRAKE SUPPLY INC	54139	17010 S. MAIN ST. , GARDENA 90248	Ts-11 industrial: sector-based inspections	423120	Motor vehicle supplies and new parts merchant wholesalers

Appendix 4-10

Facility Name	Facility ID	Address	Technical Specialty (TS)	North American Industrial Classification System (NAICS)	
ATLANTIC RETAIL, INC	176237	4385 ATLANTIC AVE., LONG BEACH 90807	Ts-40 service stations: retail gasoline dispensing (from ts 12)	447190	Other gasoline stations
AUTO COLORS PAINT & BODY SHOP	120414	23022 S. NORMANDIE AVE. , TORRANCE 90502	Ts-11 industrial: sector-based inspections	811198	All other automotive repair and maintenance
AUTOMART COLLISION CENTER	138948	307 W. 168TH ST. , GARDENA 90248	Ts-11 industrial: sector-based inspections	441120	Used car dealers
AVALON GLASS & MIRROR CO	154691	642 E. ALONDRA BLVD. , CARSON 90746	Ts-11 industrial: sector-based inspections	327215	Glass product manufacturing made of purchased glass
AVALON LABORATORIES, LLC	133070	2610 E. HOMESTEAD, RANCHO DOMINGUEZ 90220	Ts-11 industrial: sector-based inspections	541380	Testing laboratories
AVIATION REPAIR SOLUTIONS INC.	147364	1480 CANAL AVE. , LONG BEACH 90813	Ts-75 toxics: chrome plating	811310	Commercial and industrial machinery and equipment (except automotive and electronic) repair and maintenance
AXIS PETR CO	38855	1304 LOMITA BLVD. , WILMINGTON 90744	Ts-15 industrial: crude oil production	211111	Crude petroleum and natural gas extraction
BAY CITY AUTO BODY	100041	24100 S. VERMONT AVE. , HARBOR CITY 90710	Ts-11 industrial: sector-based inspections	811121	Automotive body, paint, and interior repair and maintenance
BDS NATURAL PRODUCTS	149431	1904 E. DOMINGUEZ 1/2 ST., LONG BEACH 90810	Ts-11 industrial: sector-based inspections	424490	Other grocery and related products merchant wholesalers
BEACH CITY SAND-BLASTING	52855	20422 S. NORMANDIE AVE. , TORRANCE 90502	Ts-12 industrial sources - out of business and change of ownership	238310	Drywall and insulation contractors
BEAUCHAMP DISTRIBUTING CO	43855	1911 S. SANTA FE AVE. , COMPTON 90221	Ts-11 industrial: sector-based inspections	424810	Beer and ale merchant wholesalers

Appendix 4-11

Facility Name	Facility ID	Address	Technical Specialty (TS)	North American Industrial Classification System (NAICS)	
BENJAMIN P. MICHEL	154388	17915 FIGUEROA ST. UNIT C, GARDENA 90248	Ts-11 industrial: sector-based inspections	336390	Other motor vehicle parts manufacturing
BFI WASTE SYSTEMS OF NORTH AMERICA, INC.	109995	3031 E. I ST. , WILMINGTON 90744	Ts-52 toxics: transfer stations	562219	Other nonhazardous waste treatment and disposal
BIOQUIP PRODUCTS INC	133218	2321 GLADWICK AVE. , RANCHO DOMINGUEZ 90220	Ts-11 industrial: sector-based inspections	541712	Research and development in the physical, engineering, and life sciences (except biotechnology)
BIXBY KNOLLS CLEANERS, LINH CAO	163454	3840 ATLANTIC AVE., LONG BEACH 90807	Ts-11 industrial: sector-based inspections	812320	Dry-cleaning and laundry services (except coin-operated)
BIXBY KNOLLS TOWERS	84659	3737 ATLANTIC AVE. , LONG BEACH 90807	Ts-11 industrial: sector-based inspections	623990	Other residential care facilities
BIXBY KNOLLS TOWERS/RETIREMENT HOUSING F	125774	3747 ATLANTIC AVE. , LONG BEACH 90807	Ts-11 industrial: sector-based inspections	623990	Other residential care facilities
BM AUTO REPAIR	185662	1321 W. GARDENA BLVD. , GARDENA 90247	Ts-11 industrial: sector-based inspections	811111	General automotive repair
BODYCOTE THERMAL PROCESSING	166916	515 W. APRA ST. , RANCHO DOMINGUEZ 90220	Ts-11 industrial: sector-based inspections	332811	Metal heat treating
BONNIE'S COURTESY CLEANERS	87774	111 E. CARSON ST. STE 6 & 7, CARSON 90745	Ts-11 industrial: sector-based inspections	812320	Dry-cleaning and laundry services (except coin-operated)
BREA CANON OIL COMPANY INC	82513	23903 S. NORMANDIE, HARBOR CITY 90710	Ts-15 industrial: crude oil production	211111	Crude petroleum and natural gas extraction
BREITBURN OPERATING L.P.	150212	15507 DEBLYNN AVE. , GARDENA 90247	Ts-15 industrial: crude oil production	211111	Crude petroleum and natural gas extraction

Appendix 4-12

Facility Name	Facility ID	Address	Technical Specialty (TS)	North American Industrial Classification System (NAICS)	
BREITBURN OPERATING, LP	172872	2800 GLADWICK ST. , CARSON 90745	Ts-15 industrial: crude oil production	211111	Crude petroleum and natural gas extraction
BRENTWOOD ORIGINALS INC	22568	20639 S. FORDYCE AVE. , LONG BEACH 90810	Ts-11 industrial: sector-based inspections	314120	Curtain and linen mills
BRETHREN MANOR SENIOR CARE, LP	182947	3333 PACIFIC PLACE , LONG BEACH 90806	Ts-11 industrial: sector-based inspections	531110	Lessors of residential buildings and dwellings
BRISTOL FARMS CENTRAL KITCHEN	156257	915 230TH ST. , CARSON 90745	Ts-32 area sources: rule 1415 facilities	445299	All other specialty food stores
BROTHERS CUSTOM KITCHEN CABINETS	141608	17809 S. FIGUEROA ST. , GARDENA 90248	Ts-11 industrial: sector-based inspections	238130	Framing contractors
BRYANT RUBBER CORP	56405	1112 LOMITA BLVD. , HARBOR CITY 90710	Ts-11 industrial: sector-based inspections	339991	Gasket, packing, and sealing device manufacturing
C & C IMPORTS INC, NANCY CORZINE	146790	17000 KINGSVIEW AVE. , CARSON 90746	Ts-11 industrial: sector-based inspections	442110	Furniture stores
C W. SERVICES, INC	133266	1735 SANTA FE AVE. , LONG BEACH 90813	Ts-11 industrial: sector-based inspections	811310	Commercial and industrial machinery and equipment (except automotive and electronic) repair and maintenance
C&J WELL SERVICES INC	179177	19431 S. SANTA FE AVE., RANCHO DOMINGUEZ 90220	Ts-11 industrial: sector-based inspections	453998	All other miscellaneous store retailers (except tobacco stores)
C.J. FIBERGLASS	147172	1335 W. 15TH ST. , LONG BEACH 90813	Ts-11 industrial: sector-based inspections	327212	Other pressed and blown glass and glassware manufacturing
CA GAS MINI MARKET CORPORATION	115124	950 N. AVALON BLVD. #101, WILMINGTON 90744	Ts-40 service stations: retail gasoline dispensing (from ts 12)	445120	Convenience stores

Facility Name	Facility ID	Address	Technical Specialty (TS)	North American Industrial Classification System (NAICS)	
CAFE INTERNATIONAL, NINO ROSINI/R NIZICH	79635	1195 NAGOYA AVE. , SAN PEDRO 90731	Ts-31 area sources: rule 222 equipment	722511	Full-service restaurants
CAL CARBON CO INC	14914	2825 E. GRANT ST. , WILMINGTON 90744	Ts-11 industrial: sector-based inspections	325180	Other basic inorganic chemical manufacturing
CAL ST. , HIGHWAY PATROL	16585	19700 HAMILTON AVE. , TORRANCE 90502	Ts-11 industrial: sector-based inspections	922120	Police protection
CAL ST. ATE UNIVERSITY	134878	401 GOLDEN SHORE, LONG BEACH 90802	Ts-11 industrial: sector-based inspections	611310	Colleges, universities, and professional schools
CAL ST. UNIV, DOMINGUEZ HILLS	2961	1000 E. VICTORIA ST. , CARSON 90747	Ts-11 industrial: sector-based inspections	611310	Colleges, universities, and professional schools
CAL TRANS	136042	430 N. SEASIDE AVE. , SAN PEDRO 90731	Ts-11 industrial: sector-based inspections	926120	Regulation and administration of transportation programs
CALIBER COLLISION CENTER	176554	2201 E. 223RD ST. , LONG BEACH 90810	Ts-11 industrial: sector-based inspections	811121	Automotive body, paint, and interior repair and maintenance
CALIFORNIA CARTAGE CO. LLC	90809	2401 E. PACIFIC COAST HIGHWAY , WILMINGTON 90744	Ts-11 industrial: sector-based inspections	493110	General warehousing and storage
CALIFORNIA PORTLAND CEMENT CO	151345	19030 S. NORMANDIE AVE., TORRANCE 90502	Ts-11 industrial: sector-based inspections	327310	Cement manufacturing
CALIFORNIA RESOURCES LONG BEACH, INC	156613	1065 W. PIER E. ST. , LONG BEACH 90802	Ts-15 industrial: crude oil production	211111	Crude petroleum and natural gas extraction
CALIFORNIA RESOURCES LONG BEACH, INC	156616	1843 E. "O" ST. , WILMINGTON 90744	Ts-15 industrial: crude oil production	211111	Crude petroleum and natural gas extraction
CALIFORNIA SULPHUR CO	47868	2250 E. PACIFIC COAST HIGHWAY , WILMINGTON 90744	Ts-11 industrial: sector-based inspections	325180	Other basic inorganic chemical manufacturing
CALIFORNIA WATER SERVICE	124117	18800 S. WILMINGTON ST. , COMPTON 90220	Ts-11 industrial: sector-based inspections	221310	Water supply and irrigation systems

Appendix 4-14

Facility Name	Facility ID	Address	Technical Specialty (TS)	North American Industrial Classification System (NAICS)	
CALIFORNIA WATER SERVICE CO	139513	21718 S. ALAMEDA ST. , LONG BEACH 90810	Ts-11 industrial: sector-based inspections	221310	Water supply and irrigation systems
CALIFORNIA WATER SERVICE CO	181296	169 W. VICTORIA AVE., LONG BEACH 90805	Ts-11 industrial: sector-based inspections	221310	Water supply and irrigation systems
CALIFORNIA WATER SERVICE CO	181314	2116 220TH ST. , CARSON 90810	Ts-11 industrial: sector-based inspections	221310	Water supply and irrigation systems
CALIFORNIA WATER SERVICE COMPANY	170866	24800 S. MAIN ST. , CARSON 90745	Ts-11 industrial: sector-based inspections	221310	Water supply and irrigation systems
CALIFORNIA WATER SERVICE COMPANY	170867	4100 SANTA FE AVE., LONG BEACH 90810	Ts-11 industrial: sector-based inspections	221310	Water supply and irrigation systems
CAL-TRANS	32191	22101 SANTA FE AVE. , LONG BEACH 90810	Ts-11 industrial: sector-based inspections	488999	All other support activities for transportation
CAMDEN DEVELOPMENT INC.	134515	300 W. OCEAN SIDE, LONG BEACH 90802	Ts-11 industrial: sector-based inspections	722410	Drinking places (alcoholic beverages)
CAR AROMA SUPPLY	19331	412 W. ANAHEIM ST. , WILMINGTON 90744	Ts-11 industrial: sector-based inspections	423120	Motor vehicle supplies and new parts merchant wholesalers
CARBON ACTIVATED CORPORATION	126299	250 E. MANVILLE ST. , COMPTON 90220	Ts-11 industrial: sector-based inspections	424690	Other chemical and allied products merchant wholesalers
CARDLOCK FUELS SYSTEM, INC	180030	15914 S. AVALON BLVD. , RANCHO DOMINGUEZ 90220	Ts-40 service stations: retail gasoline dispensing (from ts 12)	424710	Petroleum bulk stations and terminals
CARDLOCK FUELS SYSTEM, INC.	115488	2720 E. CARSON ST. , CARSON 90810	Ts-40 service stations: retail gasoline dispensing (from ts 12)	561499	All other business support services
CARL'S JR. RESTAURANT, LLC	64947	17450 S. AVALON BLVD. , CARSON 90746	Ts-31 area sources: rule 222 equipment	722513	Limited-service restaurants

Facility Name	Facility ID	Address	Technical Specialty (TS)	North American Industrial Classification System (NAICS)	
CARNIVAL CORPORATION	134883	1166 QUEENS HWY, LONG BEACH 90802	Ts-11 industrial: sector-based inspections	561510	Travel agencies
CARPARTS EXPRESS AND AUTO REPAIR	160605	22424 NORMANDIE AVE., TORRANCE 90502	Ts-11 industrial: sector-based inspections	811412	Appliance repair and maintenance
CARSON BURGERS	125995	21680 WILMINGTON AVE. , CARSON 90810	Ts-31 area sources: rule 222 equipment	722513	Limited-service restaurants
CARSON CITY	69569	22400 MONETA AVE. , CARSON 90745	Ts-11 industrial: sector-based inspections	921110	Executive offices
CARSON CITY	91411	701 E. CARSON, CARSON 90745	Ts-11 industrial: sector-based inspections	921110	Executive offices
CARSON CITY	91788	801 E. CARSON, CARSON 90745	Ts-11 industrial: sector-based inspections	921110	Executive offices
CARSON HANDLING SERVICES	178295	2160 E. SEPULVEDA BLVD. , LONG BEACH 90810	Ts-11 industrial: sector-based inspections	541990	All other professional, scientific, and technical services
CARSON MINI TRUCK ST. OP, EDCO ST. ATION INC	110932	101 W. VICTORIA, GARDENA 90248	Ts-40 service stations: retail gasoline dispensing (from ts 12)	447190	Other gasoline stations
CARSON RECLAMATION AUTHORITY	183607	20400 MAIN ST. , CARSON 90745	Ts-50 toxics: landfills, gas collection	237210	Land subdivision
CARSON TOYOTA	23016	1333 E. 223TH ST. , CARSON 90745	Ts-11 industrial: sector-based inspections	441110	New car dealers
CARSON UNION 76, KAMBIZ KATIRAI	153969	1025 E. CARSON, CARSON 90745	Ts-40 service stations: retail gasoline dispensing (from ts 12)	447190	Other gasoline stations
CARSON VALERO, INC.	157293	23825 S. AVALON BLVD. , CARSON 90745	Ts-40 service stations: retail gasoline dispensing (from ts 12)	447190	Other gasoline stations

Appendix 4-16

Facility Name	Facility ID	Address	Technical Specialty (TS)	North American Industrial Classification System (NAICS)	
CAST-RITE CORP	11847	515 E. AIRLINE WAY, GARDENA 90248	Ts-11 industrial: sector-based inspections	331523	Nonferrous metal die-casting foundries
CCL TUBE, INC	155246	2250 E. 220TH ST. , CARSON 90810	Ts-11 industrial: sector-based inspections	326199	All other plastics product manufacturing
CCL TUBE, INC.	155740	2250 E. 220TH ST. , CARSON 90810	Ts-11 industrial: sector-based inspections	326199	All other plastics product manufacturing
CELEBRITY CASINOS INC	150072	123 E. ARTESIA BLVD. , COMPTON 90220	Ts-11 industrial: sector-based inspections	721110	Hotels (except casino hotels) and motels
CEMEX CONSTRUCTION MATERIALS PACIFIC, LL	3185	601 PIER D AVE. , LONG BEACH 90802	Ts-11 industrial: sector-based inspections	212312	Crushed and broken limestone mining and quarrying
CENTRAL PLAZA CLEANERS	188058	17531 S. CENTRAL AVE. UNIT L&M, CARSON 90746	Ts-11 industrial: sector-based inspections	812320	Dry-cleaning and laundry services (except coin-operated)
CHAI FIVE LAUNDRY SERVICES LLC	188437	640 E. WARDLOW RD, LONG BEACH 90807	Ts-11 industrial: sector-based inspections	812320	Dry-cleaning and laundry services (except coin-operated)
CHAI FIVE LAUNDRY SERVICES LLC	189252	640 E. WARDLOW RD, LONG BEACH 90807	Ts-11 industrial: sector-based inspections	812320	Dry-cleaning and laundry services (except coin-operated)
CHANDLER'S RECYCLING	181904	1711 ALAMEDA, WILMINGTON 90744	Ts-50 toxics: landfills, gas collection	424130	Industrial and personal service paper merchant wholesalers
CHANNEL CLEANERS	80899	639 CHANNEL ST. , SAN PEDRO 90731	Ts-11 industrial: sector-based inspections	812320	Dry-cleaning and laundry services (except coin-operated)
CHEMLINE CA, INC	182889	19500 S. ALAMEDA ST. , EAST. RANCHO DOMINGUEZ 90221	Ts-11 industrial: sector-based inspections	541490	Other specialized design services
CHEMOIL TERMINALS CORP, CARSON TERMINAL	178770	2365 E. SEPULVEDA BLVD. , CARSON 90810	Ts-05 title v (only) facility	493190	Other warehousing and storage

Appendix 4-17

Facility Name	Facility ID	Address	Technical Specialty (TS)	North American Industrial Classification System (NAICS)	
CHEMOIL TERMINALS CORPORATION, LONG BEAC	178769	1004 PIER F AVE., LONG BEACH 90802	Ts-84 ref/energy: marine term. & tank facilities	424710	Petroleum bulk stations and terminals
CHEVRON U.S.A. INC	4736	1140 PIER G AVE. , LONG BEACH 90802	Ts-12 industrial sources - out of business and change of ownership	423520	Coal and other mineral and ore merchant wholesalers
CINTAS CORPORATION - RANCHO DOMINGUEZ	178977	20100 SUSANA RD, DOMINGUEZ 90810	Ts-11 industrial: sector-based inspections	423850	Service establishment equipment and supplies merchant wholesalers
CIRCLE K ST. ORES INC #2709493	174177	22240 S. AVALON BLVD. , CARSON 90745	Ts-40 service stations: retail gasoline dispensing (from ts 12)	517110	Wired telecommunications carriers
CIRCLE K ST. ORES INC. SITE #2705619	111710	1150 W. PACIFIC COAST HIGHWAY , HARBOR CITY 90710	Ts-40 service stations: retail gasoline dispensing (from ts 12)	445120	Convenience stores
CIRCLE K ST. ORES INC., DONALD NGUYEN #221	170756	2001 W. ALONDRA BLVD. , COMPTON 90220	Ts-40 service stations: retail gasoline dispensing (from ts 12)	447190	Other gasoline stations
CIRCLE K ST. ORES INC., GARGES HANA, SITE	169321	2601 ATLANTIC BLVD. , LONG BEACH 90806	Ts-40 service stations: retail gasoline dispensing (from ts 12)	447190	Other gasoline stations
CIRCLE K ST. ORES, INC. M THEIN MYINT SITE	169294	15312 S. VERMONT AVE., GARDENA 90247	Ts-40 service stations: retail gasoline dispensing (from ts 12)	445120	Convenience stores
CIRCLE K ST. ORES, INC. TORRANCE SVC,STN	169285	20802 S. VERMONT AVE., TORRANCE 90502	Ts-40 service stations: retail gasoline dispensing (from ts 12)	445110	Supermarkets and other grocery (except convenience) stores
CITIZEN WATCH COMPANY OF AMERICA, INC	134726	1000 W. 190TH ST. , TORRANCE 90502	Ts-11 industrial: sector-based inspections	448310	Jewelry stores

Appendix 4-18

Facility Name	Facility ID	Address	Technical Specialty (TS)	North American Industrial Classification System (NAICS)	
CITY OF LA, BOS, WASTEWATER COLL SYS DIV	61976	45 TERMINAL WAY (PP # 671), TERMINAL ISLAND 90731	Ts-11 industrial: sector-based inspections	221320	Sewage treatment facilities
CITY OF LA, BOS, WASTEWATER COLL SYS DIV	64908	390 N. SEASIDE AVE. , SAN PEDRO 90731	Ts-11 industrial: sector-based inspections	562219	Other nonhazardous waste treatment and disposal
CITY OF LA, BOS, WASTEWATER COLL SYS DIV	94216	624 W. 190TH ST. PP 674, LOS ANGELES 90248	Ts-11 industrial: sector-based inspections	221320	Sewage treatment facilities
CITY OF LA, BOS, WASTEWATER COLL SYS DIV	104589	420 HENRY FORD AVE. , WILMINGTON 90744	Ts-11 industrial: sector-based inspections	221118	Other electric power generation
CITY OF LA, BOS, WASTEWATER COLL SYS DIV	110748	637 FRIES AVE. , WILMINGTON 90744	Ts-11 industrial: sector-based inspections	611210	Junior colleges
CITY OF LA, BOS, WASTEWATER COLL SYS DIV	110750	301 MC FARLAND AVE. , WILMINGTON 90744	Ts-11 industrial: sector-based inspections	221320	Sewage treatment facilities
CITY OF LA, BOS, WASTEWATER COLL SYS DIV	76403	675 FRONT ST., SAN PEDRO 90731	Ts-11 industrial: sector-based inspections	562219	Other nonhazardous waste treatment and disposal
CITY OF LA, BOS, WASTEWATER COLL SYS DIV	94425	900 N. SOUTHERLAND, WILMINGTON 90744	Ts-11 industrial: sector-based inspections	221320	Sewage treatment facilities
CITY OF LA, BOS, WASTEWATER COLL SYS DIV	110749	1220 HARRY BRIDGES BLVD., WILMINGTON 90744	Ts-11 industrial: sector-based inspections	611210	Junior colleges
CITY OF LA, DEPT OF RECREATION & PARKS	96220	1701 W. L ST. , WILMINGTON 90744	Ts-11 industrial: sector-based inspections	713910	Golf courses and country clubs
CITY OF LONG BEACH ST. ORM DRAIN PUMP ST. AT	171277	1270 W. ANAHEIM ST. , LONG BEACH 90813	Ts-11 industrial: sector-based inspections	519120	Libraries and archives
CITY OF LONG BEACH, AQUARIUM - 14527	114954	200 W. SHORELINE DR, LONG BEACH 90802	Ts-11 industrial: sector-based inspections	712130	Zoos and botanical gardens
CITY OF LONG BEACH, FLEET SERVICES	161663	1540 W. 32ND ST. , LONG BEACH 90810	Ts-11 industrial: sector-based inspections	924120	Administration of conservation programs
CITY OF LONG BEACH, PUBLIC WORKS	168392	1722 PIER B ST. , LONG BEACH 90813	Ts-11 industrial: sector-based inspections	921110	Executive offices

Appendix 4-19

Facility Name	Facility ID	Address	Technical Specialty (TS)	North American Industrial Classification System (NAICS)	
CITY OF LONG BEACH/HARBOR DEPT	137183	2550 PIER T AVE. , LONG BEACH 90802	Ts-11 industrial: sector-based inspections	813212	Voluntary health organizations
CITY PAPER & METAL CO	60145	1452 W. 11TH ST. , LONG BEACH 90813	Ts-11 industrial: sector-based inspections	423930	Recyclable material merchant wholesalers
CLASSIC AUTO RESTORATION	180472	17503 S. FIGUEROA ST. , GARDENA 90248	Ts-11 industrial: sector-based inspections	811111	General automotive repair
CLEAN HARBORS WILMINGTON, LLC	148008	1737 E. DENNI ST. , WILMINGTON 90744	Ts-11 industrial: sector-based inspections	562211	Hazardous waste treatment and disposal
CLEANERS R US	177359	286 E. SEPULVEDA BLVD. , CARSON 90745	Ts-11 industrial: sector-based inspections	561790	Other services to buildings and dwellings
COAST PLATING INC	21593	128 W. 154TH ST. , GARDENA 90248	Ts-75 toxics: chrome plating	332813	Electroplating, plating, polishing, anodizing, and coloring
COAST PLATING INC	111747	120 W. 154TH ST. , GARDENA 90248	Ts-74 toxics: non-chrome plating	332813	Electroplating, plating, polishing, anodizing, and coloring
COAST PLATING INC	112968	417 W. 164 TH ST. , GARDENA 90248	Ts-75 toxics: chrome plating	332813	Electroplating, plating, polishing, anodizing, and coloring
COAST WIRE & PLASTIC TECH, LLC	110855	1048 BURGROVE ST. , CARSON 90746	Ts-11 industrial: sector-based inspections	335921	Fiber optic cable manufacturing
COASTCRAFT RUBBER CO	57535	23340 S. NORMANDIE, TORRANCE 90502	Ts-11 industrial: sector-based inspections	326299	All other rubber product manufacturing
COLLEGE MEDICAL CENTER	176757	1725 PACIFIC AVE., LONG BEACH 90813	Ts-11 industrial: sector-based inspections	622210	Psychiatric and substance abuse hospitals
COLLEGE MEDICAL CENTER	176762	2776 PACIFIC AVE., LONG BEACH 90806	Ts-11 industrial: sector-based inspections	622210	Psychiatric and substance abuse hospitals

Facility Name	Facility ID	Address	Technical Specialty (TS)	North American Industrial Classification System (NAICS)	
COLLEGE MEDICAL CENTER	176763	2683 PACIFIC AVE., LONG BEACH 90806	Ts-11 industrial: sector-based inspections	622210	Psychiatric and substance abuse hospitals
COLLISION WORKS INC	121097	500 E. ANAHEIM ST. , LONG BEACH 90813	Ts-11 industrial: sector-based inspections	811121	Automotive body, paint, and interior repair and maintenance
COLOR KING WORLD	173878	551 W. ANAHEIM ST. , LONG BEACH 90813	Ts-11 industrial: sector-based inspections	811111	General automotive repair
COLORCODE	137568	17014 S. VERMONT AVE. , GARDENA 90247	Ts-11 industrial: sector-based inspections	238320	Painting and wall covering contractors
COLUMBIA RESTAURANT	74989	17601 S. CENTRAL AVE. , CARSON 90746	Ts-30 area sources: charbroilers	722513	Limited-service restaurants
COMPTON COMMUNITY COLLEGE DISTRICT	150013	1111 E. ARTESIA BLVD. , COMPTON 90221	Ts-11 industrial: sector-based inspections	611210	Junior colleges
CONTAINER-CARE INTERNATIONAL INC.	73829	1711 ALAMEDA, WILMINGTON 90744	Ts-11 industrial: sector-based inspections	811310	Commercial and industrial machinery and equipment (except automotive and electronic) repair and maintenance
CONTINENTAL CLEANERS, CHONG SU OH	159233	4249 ATLANTIC AVE., LONG BEACH 90807	Ts-11 industrial: sector-based inspections	812320	Dry-cleaning and laundry services (except coin-operated)
COOPER & BRAIN, B & B LEASE	39133	1520 PACIFIC COAST HIGHWAY , WILMINGTON 90744	Ts-15 industrial: crude oil production	211111	Crude petroleum and natural gas extraction
CORONET MFG CO INC	19144	16210 S. AVALON BLVD. , GARDENA 90248	Ts-05 title v (only) facility	337920	Blind and shade manufacturing
COUNTY OF LOS ANGELES DEPT OF PUBLIC WKS	158361	2036 E. I ST. , WILMINGTON 90744	Ts-11 industrial: sector-based inspections	621991	Blood and organ banks

Appendix 4-21

Facility Name	Facility ID	Address	Technical Specialty (TS)	North American Industrial Classification System (NAICS)	
COVENANT MANOR	140125	600 E. 4TH ST. , LONG BEACH 90802	Ts-11 industrial: sector-based inspections	623990	Other residential care facilities
COWELCO INC	33975	1634 W. 14TH ST. , LONG BEACH 90813	Ts-11 industrial: sector-based inspections	332322	Sheet metal work manufacturing
CPS SECURITY SOLUTIONS	145468	436 W. WALNUT ST. , GARDENA 90248	Ts-11 industrial: sector-based inspections	561612	Security guards and patrol services
CRISOL METAL FINISHING, INC.	158059	444 E. GARDENA BLVD. UNIT C, GARDENA 90248	Ts-11 industrial: sector-based inspections	332813	Electroplating, plating, polishing, anodizing, and coloring
CROSBY & OVERTON, INC.	34149	1610 W. 17TH ST. , LONG BEACH 90813	Ts-56 toxics: toxic stationary source	562211	Hazardous waste treatment and disposal
CROSSFIELD PROD. CORP	22207	3000 E. HARCOURT ST. , COMPTON 90221	Ts-11 industrial: sector-based inspections	325211	Plastics material and resin manufacturing
CROSSFIELD PRODUCTS CORP	66332	19514 S. NORMANDIE, TORRANCE 90502	Ts-11 industrial: sector-based inspections	324121	Asphalt paving mixture and block manufacturing
CROWN LIFT TRUCKS	100604	4061 VIA ORO AVE. , LONG BEACH 90810	Ts-11 industrial: sector-based inspections	333924	Industrial truck, tractor, trailer, and stacker machinery manufacturing
CRUMB RUBBER MANUFACTURERS, LLC	118576	15800 S. AVALON BLVD. , RANCHO DOMINGUEZ 90220	Ts-11 industrial: sector-based inspections	326291	Rubber product manufacturing for mechanical use
CRUSTY CRAB	74931	1146 NAGOYA WAY, SAN PEDRO 90731	Ts-31 area sources: rule 222 equipment	445220	Fish and seafood markets
CUNICO CORP	131470	1910 W. 16 TH ST. , LONG BEACH 90813	Ts-11 industrial: sector-based inspections	332996	Fabricated pipe and pipe fitting manufacturing
CUSTOM DISPLAYS INC	13405	411 W. 157TH ST. , GARDENA 90248	Ts-11 industrial: sector-based inspections	337212	Custom architectural woodwork and millwork manufacturing

Facility Name	Facility ID	Address	Technical Specialty (TS)	North American Industrial Classification System (NAICS)	
CUSTOM FIBREGLASS MFG. CO DBA SNUGTOP	185059	1711 HARBOR AVE., LONG BEACH 90813	Ts-05 title v (only) facility	336214	Travel trailer and camper manufacturing
D & G POWDER COATING	146945	831 N. MAHAR AVE. #A, WILMINGTON 90744	Ts-11 industrial: sector- based inspections	332812	Metal coating, engraving (except jewelry and silverware), and allied services to manufacturers
DAICO INDUSTRIES	119001	1070 E. 233 ST. , CARSON 90745	Ts-11 industrial: sector- based inspections	334419	Other electronic component manufacturing
DAVE'S SHOP OF GARDENA	73754	16607 S. VERMONT AVE. , GARDENA 90247	Ts-12 industrial sources - out of business and change of ownership	811111	General automotive repair
DECORE PLATING	98554	434 W. 164TH ST. , CARSON 90248	Ts-75 toxics: chrome plating	332813	Electroplating, plating, polishing, anodizing, and coloring
DEFENSE CONTRACT MGMT DISTRICT	119287	18901 S. WILMINGTON AVE. , CARSON 90746	Ts-11 industrial: sector- based inspections	928110	National security
DEFENSE FUEL SUPPORT POINT (DFSP) SAN PE	5075	3171 N. GAFFEY ST. , SAN PEDRO 90731	Ts-84 ref/energy: marine term. & tank facilities	713940	Fitness and recreational sports centers
DELAMO PARK, INC.	112383	20320 S. AVALON BLVD. , CARSON 90746	Ts-40 service stations: retail gasoline dispensing (from ts 12)	924120	Administration of conservation programs
DELAMO PETROLEUM	128278	4990 N. LONG BEACH BLVD. , LONG BEACH 90805	Ts-40 service stations: retail gasoline dispensing (from ts 12)	447190	Other gasoline stations
DEWEY PEST CONTROL	28822	21111 S. FIGUEROA ST. , CARSON 90745	Ts-11 industrial: sector- based inspections	561710	Exterminating and pest control services
DGH 1500 LOMITA IND'L, LLC/BEECO HARBOR	143277	1500 E. LOMITA BLVD. , WILMINGTON 90744	Ts-11 industrial: sector- based inspections	237210	Land subdivision

Appendix 4-23

Facility Name	Facility ID	Address	Technical Specialty (TS)	North American Industrial Classification System (NAICS)	
DIEGO'S AUTO BODY, CLAUDIO A. CANTONI	159135	1019 E. G ST. , WILMINGTON 90744	Ts-11 industrial: sector-based inspections	811111	General automotive repair
DINO ST. ATION	181985	5588 N. LONG BEACH BLVD. , LONG BEACH 90805	Ts-40 service stations: retail gasoline dispensing (from ts 12)	447110	Gasoline stations with convenience stores
DIRECTV	172753	19335 S. LAUREL PARK RD, RANCHO DOMINGUEZ 90220	Ts-11 industrial: sector-based inspections	443142	Electronics stores
DIRECTV, CALIFORNIA BROADCAST CENTER	115199	3800 VIA ORO AVE. , LONG BEACH 90810	Ts-11 industrial: sector-based inspections	515210	Cable and other subscription programming
DIVERSIFIED SPECIALTIES	149612	22632 S. NORMANDIE AVE. # B, TORRANCE 90502	Ts-11 industrial: sector-based inspections	811111	General automotive repair
DOMINGUEZ GOLF C/O AMERICAN GOLF CORP	38621	19800 S. MAIN ST. , CARSON 90745	Ts-50 toxics: landfills, gas collection	713910	Golf courses and country clubs
DOUBLE TREE HOTEL CARSON	165763	2 CIVIC PLAZA DR. , CARSON 90745	Ts-11 industrial: sector-based inspections	721110	Hotels (except casino hotels) and motels
DUCOMMUN AEROSTRUCTURES INC.	125051	140 E. GARDENA, GARDENA 90248	Ts-11 industrial: sector-based inspections	336413	Other aircraft parts and auxiliary equipment manufacturing
DUCOMMUN AEROSTRUCTURES, INC.	164887	268 E. GARDENA BLVD. , GARDENA 90247	Ts-11 industrial: sector-based inspections	336412	Aircraft engine and engine parts manufacturing
DUCOMMUN LA BARGE TECHNOLOGIES INC	58236	23301 S. WILMINGTON AVE. , CARSON 90745	Ts-59 toxics/industrial: industrial sites w/chrome (from ts 78)	336413	Other aircraft parts and auxiliary equipment manufacturing
DYNAMIC INDUSTRIAL ELECTRIC MOTORS, INC.	113487	140 E. ALONDRA BLVD. , GARDENA 90248	Ts-11 industrial: sector-based inspections	811310	Commercial and industrial machinery and equipment (except automotive and electronic) repair and maintenance

Facility Name	Facility ID	Address	Technical Specialty (TS)	North American Industrial Classification System (NAICS)	
E & B NATURAL RESOURCES MANAGEMENT CORP.	171083	1032 CRUCES ST. , WILMINGTON 90744	Ts-15 industrial: crude oil production	541611	Administrative management and general management consulting services
E&B NATURAL RESOURCES MANAGEMENT CORP	165100	25210 BROADWELL, HARBOR CITY 90710	Ts-15 industrial: crude oil production	211111	Crude petroleum and natural gas extraction
E&B NATURAL RESOURCES MANAGEMENT CORP	165101	573 E. SPRING ST., LONG BEACH 90806	Ts-15 industrial: crude oil production	211111	Crude petroleum and natural gas extraction
E&B NATURAL RESOURCES MANAGEMENT CORP	165113	201 E. 35TH ST., LONG BEACH 90806	Ts-15 industrial: crude oil production	211111	Crude petroleum and natural gas extraction
E&B NATURAL RESOURCES MANAGEMENT CORP	165309	24210 S. MAIN ST. , CARSON 90745	Ts-11 industrial: sector-based inspections	541611	Administrative management and general management consulting services
E&B NATURAL RESOURCES MANAGEMENT CORP.	171045	1396 MAURENTANIA ST. WILMINGTON 90744	Ts-15 industrial: crude oil production	541611	Administrative management and general management consulting services
E&B NATURAL RESOURCES MGMT CORP	171037	1665 WILMINGTON BLVD. , WILMINGTON 90744	Ts-15 industrial: crude oil production	541611	Administrative management and general management consulting services
E&B NATURAL RESOURCES MGMT CORP	171040	1210 R ST. , WILMINGTON 90744	Ts-15 industrial: crude oil production	211111	Crude petroleum and natural gas extraction
E&B NATURAL RESOURCES MGMT CORP	171042	1507 FRIGATE AVE., WILMINGTON 90744	Ts-15 industrial: crude oil production	541611	Administrative management and general management consulting services
E&B NATURAL RESOURCES MGMT. CORP.	171035	1028 MAURENTANIA ST. , WILMINGTON 90744	Ts-15 industrial: crude oil production	541611	Administrative management and general management consulting services

Facility Name	Facility ID	Address	Technical Specialty (TS)	North American Industrial Classification System (NAICS)	
E&B NATURAL RESOURCES MGMT. CORP.	171043	1641 VAN TRESS, WILMINGTON 90744	Ts-15 industrial: crude oil production	541611	Administrative management and general management consulting services
E&B NATURAL RESOURCES MGMT. CORP.	171044	335 W. LOMITA BLVD. , CARSON 90745	Ts-15 industrial: crude oil production	541611	Administrative management and general management consulting services
E&B NATURAL RESOURCES MGMT. CORP.	171046	1029-111 MAURETANIA, WILMINGTON 90744	Ts-15 industrial: crude oil production	211111	Crude petroleum and natural gas extraction
E&B NATURAL RESOURCES MGMT. CORP.	171049	1019 SANDISON, WILMINGTON 90744	Ts-15 industrial: crude oil production	541611	Administrative management and general management consulting services
E&B NATURAL RESOURCES MGMT. CORP.	171054	1535 FRIGATE, WILMINGTON 90744	Ts-15 industrial: crude oil production	541611	Administrative management and general management consulting services
E&B NATURAL RESOURCES MGMT., CORP.	171047	1032 DON ST. , WILMINGTON 90744	Ts-15 industrial: crude oil production	541611	Administrative management and general management consulting services
E&B NATURAL RESOURCES MGMT., CORP.	171048	1107 DOLORES, WILMINGTON 90744	Ts-15 industrial: crude oil production	211111	Crude petroleum and natural gas extraction
E&B NATURAL RESOURCES MGMT., CORP.	171050	1111 CRUCES ST. , WILMINGTON 90744	Ts-15 industrial: crude oil production	541611	Administrative management and general management consulting services
E&B NATURAL RESOURCES, LLC	177265	1710 N. EUBANK AVE. DR. ILL SITE #4, WILMINGTON 90744	Ts-11 industrial: sector-based inspections	237120	Oil and gas pipeline and related structures construction
ECO SERVICES OPERATIONS CORP.	180908	20720 S. WILMINGTON AVE., CARSON 90810	Ts-01 cycle i reclaim/title v facility	325998	All other miscellaneous chemical product and preparation manufacturing

Facility Name	Facility ID	Address	Technical Specialty (TS)	North American Industrial Classification System (NAICS)	
EK AUTO WORX	177342	16800 S. BROADWAY, GARDENA 90248	Ts-12 industrial sources - out of business and change of ownership	811121	Automotive body, paint, and interior repair and maintenance
EL TACO CHARRO VICTOR ZAMORA	163764	940 E. DOMINGUEZ ST. UNIT P, CARSON 90746	Ts-30 area sources: charbroilers	722511	Full-service restaurants
ELECTRO-TECH MACHINING	166289	2100 W. GAYLORD ST. , LONG BEACH 90813	Ts-11 industrial: sector-based inspections	335991	Carbon and graphite product manufacturing
ELEMENT MATERIALS TECHNOLOGY	129444	18100 S. WILMINGTON AVE. , RANCHO DOMINGUEZ 90220	Ts-11 industrial: sector-based inspections	541380	Testing laboratories
ELEVEN GOLDEN SHORE LP	153374	11 GOLDEN SHORE, LONG BEACH 90802	Ts-11 industrial: sector-based inspections	531120	Lessors of nonresidential buildings (except miniwarehouses)
ELITE 4 PRINT	169965	851 E. WALNUT ST. , CARSON 90746	Ts-11 industrial: sector-based inspections	323111	Commercial printing (except screen and books)
ELRO MANUFACTURING COMPANY	102568	400 W. WALNUT ST. , GARDENA 90248	Ts-11 industrial: sector-based inspections	339950	Sign manufacturing
ENERY HOLDINGS LLC	186899	17171 S. CENTRAL AVE., CARSON 90746	Ts-01 cycle i reclaim/title v facility	221118	Other electric power generation
ENGINEERED COATINGS, INC.	178668	3154 HARCOURT ST. , COMPTON 90221	Ts-11 industrial: sector-based inspections	325510	Paint and coating manufacturing
ENI OIL & GAS INC	145144	306 W. TORRANCE BLVD. , CARSON 90745	Ts-50 toxics: landfills, gas collection	562212	Solid waste landfill
ENVENT CORPORATION	178028	1520 E. SEPULVEDA BLVD. , CARSON 90745	Ts-57 toxics: r203 voc extraction	541620	Environmental consulting services
EPSILON PLASTICS INC	136202	3100 E. HARCOURT ST. , RANCHO DOMINGUEZ 90221	Ts-05 title v (only) facility	326111	Plastics bag and pouch manufacturing
EQUILON ENTER, LLC-SHELL OIL PROD. US	117560	100 FALCON ST., WILMINGTON 90744	Ts-11 industrial: sector-based inspections	486910	Pipeline transportation of refined petroleum products

Appendix 4-27

Facility Name	Facility ID	Address	Technical Specialty (TS)	North American Industrial Classification System (NAICS)	
EQUILON ENTER. LLC, SHELL OIL PROD. US	800372	20945 S. WILMINGTON, CARSON 90810	Ts-04 cycle ii reclaim/non-title v facility	424710	Petroleum bulk stations and terminals
ERA PRODUCTS INC	58686	354 W. GARDENA BLVD. , GARDENA 90248	Ts-11 industrial: sector-based inspections	337127	Institutional furniture manufacturing
ERC CO	146038	2970 E. MARIA ST. , COMPTON 90221	Ts-11 industrial: sector-based inspections	332322	Sheet metal work manufacturing
EVERGREEN ENVIRONMENTAL SERVICES	93622	16604 S. SAN PEDRO ST. , CARSON 90746	Ts-11 industrial: sector-based inspections	562112	Hazardous waste collection
EVERPORT TERMINAL SERVICES, INC.	183315	389 TERMINAL WAY, SAN PEDRO 90731	Ts-11 industrial: sector-based inspections	236220	Commercial and institutional building construction
EXXONMOBIL OIL CORP	1667	799 SEASIDE AVE. BERTHS 238-4, TERMINAL ISLAND 90731	Ts-84 ref/energy: marine term. & tank facilities	237120	Oil and gas pipeline and related structures construction
FACTORY COLLISION REPAIR SERVICES	182619	16131 S. MAPLE AVE., GARDENA 90248	Ts-11 industrial: sector-based inspections	811412	Appliance repair and maintenance
FANTASTIC BURGERS, E. & S.ELEFATHERION DB	78849	3665 SANTA FE AVE. , LONG BEACH 90810	Ts-31 area sources: rule 222 equipment	722513	Limited-service restaurants
FARADAY FUTURE	183238	18455 S. FIGUEROA ST. , GARDENA 90248	Ts-11 industrial: sector-based inspections	541330	Engineering services
FASTLANE TRANSPORTATION	148893	2400 E. PACIFIC COAST HIGHWAY , WILMINGTON 90744	Ts-11 industrial: sector-based inspections	484121	General freight trucking, long-distance, truckload
FED EX GROUND PACKAGE SYSTEMS	180329	1725 CHARLES WILLARD ST. , CARSON 90746	Ts-11 industrial: sector-based inspections	484121	General freight trucking, long-distance, truckload
FENIX MARINE SERVICES	112562	614 TERMINAL WAY, SAN PEDRO 90731	Ts-11 industrial: sector-based inspections	541611	Administrative management and general management consulting services

Facility Name	Facility ID	Address	Technical Specialty (TS)	North American Industrial Classification System (NAICS)	
FIBERGLASS ARTS BODY SHOP	108399	1540 CANAL AVE. , LONG BEACH 90810	Ts-11 industrial: sector-based inspections	811121	Automotive body, paint, and interior repair and maintenance
FINE QUALITY METAL FINISHING CO	47329	1640 DAISY AVE. , LONG BEACH 90813	Ts-75 toxics: chrome plating	332813	Electroplating, plating, polishing, anodizing, and coloring
FIRST. DOMINGUEZ GATEWAY CENTER	157371	3015 ANA ST. , COMPTON 90221	Ts-11 industrial: sector-based inspections	493120	Refrigerated warehousing and storage
FLOWSERVE U S. INC	131304	1909 E. CASHDAN ST. , RANCHO DOMINGUEZ 90220	Ts-11 industrial: sector-based inspections	333911	Pump and pumping equipment manufacturing
FOAM FABRICATORS	12876	1810 S. SANTA FE AVE. , COMPTON 90221	Ts-05 title v (only) facility	326140	Polystyrene foam product manufacturing
FORMER SHELL LOS ANGELES REFINERY	175241	2101 E. PACIFIC COAST HIGHWAY, WILMINGTON 90744	Ts-61 toxics: voc soil remediation	324110	Petroleum refineries
FREY ENVIRONMENTAL, INC.	152387	320 E. SEPULVEDA BLVD. , CARSON 90745	Ts-61 toxics: voc soil remediation	541690	Other scientific and technical consulting services
FRONTIER CALIFORNIA INC LONG BEACH MAIN	182256	550 ELM AVE., LONG BEACH 90802	Ts-11 industrial: sector-based inspections	813110	Religious organizations
FRONTIER CALIFORNIA INC UPTOWN CO	182386	3440 CALIFORNIA AVE., LONG BEACH 90807	Ts-11 industrial: sector-based inspections	517410	Satellite telecommunications
FS PRECISION TECH LLC	142267	3025 E. VICTORIA ST. , COMPTON 90221	Ts-04 cycle ii reclaim/non-title v facility	331529	Other nonferrous metal foundries (except die-casting)
G & FK CORP DBA WILMINGTON CHEVRON	163487	575 W. PACIFIC COAST. HIGHWAY, WILMINGTON 90744	Ts-40 service stations: retail gasoline dispensing (from ts 12)	447190	Other gasoline stations

Facility Name	Facility ID	Address	Technical Specialty (TS)	North American Industrial Classification System (NAICS)	
G & G AUTO BODY	19879	4816 LONG BEACH BLVD. , LONG BEACH 90807	Ts-12 industrial sources - out of business and change of ownership	811121	Automotive body, paint, and interior repair and maintenance
G & M OIL CO, LLC #68	114686	1700 W. WARDLOW RD, LONG BEACH 90810	Ts-40 service stations: retail gasoline dispensing (from ts 12)	447190	Other gasoline stations
G P RESOURCES INC	108417	1028 S. SEASIDE DR, TERMINAL ISLAND 90731	Ts-84 ref/energy: marine term. & tank facilities	424720	Petroleum and petroleum products merchant wholesalers (except bulk stations and terminals)
G&M OIL CO, LLC #110	131144	1790 LONG BEACH BLVD. , LONG BEACH 90813	Ts-40 service stations: retail gasoline dispensing (from ts 12)	447190	Other gasoline stations
GALAXY GAS INC.	187506	22802 S. FIGUEROA ST. , CARSON 90745	Ts-40 service stations: retail gasoline dispensing (from ts 12)	447190	Other gasoline stations
GAMBOL IND INC	91778	1825 PIER D ST. , LONG BEACH 90802	Ts-11 industrial: sector-based inspections	336612	Boat building
GARCIA'S AUTO DISMANTLER	138367	640 FLINT AVE. , WILMINGTON 90744	Ts-11 industrial: sector-based inspections	441120	Used car dealers
GARDENA BATTERY INC	19266	132 E. ALONDRA BLVD. , GARDENA 90248	Ts-11 industrial: sector-based inspections	441310	Automotive parts and accessories stores
GARDENA SERIOR HOUSING, INC.	170018	17150 S. PARK LN, GARDENA 90247	Ts-11 industrial: sector-based inspections	531110	Lessors of residential buildings and dwellings
GATEWAY TOWERS LLC	154608	970-990 W. 190TH ST. , TORRANCE 90502	Ts-11 industrial: sector-based inspections	523920	Portfolio management

Facility Name	Facility ID	Address	Technical Specialty (TS)	North American Industrial Classification System (NAICS)	
GEORGE'S BODY SHOP SALES & DISMANTLING	106909	927 VREELAND AVE. , WILMINGTON 90744	Ts-11 industrial: sector-based inspections	811121	Automotive body, paint, and interior repair and maintenance
GIULIANO'S BAKERY	81374	1117 E. WALNUT ST. , CARSON 90746	Ts-11 industrial: sector-based inspections	311812	Commercial bakeries
GLOBAL FITNESS, INC.	168746	15815 S. SAN PEDRO ST. , GARDENA 90248	Ts-11 industrial: sector-based inspections	423910	Sporting and recreational goods and supplies merchant wholesalers
GLOBAL INTERMODAL SYSTEMS	111083	1621 E. OPP ST. , WILMINGTON 90744	Ts-12 industrial sources - out of business and change of ownership	488210	Support activities for rail transportation
GOODYEAR AIRSHIP OPER	14386	19200 S. MAIN ST. , GARDENA 90248	Ts-51 toxics: landfills, other	441320	Tire dealers
GORDON LABORATORIES	119396	751 E. ARTESIA BLVD. , CARSON 90746	Ts-11 industrial: sector-based inspections	325620	Toilet preparation manufacturing
GREEN TEK INDUSTRIAL SOLUTIONS	164628	1660 W. ANAHEIM ST. , WILMINGTON 90744	Ts-81 ref/energy: refineries	423730	Warm air heating and air-conditioning equipment and supplies merchant wholesalers
GREEN TEK INDUSTRIAL SOLUTIONS	166805	1660 W. ANAHEIM ST. , WILMINGTON 90744	Ts-81 ref/energy: refineries	561499	All other business support services
GROW MORE INC	92703	15600 NEW CENTURY DR, GARDENA 90248	Ts-11 industrial: sector-based inspections	325320	Pesticide and other agricultural chemical manufacturing
GROW MORE, INC.	156642	18800 S. SUSANA RD, RANCHO DOMINGUEZ 90220	Ts-11 industrial: sector-based inspections	424690	Other chemical and allied products merchant wholesalers
GS II, INC.	183567	1431 W. E. ST. , WILMINGTON 90744	Ts-05 title v (only) facility	444110	Home centers

Facility Name	Facility ID	Address	Technical Specialty (TS)	North American Industrial Classification System (NAICS)	
GSP ACQUISITION CORP/GARDENA SPECIALIZED	158699	16520 S. FIGUEROA ST. , GARDENA 90248	Ts-75 toxics: chrome plating	332813	Electroplating, plating, polishing, anodizing, and coloring
GURUAAN LA II, LP	141000	241 E. ALBERTONI ST. , CARSON 90746	Ts-40 service stations: retail gasoline dispensing (from ts 12)	445110	Supermarkets and other grocery (except convenience) stores
GVMR INC, FIBERINE DIV	48610	1633 E. SANDISON ST. , WILMINGTON 90744	Ts-11 industrial: sector-based inspections	336390	Other motor vehicle parts manufacturing
H & M BODY SHOP, H VERA & M RECINOS ETL	101938	1312 W. ANAHEIM B ST. , WILMINGTON 90744	Ts-11 industrial: sector-based inspections	811111	General automotive repair
H.J. BAKER & BRO INC	39899	1001 SCHLEY AVE. , WILMINGTON 90744	Ts-11 industrial: sector-based inspections	424910	Farm supplies merchant wholesalers
HAMOND POWER SOLUTIONS, INC	128635	17715 S. SUSANA RD, COMPTON 90221	Ts-11 industrial: sector-based inspections	335311	Power, distribution, and specialty transformer manufacturing
HAPPY CLEANERS	82662	4919 LONG BEACH BLVD. , LONG BEACH 90805	Ts-11 industrial: sector-based inspections	812320	Dry-cleaning and laundry services (except coin-operated)
HARBOR COGENERATION CO, LLC	156741	505 PIER B AVE., WILMINGTON 90744	Ts-02 cycle ii reclaim/title v facility	221112	Fossil fuel electric power generation
HARBOR DISTRIBUTION CENTER	127860	16407 MAIN, GARDENA 90248	Ts-11 industrial: sector-based inspections	424810	Beer and ale merchant wholesalers
HARBOR ORNAMENTAL, INC	106722	800 W. 220 ST. , TORRANCE 90502	Ts-11 industrial: sector-based inspections	444110	Home centers
HARBOR PLACE TOWER OWNER ASSOCIATION,530	86465	525 E. SEASIDE WAY, LONG BEACH 90802	Ts-11 industrial: sector-based inspections	813990	Other similar organizations (except business, professional, labor, and political organizations)

Facility Name	Facility ID	Address	Technical Specialty (TS)	North American Industrial Classification System (NAICS)	
HAWAIIAN HOST CANDIES INC	11098	15601 S. AVALON BLVD. , GARDENA 90248	Ts-11 industrial: sector-based inspections	311340	Nonchocolate confectionery manufacturing
HD SMITH WHOLESALE DRUG COMPANY	154174	1370 VICTORIA ST. , CARSON 90746	Ts-11 industrial: sector-based inspections	424210	Drugs and druggists' sundries merchant wholesalers
HEAD WEST. INC	163196	15700 S. AVALON BLVD. , COMPTON 90220	Ts-11 industrial: sector-based inspections	327215	Glass product manufacturing made of purchased glass
HEADLANDS/MAR CARSON, LLC	133920	21112 FIGUEROA ST., CARSON 90745	Ts-11 industrial: sector-based inspections	321999	All other miscellaneous wood product manufacturing
HEI LONG BEACH, LLC/HILTON LONG BEACH	145576	701 W. OCEAN BLVD. , LONG BEACH 90831	Ts-11 industrial: sector-based inspections	721110	Hotels (except casino hotels) and motels
HENKEL ELECTRONIC MATERIALS, LLC	157359	20021 SUSANA RD, COMPTON 90221	Ts-01 cycle i reclaim/title v facility	325520	Adhesive manufacturing
HERBALIFE INTERNATIONAL	182698	18431 S. WILMINGTON AVE., CARSON 90746	Ts-11 industrial: sector-based inspections	445299	All other specialty food stores
HERBALIFE INTERNATIONAL OF AMERICA	147814	950 190TH ST. , TORRANCE 90502	Ts-11 industrial: sector-based inspections	424210	Drugs and druggists' sundries merchant wholesalers
HERC RENTALS INC	137307	22422 S. ALAMEDA ST. , LONG BEACH 90810	Ts-11 industrial: sector-based inspections	532111	Passenger car rental
HERLEY-KELLY CO (FEE LEASE)	47445	3215 N. PASADENA AVE. , LONG BEACH 90807	Ts-15 industrial: crude oil production	211111	Crude petroleum and natural gas extraction
HGS ENGINEERING, INC.	137555	501 W. OCEAN BLVD. SUITE B009, LONG BEACH 90802	Ts-11 industrial: sector-based inspections	561110	Office administrative services
HI TECH HEAT TREATING	123121	331 W. 168TH ST. , CARSON 90248	Ts-11 industrial: sector-based inspections	332811	Metal heat treating
HOLIDAY INN	67295	19800 S. VERMONT AVE. , TORRANCE 90502	Ts-11 industrial: sector-based inspections	721110	Hotels (except casino hotels) and motels
HOLLANDER SLEEP PRODUCTS, LLC	178385	601 W. WALNUT, COMPTON 90220	Ts-11 industrial: sector-based inspections	442299	All other home furnishings stores

Appendix 4-33

Facility Name	Facility ID	Address	Technical Specialty (TS)	North American Industrial Classification System (NAICS)	
HOME DEPOT #1858	151357	101 TOWN CENTER DR. , COMPTON 90220	Ts-11 industrial: sector-based inspections	444110	Home centers
HOME DEPOT #611	85559	740 W. 182ND ST. , GARDENA 90248	Ts-11 industrial: sector-based inspections	444110	Home centers
HOME DEPOT #6670	146846	110 E. SEPULVEDA BLVD. , CARSON 90745	Ts-11 industrial: sector-based inspections	444110	Home centers
HORN'S COLLISION CENTER	168192	1427 LONG BEACH BLVD. , LONG BEACH 90813	Ts-11 industrial: sector-based inspections	811121	Automotive body, paint, and interior repair and maintenance
HOT ROD ENGINEERING	183970	1003 E. G ST. , WILMINGTON 90744	Ts-11 industrial: sector-based inspections	541330	Engineering services
HOTEL MAYA	111175	700 QUEENSWAY DR, LONG BEACH 90802	Ts-30 area sources: charbroilers	721110	Hotels (except casino hotels) and motels
HUCK INTERNATIONAL INC	153546	900 WATSON CENTER RD, CARSON 90745	Ts-74 toxics: non-chrome plating	332722	Bolt, nut, screw, rivet, and washer manufacturing
HUNTWAY REFINING CO UNIT NO.04	58284	1651 ALAMEDA ST. , WILMINGTON 90744	Ts-81 ref/energy: refineries	324110	Petroleum refineries
HUSTLER CASINO	124529	1000 W. REDONDO BEACH BLVD. , GARDENA 90247	Ts-11 industrial: sector-based inspections	721120	Casino hotels
HYATT CORP, HYATT REGENCY LONG BEACH	43798	200 S. PINE AVE. , LONG BEACH 90802	Ts-11 industrial: sector-based inspections	721110	Hotels (except casino hotels) and motels
HYDROFORM USA	133930	2848 E. 208TH ST. , CARSON 90810	Ts-75 toxics: chrome plating	336413	Other aircraft parts and auxiliary equipment manufacturing
I S. P WEST	118814	20925 BRANT AVE. , CARSON 90810	Ts-11 industrial: sector-based inspections	423140	Motor vehicle parts (used) merchant wholesalers

Facility Name	Facility ID	Address	Technical Specialty (TS)	North American Industrial Classification System (NAICS)	
IKEA US RETAIL LLC - 162	91821	20700 S. AVALON BLVD. CARSON MALL STE. 900, CARSON 90746	Ts-11 industrial: sector-based inspections	442110	Furniture stores
IMPERIAL ESTATES INC	157793	21111 S. DOLORES ST. , CARSON 90745	Ts-50 toxics: landfills, gas collection	531190	Lessors of other real estate property
IMPERIAL OCCIDENTAL	178798	951 E. PATTERSON ST. , LONG BEACH 90806	Ts-15 industrial: crude oil production	211111	Crude petroleum and natural gas extraction
IMPRESA AEROSPACE, LLC	171275	344 W. 157TH ST. , GARDENA 90248	Ts-11 industrial: sector-based inspections	336413	Other aircraft parts and auxiliary equipment manufacturing
INDUSTRIAL TECTONICS INC	15703	18301 S. SANTA FE AVE. , RANCHO DOMINGUEZ 90221	Ts-11 industrial: sector-based inspections	332991	Ball and roller bearing manufacturing
INEOS POLYPROPYLENE LLC	124808	2384 E. 223RD ST. , CARSON 90810	Ts-11 industrial: sector-based inspections	325211	Plastics material and resin manufacturing
INFRATECH	181920	15700 S. FIGUEROA ST. , GARDENA 90248	Ts-11 industrial: sector-based inspections	541330	Engineering services
INLAND ST. AR DISTRIBUTION CENTERS, INC	179682	2132A E. DOMINGUEZ ST. , CARSON 90810	Ts-11 industrial: sector-based inspections	561499	All other business support services
INTERNATIONAL AUTO BODY & REPAIR SHOP	153194	21012 S. MAIN ST. , CARSON 90745	Ts-11 industrial: sector-based inspections	811121	Automotive body, paint, and interior repair and maintenance
INTERNATIONAL CARGO EQUIPMENT INC	47090	1540 N. EUBANK, WILMINGTON 90744	Ts-11 industrial: sector-based inspections	493190	Other warehousing and storage
INTERNATIONAL PAPER CO	8488	1350 E. 223RD ST. , CARSON 90745	Ts-11 industrial: sector-based inspections	322211	Corrugated and solid fiber box manufacturing
INTERNATIONAL PAPER CO	156851	19615 S. SUSANA RD, COMPTON 90221	Ts-11 industrial: sector-based inspections	322211	Corrugated and solid fiber box manufacturing

Facility Name	Facility ID	Address	Technical Specialty (TS)	North American Industrial Classification System (NAICS)	
INTERNATIONAL TOWER	134460	700 E. OCEAN BLVD. , LONG BEACH 90802	Ts-11 industrial: sector-based inspections	813990	Other similar organizations (except business, professional, labor, and political organizations)
INTERNATIONAL TRANSPORTATION SVC. INC	20262	1281 PIER G WAY, LONG BEACH 90802	Ts-11 industrial: sector-based inspections	488320	Marine cargo handling
IPS CORPORATION	800367	17109 S. MAIN ST. , GARDENA 90248	Ts-11 industrial: sector-based inspections	325520	Adhesive manufacturing
IRON MOUNTAIN	170917	340 W. VICTORIA ST. , COMPTON 90220	Ts-11 industrial: sector-based inspections	561621	Security systems services (except locksmiths)
J & J BODY SHOP	77458	837 N. PACIFIC AVE. , SAN PEDRO 90731	Ts-11 industrial: sector-based inspections	423120	Motor vehicle supplies and new parts merchant wholesalers
J P RESOURCES INC/ BARNES BUSH #4 & #5	122974	29 TH & ATLANTIC ST. , SIGNAL HILL 90807	Ts-15 industrial: crude oil production	423810	Construction and mining (except oil well) machinery and equipment merchant wholesalers
J&P TRUCK BODY SHOP	167708	655 14TH ST. , LONG BEACH 90813	Ts-11 industrial: sector-based inspections	811121	Automotive body, paint, and interior repair and maintenance
J. B. I. INC	24647	18521 S. SANTA FE 18601 AVE. , RANCHO DOMINGUEZ 90220	Ts-05 title v (only) facility	337127	Institutional furniture manufacturing
J.B.I. INC	9406	2650 EL PRESIDIO, LONG BEACH 90810	Ts-11 industrial: sector-based inspections	332812	Metal coating, engraving (except jewelry and silverware), and allied services to manufacturers

Facility Name	Facility ID	Address	Technical Specialty (TS)	North American Industrial Classification System (NAICS)	
Jafa Furniture	92432	636 Cowles St. , Long Beach 90813	Ts-12 industrial sources - out of business and change of ownership	442110	Furniture stores
Jamboree West. Gateway LP	154400	745 W. 3rd St. , Long Beach 90802	Ts-11 industrial: sector-based inspections	236116	New multifamily housing construction (except for-sale builders)
JB St. Ation, Inc	169219	601 W. Willow St. , Long Beach 90806	Ts-40 service stations: retail gasoline dispensing (from ts 12)	447190	Other gasoline stations
JC Penney Company	142146	20700 Avalon Blvd. , Carson 90746	Ts-11 industrial: sector-based inspections	452111	Department stores
Jerry's Cleaners	176294	940 E. Dominguez St. St. E. H, Carson 90746	Ts-11 industrial: sector-based inspections	812320	Dry-cleaning and laundry services (except coin-operated)
JL Furnishings LLC	174172	19007 S. Reyes Ave., Compton 90221	Ts-11 industrial: sector-based inspections	337127	Institutional furniture manufacturing
John Hancock Life Insurance Company, USA	178086	111-125 W. Ocean Blvd. 1020, Long Beach 90802	Ts-11 industrial: sector-based inspections	524210	Insurance agencies and brokerages
Johnson Laminating & Coating Inc	14492	20631 Annalee Ave. , Carson 90746	Ts-11 industrial: sector-based inspections	332812	Metal coating, engraving (except jewelry and silverware), and allied services to manufacturers
Juanita's Foods	78137	645 N. Eubanks, Wilmington 90744	Ts-11 industrial: sector-based inspections	311422	Specialty canning
K J Lee's Automotive	147769	1301 Atlantic Ave. , Long Beach 90813	Ts-11 industrial: sector-based inspections	811111	General automotive repair

Facility Name	Facility ID	Address	Technical Specialty (TS)	North American Industrial Classification System (NAICS)	
KAISER FOUNDATION HEALTHPLAN, INC.	130099	1050 PACIFIC COAST HIGHWAY , HARBOR CITY 90710	Ts-11 industrial: sector-based inspections	621999	All other miscellaneous ambulatory health care services
KAISER FOUNDATION HOSP	11187	1100 PACIFIC COAST HIGHWAY , HARBOR CITY 90710	Ts-11 industrial: sector-based inspections	621111	Offices of physicians (except mental health specialists)
KAISER FOUNDATION HOSPITAL	43522	25825 S. VERMONT AVE. , HARBOR CITY 90710	Ts-11 industrial: sector-based inspections	621111	Offices of physicians (except mental health specialists)
KAISER FOUNDATION HOSPITAL	108063	23621 S. MAIN ST. , CARSON 90745	Ts-11 industrial: sector-based inspections	621111	Offices of physicians (except mental health specialists)
KAISER FOUNDATION HOSPITAL	162733	18600 S. FIGUEROA ST. , GARDENA 90248	Ts-11 industrial: sector-based inspections	622110	General medical and surgical hospitals
KAM'S AUTOMOTIVE INC	146857	15600 S. MAIN ST. , GARDENA 90248	Ts-11 industrial: sector-based inspections	541618	Other management consulting services
KANAFLEX CORP	3955	750 W. MANVILLE ST. , COMPTON 90220	Ts-11 industrial: sector-based inspections	326220	Rubber and plastics hoses and belting manufacturing
KAZI ASSOCIATES, INC.	175427	200 W. WILLOW ST. , LONG BEACH 90806	Ts-40 service stations: retail gasoline dispensing (from ts 12)	447190	Other gasoline stations
KINDER MORGAN LIQUIDS TERMINALS LLC	5170	2000 E. SEPULVEDA BLVD. , CARSON 90745	Ts-82 ref/energy: gasoline bulk loading	493190	Other warehousing and storage
KINDER MORGAN LIQUIDS TERMINALS, LLC	18943	2000 E. SEPULVEDA BLVD. , CARSON 90810	Ts-82 ref/energy: gasoline bulk loading	493190	Other warehousing and storage
KINDER MORGAN LIQUIDS TERMINALS, LLC	20613	2000 E. SEPULVEDA BLVD. , CARSON 90810	Ts-82 ref/energy: gasoline bulk loading	493190	Other warehousing and storage
KINDER MORGAN LIQUIDS TERMINALS, LLC	800056	1900 WILMINGTON - SAN PEDRO RD, WILMINGTON 90744	Ts-05 title v (only) facility	424710	Petroleum bulk stations and terminals

Facility Name	Facility ID	Address	Technical Specialty (TS)	North American Industrial Classification System (NAICS)	
KINDER MORGAN LIQUIDS TERMINALS, LLC	800057	2000 E. SEPULVEDA BLVD. , CARSON 90810	Ts-05 title v (only) facility	424710	Petroleum bulk stations and terminals
KINDRED HOSPITAL SOUTH BAY	168315	1246 W. 155TH ST. , GARDENA 90247	Ts-11 industrial: sector-based inspections	622310	Specialty (except psychiatric and substance abuse) hospitals
KMR LABEL LLC	141441	1360 W. WALNUT PKY, COMPTON 90220	Ts-11 industrial: sector-based inspections	323111	Commercial printing (except screen and books)
KOCH CARBON INC	57577	1008 PIER F AVE., LONG BEACH 90802	Ts-11 industrial: sector-based inspections	493190	Other warehousing and storage
KONOIKE - E ST. REET, INC.	168780	901 E. E ST. , WILMINGTON 90744	Ts-11 industrial: sector-based inspections	423740	Refrigeration equipment and supplies merchant wholesalers
L A CO, DPW, PROJECT #9037 PUMP ST. ATION	102855	1601 SAN FRANCISCO AVE. , LONG BEACH 90813	Ts-11 industrial: sector-based inspections	925120	Administration of urban planning and community and rural development
L P E. INC	36863	1902 E. DOMINGUEZ ST. , CARSON 90810	Ts-12 industrial sources - out of business and change of ownership	332710	Machine shops
L.A. CO. HARBOR-UCLA MED. CTR.,DEPT HLTH	107314	1000 W. CARSON ST. PO BOX 499, TORRANCE 90502	Ts-11 industrial: sector-based inspections	622110	General medical and surgical hospitals
L.A. COUNTY ALAMEDA ST. PUMP ST. ATION	123173	18875U S. SANTA FE AVE. , COMPTON 90221	Ts-11 industrial: sector-based inspections	624190	Other individual and family services
L3 TECHNOLOGIES, POWER MAGNETICS	118378	711 W. KNOX ST. , GARDENA 90248	Ts-11 industrial: sector-based inspections	335311	Power, distribution, and specialty transformer manufacturing
LA USD GARDENA BUS GARAGE	74863	18421 S. HOOVER ST. , GARDENA 90248	Ts-11 industrial: sector-based inspections	811111	General automotive repair

Facility Name	Facility ID	Address	Technical Specialty (TS)	North American Industrial Classification System (NAICS)	
LA BIOMEDICAL RESEARCH INSTITUTE	145042	1124 W. CARSON ST. , TORRANCE 90502	Ts-11 industrial: sector-based inspections	541712	Research and development in the physical, engineering, and life sciences (except biotechnology)
LA BIOMEDICAL RESEARCH INSTITUTE: CHILD	167749	1123 W. CARSON ST. , TORRANCE 90502	Ts-11 industrial: sector-based inspections	611110	Elementary and secondary schools
LA CITY, DEPT OF GEN SERVICES	6169	400 YACHT ST. BERTH NO 194, WILMINGTON 90744	Ts-11 industrial: sector-based inspections	922160	Fire protection
LA CITY, DEPT OF GEN SERVICES	17084	2175 JOHN S. GIBSON BLVD. , SAN PEDRO 90731	Ts-11 industrial: sector-based inspections	922120	Police protection
LA CITY, DWP	837	315 N. ISLAND AVE. , WILMINGTON 90744	Ts-11 industrial: sector-based inspections	221310	Water supply and irrigation systems
LA CITY, DWP HARBOR GEN ST. A UNIT NO. 1	7313	161 N. ISLAND AVE. , WILMINGTON 90744	Ts-90 ref/energy: power plants	221118	Other electric power generation
LA CITY, DWP HARBOR GENERATING ST. ATION	800170	161 N. ISLAND AVE., WILMINGTON 90744	Ts-01 cycle i reclaim/title v facility	221112	Fossil fuel electric power generation
LA CITY, HARBOR COLLEGE	16110	1111 FIGUEROA PL, WILMINGTON 90744	Ts-11 industrial: sector-based inspections	611310	Colleges, universities, and professional schools
LA CITY, HARBOR DEPT	61962	500 PIER A ST. BERTH 161, WILMINGTON 90744	Ts-03 cycle i reclaim/non-title v facility	488310	Port and harbor operations
LA CITY, SANITATION BUREAU/MURDOCK & I	124062	1727 E. I ST. , WILMINGTON 90744	Ts-11 industrial: sector-based inspections	562212	Solid waste landfill
LA CITY, TERMINAL ISLAND TREATMENT PLANT	10245	445 FERRY ST. , SAN PEDRO 90731	Ts-53 toxics: potw, public owned treatment	924110	Administration of air and water resource and solid waste management programs
LA CO DEPT HEALTH SRV,UCLA HARBOR MED HO	457	1000 W. CARSON ST. BOX 499, TORRANCE 90502	Ts-11 industrial: sector-based inspections	622110	General medical and surgical hospitals

Appendix 4-40

Facility Name	Facility ID	Address	Technical Specialty (TS)	North American Industrial Classification System (NAICS)	
LA CO HARBOR-UCLA MEDICAL CENTER	800312	1000 W. CARSON ST. , TORRANCE 90502	Ts-05 title v (only) facility	622110	General medical and surgical hospitals
LA CO SANITATION DIST, MAIN ST. PUMPING	145353	21028 MAIN ST. , CARSON 90745	Ts-11 industrial: sector-based inspections	924110	Administration of air and water resource and solid waste management programs
LA CO SANITATION DIST,DAVIDSON CITY PUMP	145350	22200 WILMINGTON AVE. NW OF 223RD ST. , CARSON 90745	Ts-11 industrial: sector-based inspections	924110	Administration of air and water resource and solid waste management programs
LA CO SANITATION DIST,LB PUMPING PLANT	6906	1238 W. 16TH ST. , LONG BEACH 90813	Ts-58 toxics: potw lift stations	924110	Administration of air and water resource and solid waste management programs
LA CO. DEPT OF PUBLIC WORKS FLOOD MAINT.	71529	950 W. HILL ST. , LONG BEACH 90806	Ts-11 industrial: sector-based inspections	924110	Administration of air and water resource and solid waste management programs
LA CO. DEPT OF PUBLIC WORKS FLOOD MAINT.	71533	1450 W. NINTH ST. , LONG BEACH 90813	Ts-11 industrial: sector-based inspections	924110	Administration of air and water resource and solid waste management programs
LA CO. DEPT OF PUBLIC WORKS FLOOD MAINT.	71534	600 S. GOLDEN SHORE, LONG BEACH 90802	Ts-11 industrial: sector-based inspections	924110	Administration of air and water resource and solid waste management programs
LA CO. DEPT OF PUBLIC WORKS FLOOD MAINT.	71539	20101 GALWAY ST. , CARSON 90746	Ts-11 industrial: sector-based inspections	924110	Administration of air and water resource and solid waste management programs
LA CO. DEPT OF PUBLIC WORKS FLOOD MAINT.	71540	542 OCEAN BLVD. , LONG BEACH 90802	Ts-11 industrial: sector-based inspections	924110	Administration of air and water resource and solid waste management programs
LA CO. DEPT OF PUBLIC WORKS FLOOD MAINT.	71543	275 W. DEL AMO BLVD. , LONG BEACH 90745	Ts-11 industrial: sector-based inspections	924110	Administration of air and water resource and solid waste management programs

Appendix 4-41

Facility Name	Facility ID	Address	Technical Specialty (TS)	North American Industrial Classification System (NAICS)	
LA CO. DEPT OF PUBLIC WORKS FLOOD MAINT.	71544	19115 S. REYES AVE. , DOMINGUEZ 90220	Ts-11 industrial: sector-based inspections	924110	Administration of air and water resource and solid waste management programs
LA CO. DEPT OF PUBLIC WORKS FLOOD MAINT.	71545	1100 DE FOREST AVE. , LONG BEACH 90813	Ts-11 industrial: sector-based inspections	924110	Administration of air and water resource and solid waste management programs
LA CO. SANITATION DIST	800236	24501 S. FIGUEROA ST. , CARSON 90745	Ts-53 toxics: potw, public owned treatment	221320	Sewage treatment facilities
LA CO., FIRE ST. A #10	10306	1860 E. DEL AMO BLVD. , CARSON 90746	Ts-11 industrial: sector-based inspections	922160	Fire protection
LA CO., METROPOLITAN TRANS AUTHORITY	50645	450 W. GRIFFITH ST. , GARDENA 90248	Ts-11 industrial: sector-based inspections	485113	Bus and other motor vehicle transit systems
LA CO., METROPOLITAN TRANS AUTHORITY	69211	1060 W. CARSON ST. , LONG BEACH 90810	Ts-11 industrial: sector-based inspections	485113	Bus and other motor vehicle transit systems
LA CO., SHERIFF'S DEPT.	33108	21356 S. AVALON BLVD. , CARSON 90745	Ts-11 industrial: sector-based inspections	922120	Police protection
LA UNI SCH DIST, BANNING SR HIGH SCHOOL	11313	1527 LAKME AVE. , WILMINGTON 90744	Ts-11 industrial: sector-based inspections	611110	Elementary and secondary schools
LA UNI SCH DIST, CARSON SENIOR HIGH	72815	22328 S. MAIN ST. , CARSON 90745	Ts-11 industrial: sector-based inspections	611110	Elementary and secondary schools
LA UNI SCH DIST, WILMINGTON PARK ELEM	72839	1140 MAHAR AVE. , LOS ANGELES 90744	Ts-11 industrial: sector-based inspections	611110	Elementary and secondary schools
LA UNI SCHOOL DIST, M&O AREA #8	37202	17729 S. FIGUEROA ST. , GARDENA 90248	Ts-11 industrial: sector-based inspections	561720	Janitorial services
LAWYERS RETIREMENT HOLDING	136651	711 SANFORD AVE. , WILMINGTON 90744	Ts-11 industrial: sector-based inspections	811121	Automotive body, paint, and interior repair and maintenance

Facility Name	Facility ID	Address	Technical Specialty (TS)	North American Industrial Classification System (NAICS)	
LAZARIS OFFICE FURNITURE INC	83178	540 E. ALONDRA, GARDENA 90248	Ts-12 industrial sources - out of business and change of ownership	423210	Furniture merchant wholesalers
LBCT LLC	52015	1171 PIER F AVE. BERTHS 6 10, LONG BEACH 90802	Ts-11 industrial: sector-based inspections	488320	Marine cargo handling
LEGACY PRTRNS I TORRANCE/PALMCOURT PLAZA	153178	950 W. 190TH ST. , TORRANCE 90502	Ts-11 industrial: sector-based inspections	444130	Hardware stores
LEKOS DYE AND FINISHING, INC	141295	3131 HARCOURT ST. , COMPTON 90221	Ts-04 cycle ii reclaim/non-title v facility	313310	Textile and fabric finishing mills
LEVEL 3 COMMUNICATIONS, LLC	182105	1501 HUGHES WAY, LONG BEACH 90810	Ts-11 industrial: sector-based inspections	484121	General freight trucking, long-distance, truckload
LEYMASTER ENVIRONMENTAL CONSULTING	136914	24721 S. MAIN ST. , CARSON 90745	Ts-57 toxics: r203 voc extraction	541620	Environmental consulting services
LIBERMAN BROADCASTING, INC.	131392	2200 UNIVERSITY DR, COMPTON 90747	Ts-11 industrial: sector-based inspections	515112	Radio stations
LINDE, LLC	50629	1290 E. SEPULVEDA BLVD. , CARSON 90745	Ts-11 industrial: sector-based inspections	325120	Industrial gas manufacturing
LINEAGE LOGISTICS	182800	1710 PIER B ST. , LONG BEACH 90813	Ts-11 industrial: sector-based inspections	722513	Limited-service restaurants
LITTLE BROTHERS BAKERY	179107	340 W. ALONDRA BLVD. , GARDENA 90248	Ts-11 industrial: sector-based inspections	311812	Commercial bakeries
LMC ENTERPRISES, DBA FLO-KEM	6315	19400 SUSANA RD, RANCHO DOMINGUEZ 90221	Ts-11 industrial: sector-based inspections	325611	Soap and other detergent manufacturing
LONG BCH HOTEL ASSOC, RENAISSANCE HOTEL	79640	111 E. OCEAN BLVD. , LONG BEACH 90802	Ts-11 industrial: sector-based inspections	721110	Hotels (except casino hotels) and motels
LONG BEACH AQUARIUM OF THE PACIFIC	114897	100 AQUARIUM RD, LONG BEACH 90802	Ts-11 industrial: sector-based inspections	712130	Zoos and botanical gardens

Appendix 4-43

Facility Name	Facility ID	Address	Technical Specialty (TS)	North American Industrial Classification System (NAICS)	
LONG BEACH CITY	13442	4891 ATLANTIC AVE., LONG BEACH 90807	Ts-12 industrial sources - out of business and change of ownership	712190	Nature parks and other similar institutions
LONG BEACH CITY FLEET SERVICES BUREAU	141142	4891 ATLANTIC AVE. , LONG BEACH 90807	Ts-11 industrial: sector-based inspections	921190	Other general government support
LONG BEACH CITY UNIFIED SCHOOL DISTRICT	88113	2425 WEBSTER AVE. , LONG BEACH 90810	Ts-11 industrial: sector-based inspections	561720	Janitorial services
LONG BEACH CITY, BUILDING SERVICES	85767	333 W. OCEAN BLVD. , LONG BEACH 90802	Ts-11 industrial: sector-based inspections	921190	Other general government support
LONG BEACH CITY, CITY HALL	42732	333 W. OCEAN BLVD., LONG BEACH 90802	Ts-11 industrial: sector-based inspections	921120	Legislative bodies
LONG BEACH CITY, CONVENTION CENTER	75306	300 E. OCEAN BLVD. , LONG BEACH 90802	Ts-11 industrial: sector-based inspections	921190	Other general government support
LONG BEACH CITY, FLEET SERV	42948	400 W. BROADWAY, LONG BEACH 90802	Ts-11 industrial: sector-based inspections	921190	Other general government support
LONG BEACH CITY, FLEET SERVICES BUREAU	98438	100 MAGNOLIA AVE. , LONG BEACH 90802	Ts-11 industrial: sector-based inspections	921190	Other general government support
LONG BEACH CITY, HARBOR DEPT	75460	1400 W. BROADWAY, LONG BEACH 90802	Ts-12 industrial sources - out of business and change of ownership	921190	Other general government support
LONG BEACH CITY, HARBOR DEPT	152595	111 PIER S. AVE., LONG BEACH 90802	Ts-11 industrial: sector-based inspections	924120	Administration of conservation programs
LONG BEACH CITY, SERRF PROJECT	44577	100 PIER S. AVE. , LONG BEACH 90802	Ts-56 toxics: toxic stationary source	562213	Solid waste combustors and incinerators
LONG BEACH CITY, SHORELINE MARINE FUELS	134591	700 E. SHORELINE DR, LONG BEACH 90802	Ts-84 ref/energy: marine term. & tank facilities	447190	Other gasoline stations
LONG BEACH CITY, WATER DEPARTMENT	154379	200 S. MAGNOLIA AVE., LONG BEACH 90802	Ts-58 toxics: potw lift stations	221310	Water supply and irrigation systems

Appendix 4-44

Facility Name	Facility ID	Address	Technical Specialty (TS)	North American Industrial Classification System (NAICS)	
LONG BEACH COLLISION CENTER CORP.	153914	1460 LONG BEACH BLVD. , LONG BEACH 90813	Ts-11 industrial: sector-based inspections	811111	General automotive repair
LONG BEACH GENERATION, LLC	115314	2665 PIER S. LN, LONG BEACH 90802	Ts-02 cycle ii reclaim/title v facility	221112	Fossil fuel electric power generation
LONG BEACH JUDICIAL PARTNERS	170154	275 MAGNOLIA AVE., LONG BEACH 90802	Ts-11 industrial: sector-based inspections	236220	Commercial and institutional building construction
LONG BEACH MEMORIAL MEDICAL CENTER	14213	2801 ATLANTIC AVE. , LONG BEACH 90806	Ts-05 title v (only) facility	622110	General medical and surgical hospitals
LONG BEACH MEMORIAL MEDICAL CENTER	155360	2625 PASADENA AVE., LONG BEACH 90806	Ts-11 industrial: sector-based inspections	622110	General medical and surgical hospitals
LONG BEACH POLICE NORTH ST. ATION	140298	4891 ATLANTIC AVE. , LONG BEACH 90807	Ts-11 industrial: sector-based inspections	621111	Offices of physicians (except mental health specialists)
LONG BEACH POLICE, WEST STATION	112655	1835 SANTA FE AVE. , LONG BEACH 90810	Ts-11 industrial: sector-based inspections	922120	Police protection
LONG BEACH SENIOR ARTIST. COLONY, LP	171900	200 E. ANAHEIM ST. , LONG BEACH 90813	Ts-11 industrial: sector-based inspections	531120	Lessors of nonresidential buildings (except miniwarehouses)
LONG BEACH SENIOR CITIZEN HOUSING CORP.	155269	575 E. VERNON ST. , LONG BEACH 90806	Ts-11 industrial: sector-based inspections	531110	Lessors of residential buildings and dwellings
LONG BEACH TRAVEL CENTER, INC.	37653	1670 W. PACIFIC COAST HIGHWAY , LONG BEACH 90810	Ts-40 service stations: retail gasoline dispensing (from ts 12)	447190	Other gasoline stations
LONG BEACH UNI SCH DIST, W. CABRILLO HIGH	125728	2001 SANTA FE AVE. , LONG BEACH 90810	Ts-11 industrial: sector-based inspections	611110	Elementary and secondary schools
LONG BEACH UNI SCH DIST/RENAISSANCE	71080	235 E. 8TH ST. , LONG BEACH 90813	Ts-11 industrial: sector-based inspections	611110	Elementary and secondary schools
LONG BEACH UNI SCH DIST/TRANSPORTATION	71098	2700 PINE AVE. , LONG BEACH 90806	Ts-11 industrial: sector-based inspections	485410	School and employee bus transportation

Appendix 4-45

Facility Name	Facility ID	Address	Technical Specialty (TS)	North American Industrial Classification System (NAICS)	
LONG BEACH UNI SCH DIST;POLYTECHNIC HIGH	71075	1600 ATLANTIC AVE. , LONG BEACH 90813	Ts-11 industrial: sector-based inspections	611110	Elementary and secondary schools
LONG BEACH UNIFIED SCHOOL DISTRICT	113950	1515 HUGHES WAY, LONG BEACH 90810	Ts-11 industrial: sector-based inspections	611110	Elementary and secondary schools
LONG BEACH UNIFIED SCHOOL DISTRICT	140100	730 W. 3RD ST. , LONG BEACH 90802	Ts-11 industrial: sector-based inspections	611110	Elementary and secondary schools
LONG BEACH UNIFIED SCHOOL DISTRICT INT'L	115718	700 LOCUST AVE. , LONG BEACH 90813	Ts-11 industrial: sector-based inspections	611110	Elementary and secondary schools
LONG BEACH UNIFIED SCHOOL DISTRICT/COLIN	165696	150 VICTORIA ST. , LONG BEACH 90805	Ts-11 industrial: sector-based inspections	611110	Elementary and secondary schools
LONG BEACH UNIFIED SCHOOL DISTRICT-MAINT	140187	2425 WEBSTER AVE. , LONG BEACH 90810	Ts-32 area sources: rule 1415 facilities	561720	Janitorial services
LONG BEACH WATER DEPARTMENT	108389	3816 N. SANTA FE AVE. , LONG BEACH 90807	Ts-11 industrial: sector-based inspections	221310	Water supply and irrigation systems
LONG BEACH WATER DEPARTMENT	108419	571 HILL ST, LONG BEACH 90807	Ts-11 industrial: sector-based inspections	221310	Water supply and irrigation systems
LONG BEACH WATER DEPARTMENT	108420	322 E SEASIDE WAY, LONG BEACH 90802	Ts-11 industrial: sector-based inspections	221310	Water supply and irrigation systems
LOS ANGELES CITY, DEPT GEN SVC & FIRE ST.	151439	1005 N. GAFFEY PLACE , SAN PEDRO 90731	Ts-11 industrial: sector-based inspections	238220	Plumbing, heating, and air-conditioning contractors
LOS ANGELES CITY, HARBOR DEPT	92944	710 FRONT ST. , SAN PEDRO 90731	Ts-12 industrial sources - out of business and change of ownership	921190	Other general government support
LOS ANGELES COUNTY FLOOD CONTROL DIST	133839	20804 JAMISON AVE. , CARSON 90745	Ts-11 industrial: sector-based inspections	237990	Other heavy and civil engineering construction
LOS ANGELES HARBOR GRAIN TERMINAL	56223	2422 E. SEPULVEDA BLVD. , LONG BEACH 90810	Ts-11 industrial: sector-based inspections	488320	Marine cargo handling

Appendix 4-46

Facility Name	Facility ID	Address	Technical Specialty (TS)	North American Industrial Classification System (NAICS)	
LOUIS BURGERS	111440	555 ATLANTIC AVE. , LONG BEACH 90802	Ts-30 area sources: charbroilers	722513	Limited-service restaurants
LOYALTY COLLISION	185024	719 N. FIGUEROA ST. , WILMINGTON 90744	Ts-11 industrial: sector-based inspections	811121	Automotive body, paint, and interior repair and maintenance
LSC COMMUNICATIONS, LA MFG DIV	185101	19681 PACIFIC GATEWAY DR. , TORRANCE 90502	Ts-02 cycle ii reclaim/title v facility	237110	Water and sewer line and related structures construction
M O DION & SONS, INC.	117518	1543 W. 16TH ST. , LONG BEACH 90813	Ts-40 service stations: retail gasoline dispensing (from ts 12)	424720	Petroleum and petroleum products merchant wholesalers (except bulk stations and terminals)
M.O. DION AND SONS, INC	3606	1569 W. 16TH ST. , LONG BEACH 90813	Ts-82 ref/energy: gasoline bulk loading	424720	Petroleum and petroleum products merchant wholesalers (except bulk stations and terminals)
MAACO COLLISION REPAIR & AUTO PAINTING	142532	924 W. 223RD ST. , TORRANCE 90502	Ts-11 industrial: sector-based inspections	811121	Automotive body, paint, and interior repair and maintenance
MAG AEROSPACE INDUSTRIES INC.	135683	1500 GLENN CURTISS ST. , CARSON 90746	Ts-11 industrial: sector-based inspections	332999	All other miscellaneous fabricated metal product manufacturing
MAIN DOOR CORPORATION,	146123	235 E. 157TH ST. , GARDENA 90248	Ts-11 industrial: sector-based inspections	423310	Lumber, plywood, millwork, and wood panel merchant wholesalers
MAINFREIGHT, INC.	145658	1400 GLENN CURTISS ST. , CARSON 90746	Ts-11 industrial: sector-based inspections	488510	Freight transportation arrangement
MAN DIESEL	187215	1152 E. DOMINGUEZ ST. , CARSON 90746	Ts-11 industrial: sector-based inspections	811111	General automotive repair

Appendix 4-47

Facility Name	Facility ID	Address	Technical Specialty (TS)	North American Industrial Classification System (NAICS)	
MARINE FENDER INT'L, INC.	148053	909 MAHAR AVE. , WILMINGTON 90744	Ts-11 industrial: sector-based inspections	336370	Motor vehicle metal stamping
MARTIN CONTAINER SERVICE INC	35352	1402 E. LOMITA BLVD. , WILMINGTON 90744	Ts-50 toxics: landfills, gas collection	423840	Industrial supplies merchant wholesalers
MARUZEN OF AMERICA	64375	19640 RANCHO WAY, RANCHO DOMINGUEZ 90220	Ts-11 industrial: sector-based inspections	493120	Refrigerated warehousing and storage
MAX CENTRAL CARSON, INC	171242	17453 S. CENTRAL AVE., CARSON 90746	Ts-40 service stations: retail gasoline dispensing (from ts 12)	531210	Offices of real estate agents and brokers
MAXIMA ENTERPRISES, INC.	62731	23920 S. VERMONT AVE. , HARBOR CITY 90710	Ts-75 toxics: chrome plating	561499	All other business support services
MAXUM PETROLEUM	178698	1028 S. SEASIDE AVE. BERTH 258, TERMINAL ISLAND 90731	Ts-10 industrial: (for future use)	424720	Petroleum and petroleum products merchant wholesalers (except bulk stations and terminals)
MCI/VERIZON	107175	17900 S. CENTRAL AVE. , COMPTON 90220	Ts-11 industrial: sector-based inspections	517911	Telecommunications resellers
MCKENNA ENGINEERING AND EQUIPMENT CO INC	133819	1162 E. DOMINGUEZ ST. , CARSON 90746	Ts-11 industrial: sector-based inspections	423830	Industrial machinery and equipment merchant wholesalers
MEEKER BAKER	177100	650 PINE AVE., LONG BEACH 90802	Ts-11 industrial: sector-based inspections	531210	Offices of real estate agents and brokers
MEM HOSP OF GARDENA	16463	1145 W. REDONDO BEACH BLVD. , GARDENA 90247	Ts-11 industrial: sector-based inspections	622110	General medical and surgical hospitals
MERCADO LATINO INC,CONTINENTAL CANDLE CO	91026	1420 W. WALNUT ST. , COMPTON 90220	Ts-11 industrial: sector-based inspections	339999	All other miscellaneous manufacturing
METRO NETWORKS COMMUNICATIONS, INC	172893	1500 HUGHES WAY, LONG BEACH 90810	Ts-11 industrial: sector-based inspections	524114	Direct health and medical insurance carriers

Appendix 4-48

Facility Name	Facility ID	Address	Technical Specialty (TS)	North American Industrial Classification System (NAICS)	
METRO TRUCK BODY INC	18971	1201 JON ST. , TORRANCE 90502	Ts-11 industrial: sector-based inspections	336211	Motor vehicle body manufacturing
METROPOLITAN STE.VEDORE COMPANY	8073	1045 PIER G ST. BERTH 212 & 213, LONG BEACH 90802	Ts-11 industrial: sector-based inspections	488320	Marine cargo handling
MHT WHEELS	168452	19200 S. REYES AVE., COMPTON 90221	Ts-11 industrial: sector-based inspections	441310	Automotive parts and accessories stores
MITSUBISHI CEMENT CORPORATION	131160	1150 PIER F BERTH 208 AVE. , LONG BEACH 90802	Ts-11 industrial: sector-based inspections	327310	Cement manufacturing
MODERN CONCEPTS INC.	134145	3121 E. ANA ST. , COMPTON 90221	Ts-11 industrial: sector-based inspections	326199	All other plastics product manufacturing
MOLDED FIBER GLASS CO., PARABAM DIV	24770	1130 WATSONCENTER RD, CARSON 90745	Ts-12 industrial sources - out of business and change of ownership	327212	Other pressed and blown glass and glassware manufacturing
MOLECULAR GPS ENT. DBA CLAYTON CHEMICAL	175116	2630 HOMESTEAD PLACE , RANCHO DOMINGUEZ 90220	Ts-11 industrial: sector-based inspections	325992	Photographic film, paper, plate, and chemical manufacturing
MOLINA HEALTHCARE, INC.	173114	300 OCEANGATE, LONG BEACH 90802	Ts-11 industrial: sector-based inspections	531120	Lessors of nonresidential buildings (except miniwarehouses)
MONICO ALLOYS INC	92638	18383 SUSANA RD, COMPTON 90221	Ts-11 industrial: sector-based inspections	493110	General warehousing and storage
MONICO ALLOYS, INC.	146242	3039 E. ANA ST. , COMPTON 90221	Ts-11 industrial: sector-based inspections	423510	Metal service centers and other metal merchant wholesalers
MORRETTI'S DESIGN COLLECTION INC	135046	16926 KEEGAN AVE. , CARSON 90746	Ts-11 industrial: sector-based inspections	337122	Nonupholstered wood household furniture manufacturing
MORTIMER & WALLACE, INC.	143322	2422 E. SEPULVEDA BLVD. , LONG BEACH 90810	Ts-11 industrial: sector-based inspections	488320	Marine cargo handling

Appendix 4-49

Facility Name	Facility ID	Address	Technical Specialty (TS)	North American Industrial Classification System (NAICS)	
MORTON SALT, INC.	165626	1050 PIER F AVE., LONG BEACH 90802	Ts-11 industrial: sector-based inspections	212393	Other chemical and fertilizer mineral mining
MQ POWER - BUILDING B	129410	18910 WILMINGTON AVE. , CARSON 90746	Ts-11 industrial: sector-based inspections	423810	Construction and mining (except oil well) machinery and equipment merchant wholesalers
MSS PROPERTIES	169096	1059 E. BEDMAR ST. , CARSON 90746	Ts-11 industrial: sector-based inspections	531190	Lessors of other real estate property
MULCAHY ENTERPRISES, INC.	26098	1058 N. AVALON BLVD. , WILMINGTON 90744	Ts-40 service stations: retail gasoline dispensing (from ts 12)	447190	Other gasoline stations
MULTI-SPEC PAINTING, INC.	46279	123 W. 155TH ST. , GARDENA 90248	Ts-11 industrial: sector-based inspections	332710	Machine shops
MURRAY COMPANY	171749	18414 SANTA FE AVE., RANCHO DOMINGUEZ 90220	Ts-11 industrial: sector-based inspections	238220	Plumbing, heating, and air-conditioning contractors
MURRAY COMPANY	173391	2919 E. VICTORIA ST. , RANCHO DOMINGUEZ 90220	Ts-11 industrial: sector-based inspections	238220	Plumbing, heating, and air-conditioning contractors
MUTUAL LIQUID GAS & EQUIP CO	24384	17117 S. BROADWAY, GARDENA 90248	Ts-11 industrial: sector-based inspections	423830	Industrial machinery and equipment merchant wholesalers
MUTUAL LIQUID GAS & EQUIP CO., INC	103863	331 W. WALNUT, GARDENA 90248	Ts-11 industrial: sector-based inspections	423830	Industrial machinery and equipment merchant wholesalers
NAKANO WAREHOUSE AND TRANSPORTATION CORP	147191	18924 S. LAUREL PARK RD, RANCHO DOMINGUEZ 90220	Ts-11 industrial: sector-based inspections	493110	General warehousing and storage
NALCO COMPANY	139668	2111 E. DOMINGUEZ ST. , CARSON 90810	Ts-11 industrial: sector-based inspections	325998	All other miscellaneous chemical product and preparation manufacturing

Appendix 4-50

Facility Name	Facility ID	Address	Technical Specialty (TS)	North American Industrial Classification System (NAICS)	
NARMS BABA CORP., ALPINE SHELL & SUBWAY	120181	701 W. TORRANCE BLVD. , TORRANCE 90502	Ts-40 service stations: retail gasoline dispensing (from ts 12)	447190	Other gasoline stations
NATIONAL MEDICAL EQUIPMENT	134514	210 W. WALNUT ST. , COMPTON 90220	Ts-11 industrial: sector-based inspections	423450	Medical, dental, and hospital equipment and supplies merchant wholesalers
NATIONWIDE MATERIAL HANDLING EQUIPMENT	110095	20434 SUSANA RD, LONG BEACH 90810	Ts-11 industrial: sector-based inspections	423830	Industrial machinery and equipment merchant wholesalers
NAT'S CLEANERS	170600	641 E. UNIVERSITY DR. , CARSON 90746	Ts-11 industrial: sector-based inspections	812320	Dry-cleaning and laundry services (except coin-operated)
NEILL AIRCRAFT CO	51232	1336 W. 15TH ST. , LONG BEACH 90813	Ts-11 industrial: sector-based inspections	336413	Other aircraft parts and auxiliary equipment manufacturing
NEW CINGULAR WIRELESS PCS, AT&T MOBILITY	143550	1280 W. WILLOW ST. , LONG BEACH 90806	Ts-11 industrial: sector-based inspections	443142	Electronics stores
NEW CINGULAR WIRELESS PCS, AT&T MOBILITY	143555	620 N. BANNING AVE. , WILMINGTON 90744	Ts-11 industrial: sector-based inspections	517210	Wireless telecommunications carriers
NEW CINGULAR WIRELESS PCS, AT&T MOBILITY	143855	1463 E. 223RD ST. , CARSON 90745	Ts-11 industrial: sector-based inspections	517210	Wireless telecommunications carriers
NEW NGC, INC.	12428	1850 PIER B ST. , LONG BEACH 90813	Ts-02 cycle ii reclaim/title v facility	327420	Gypsum product manufacturing
NEXEO SOLUTIONS, LLC	167091	20915 S. WILMINGTON AVE., CARSON 90810	Ts-11 industrial: sector-based inspections	424690	Other chemical and allied products merchant wholesalers

Appendix 4-51

Facility Name	Facility ID	Address	Technical Specialty (TS)	North American Industrial Classification System (NAICS)	
NICKELL METAL SPRAY INC	146049	1429 W. 15TH ST. , LONG BEACH 90813	Ts-11 industrial: sector-based inspections	811310	Commercial and industrial machinery and equipment (except automotive and electronic) repair and maintenance
NOIL USA INC, COWLES	188581	1234 W. COWLES ST. , LONG BEACH 90813	Ts-40 service stations: retail gasoline dispensing (from ts 12)	447190	Other gasoline stations
NORCO IND INC	16179	365 W. VICTORIA ST. , COMPTON 90220	Ts-11 industrial: sector-based inspections	333999	All other miscellaneous general purpose machinery manufacturing
NORTHGATE MARKET	158558	311 W. PACIFIC COAST HIGHWAY, WILMINGTON 90744	Ts-11 industrial: sector-based inspections	445110	Supermarkets and other grocery (except convenience) stores
NORTHROP GRUMMAN FEDERAL CREDIT UNION	141944	879 W. 190TH ST. STE. 800, GARDENA 90248	Ts-11 industrial: sector-based inspections	522130	Credit unions
NORTHSTAR CABINET CONSTRUCTION, INC	180645	17925 S. BROADWAY AVE., GARDENA 90248	Ts-11 industrial: sector-based inspections	337127	Institutional furniture manufacturing
NUMBER ONE AUTO CENTER, JOSE MAGDALENO	162466	1500-04 LONG BEACH, LONG BEACH 90813	Ts-11 industrial: sector-based inspections	811121	Automotive body, paint, and interior repair and maintenance
OAKLEYS LUMBER MILL	7873	17724 S. FIGUEROA ST. , GARDENA 90247	Ts-12 industrial sources - out of business and change of ownership	423310	Lumber, plywood, millwork, and wood panel merchant wholesalers
OASIS FUELS/FIONA C ROCHE-LUCE	142115	1777 W. WARDLOW RD, LONG BEACH 90810	Ts-40 service stations: retail gasoline dispensing (from ts 12)	424720	Petroleum and petroleum products merchant wholesalers (except bulk stations and terminals)

Appendix 4-52

Facility Name	Facility ID	Address	Technical Specialty (TS)	North American Industrial Classification System (NAICS)	
OBERTHUR TECHNOLOGIES	114312	3150 E. ANA ST. , RANCHO DOMINGUEZ 90221	Ts-11 industrial: sector-based inspections	323111	Commercial printing (except screen and books)
O'DONNELL OIL ,LLC	47044	25209 S. VERMONT AVE. , HARBOR CITY 90710	Ts-15 industrial: crude oil production	211111	Crude petroleum and natural gas extraction
O'DONNELL OIL CO	47046	1700 N. FIGUEROA ST. , WILMINGTON 90744	Ts-15 industrial: crude oil production	211111	Crude petroleum and natural gas extraction
O'DONNELL OIL LLC	45643	1300 W. LOWEN ST. , WILMINGTON 90744	Ts-15 industrial: crude oil production	211111	Crude petroleum and natural gas extraction
O'DONNELL OIL, LLC	47043	235 W. A ST. , WILMINGTON 90744	Ts-15 industrial: crude oil production	211111	Crude petroleum and natural gas extraction
O'DONNELL OIL, LLC	47047	1451 W. Q ST. , WILMINGTON 90744	Ts-15 industrial: crude oil production	211111	Crude petroleum and natural gas extraction
O'DONNELL OIL, LLC	103976	1400 Q ST. , WILMINGTON 90744	Ts-15 industrial: crude oil production	211111	Crude petroleum and natural gas extraction
O'DONNELL OIL, LLC	149532	25304 MCCOY AVE. , HARBOR CITY 90710	Ts-15 industrial: crude oil production	211111	Crude petroleum and natural gas extraction
O'DONNELL OIL, LLC	177651	25224 DODGE AVE., HARBOR CITY 90710	Ts-15 industrial: crude oil production	211111	Crude petroleum and natural gas extraction
OHL	162376	301 W. WALNUT ST. , COMPTON 90220	Ts-11 industrial: sector-based inspections	493110	General warehousing and storage
OIL OPERATORS - BELL LEASE	139733	3560 LOCUST AVE. , LONG BEACH 90807	Ts-15 industrial: crude oil production	213112	Support activities for oil and gas operations
OIL OPERATORS - OLIVE COMMUNITY	139738	640 E. 35TH ST. , LONG BEACH 90806	Ts-15 industrial: crude oil production	213112	Support activities for oil and gas operations
OIL OPERATORS INC.	117724	2700 OLIVE ST. , SIGNAL HILL 90807	Ts-15 industrial: crude oil production	213112	Support activities for oil and gas operations
OIL OPERATORS INC/BUTLER LEASE	142670	2624 MYRTLE AVE. , SIGNAL HILL 90755	Ts-15 industrial: crude oil production	213112	Support activities for oil and gas operations

Appendix 4-53

Facility Name	Facility ID	Address	Technical Specialty (TS)	North American Industrial Classification System (NAICS)	
OIL OPERATORS, INC	142271	3380 PACIFIC AVE. , LONG BEACH 90807	Ts-15 industrial: crude oil production	213112	Support activities for oil and gas operations
OIL OPERATORS, INC	142272	3310 PASADENA AVE. , LONG BEACH 90806	Ts-15 industrial: crude oil production	213112	Support activities for oil and gas operations
OIL OPERATORS, INC	142273	3339 LINDEN AVE. , LONG BEACH 90807	Ts-15 industrial: crude oil production	213112	Support activities for oil and gas operations
OIL OPERATORS, INC - FULTON MCKEE	139737	225 E. PEPPER DR, LONG BEACH 90807	Ts-15 industrial: crude oil production	213112	Support activities for oil and gas operations
OMEGA EXTRUDING CORP OF CA	147829	1860 S. ACACIA ST. , COMPTON 90220	Ts-11 industrial: sector-based inspections	325211	Plastics material and resin manufacturing
OMNINET FREEWAY, LP	171923	1500 HUGHES WAY, LONG BEACH 90810	Ts-11 industrial: sector-based inspections	541611	Administrative management and general management consulting services
OMNINET PACIFIC POINTE, LP	181665	879 W. 190TH ST. , GARDENA 90248	Ts-11 industrial: sector-based inspections	532120	Truck, utility trailer, and rv (recreational vehicle) rental and leasing
ONE GOLDEN SHORE, LP	177397	ONE GOLDEN SHORE DR. , LONG BEACH 90802	Ts-11 industrial: sector-based inspections	531120	Lessors of nonresidential buildings (except miniwarehouses)
ORION ENVIRONMENTAL INC	148629	950 E. 33RD ST. , SIGNAL HILL 90755	Ts-61 toxics: voc soil remediation	541690	Other scientific and technical consulting services
OSAMU CORPORATION	181379	2637 E. EL PRESIDIO ST. , LONG BEACH 90810	Ts-11 industrial: sector-based inspections	424460	Fish and seafood merchant wholesalers
OXBOW CARBON & MINERALS	107713	1090 PIER G AVE. , LONG BEACH 90802	Ts-11 industrial: sector-based inspections	423520	Coal and other mineral and ore merchant wholesalers
OXBOW ENERGY SOLUTIONS, LLC	54530	1281 PIER G E ST., LONG BEACH 90802	Ts-11 industrial: sector-based inspections	423520	Coal and other mineral and ore merchant wholesalers

Facility Name	Facility ID	Address	Technical Specialty (TS)	North American Industrial Classification System (NAICS)	
P & M OIL CO	9391	28TH ST. AND CALIFORNIA AVE. , SIGNAL HILL 90806	Ts-15 industrial: crude oil production	324191	Petroleum lubricating oil and grease manufacturing
P & M OIL COMPANY	113091	150 WARDLOW RD, LONG BEACH 90806	Ts-11 industrial: sector-based inspections	447190	Other gasoline stations
P & M OIL COMPANY INC	159056	758 E 29TH ST, LONG BEACH 90806	Ts-15 industrial: crude oil production	324191	Petroleum lubricating oil and grease manufacturing
PAC AUTO BODY & PAINT	172380	604 SANFORD AVE. #7, WILMINGTON 90744	Ts-11 industrial: sector-based inspections	811121	Automotive body, paint, and interior repair and maintenance
PACIFIC BELL, AT&T CALIFORNIA, DBA	14265	16208 S. VERMONT AVE. , GARDENA 90247	Ts-11 industrial: sector-based inspections	517911	Telecommunications resellers
PACIFIC BELL, AT&T CALIFORNIA, DBA	25367	1418 N. BROAD AVE. , WILMINGTON 90744	Ts-11 industrial: sector-based inspections	238210	Electrical contractors and other wiring installation contractors
PACIFIC BELL, AT&T CALIFORNIA, DBA	17671	17200 S. VERMONT AVE. , GARDENA 90247	Ts-11 industrial: sector-based inspections	517911	Telecommunications resellers
PACIFIC CONTINENTAL TEXTILES, INC.	59618	2880 E. ANA ST. , COMPTON 90221	Ts-01 cycle i reclaim/title v facility	313310	Textile and fabric finishing mills
PACIFIC CRANE MAINTENANCE COMPANY, LLC	181447	250 W. WARDLOW RD, LONG BEACH 90807	Ts-11 industrial: sector-based inspections	811219	Other electronic and precision equipment repair and maintenance
PACIFIC GATEWAY GENERAL TRUCK & AUTO	79760	19524 S. NORMANDIE AVE. , TORRANCE 90502	Ts-11 industrial: sector-based inspections	811111	General automotive repair
PACIFIC GATEWAY II, LLC	154606	19191 S. VERMONT AVE. ST. E. 100, TORRANCE 90502	Ts-11 industrial: sector-based inspections	531210	Offices of real estate agents and brokers
PACIFIC MARITIME SERVICES, LLC	140600	1521 PIER J AVE. , LONG BEACH 90802	Ts-11 industrial: sector-based inspections	541990	All other professional, scientific, and technical services

Appendix 4-55

Facility Name	Facility ID	Address	Technical Specialty (TS)	North American Industrial Classification System (NAICS)	
PACIFIC PIPELINE SYSTEM LLC.	118954	1520 E. SEPULVEDA BLVD. , CARSON 90745	Ts-82 ref/energy: gasoline bulk loading	237120	Oil and gas pipeline and related structures construction
PACIFIC PIPELINE SYSTEM, LLC.	118955	18421 S. ALAMEDA ST. , COMPTON 90220	Ts-11 industrial: sector-based inspections	237120	Oil and gas pipeline and related structures construction
PACIFIC TERMINALS LLC	137515	2500 E. VICTORIA ST. , COMPTON 90220	Ts-04 cycle ii reclaim/non-title v facility	488510	Freight transportation arrangement
PALACE BODY SHOP INC	51376	1048 W. LOMITA BLVD. , HARBOR CITY 90710	Ts-11 industrial: sector-based inspections	811121	Automotive body, paint, and interior repair and maintenance
PALO WOODS COURTESY CLEANERS,E MENDOZA E	14690	968 W. SEPULVEDA BLVD. , HARBOR CITY 90710	Ts-11 industrial: sector-based inspections	812320	Dry-cleaning and laundry services (except coin-operated)
PARAMOUNT FORGE INC	13101	1721 E. COLON ST. , WILMINGTON 90744	Ts-11 industrial: sector-based inspections	332111	Iron and steel forging
PARTER MEDICAL PRODUCTS INC	77129	17115 KINGSVIEW AVE. , CARSON 90746	Ts-55 toxics: eto commercial sterilizers	561910	Packaging and labeling services
PCH PACIFIC /MOBIL, SHANARI CORP	179110	127 W. PACIFIC COAST HIGHWAY, LONG BEACH 90806	Ts-40 service stations: retail gasoline dispensing (from ts 12)	447190	Other gasoline stations
PELICAN ENDEAVORS, INC	184250	1403 N. WILMINGTON BLVD. , WILMINGTON 90744	Ts-40 service stations: retail gasoline dispensing (from ts 12)	447190	Other gasoline stations
PENA'S AUTO SALES	118946	1825 E. "I" ST. , WILMINGTON 90744	Ts-11 industrial: sector-based inspections	423930	Recyclable material merchant wholesalers
PENNZOIL-QUAKER ST. ATE CO, SOPUS PROD DBA	138877	1926 E. PACIFIC COAST HIGHWAY , WILMINGTON 90744	Ts-11 industrial: sector-based inspections	324191	Petroleum lubricating oil and grease manufacturing

Appendix 4-56

Facility Name	Facility ID	Address	Technical Specialty (TS)	North American Industrial Classification System (NAICS)	
PENSKE TRUCK LEASING CO., L.P.	8311	19646 S. FIGUEROA ST. , CARSON 90745	Ts-11 industrial: sector-based inspections	532120	Truck, utility trailer, and rv (recreational vehicle) rental and leasing
PERFECTION AUTO REPAIR	184792	22632 NORMANDIE AVE. SUITE A, TORRANCE 90502	Ts-11 industrial: sector-based inspections	811118	Other automotive mechanical and electrical repair and maintenance
PERRY LINDSEY INTERNATIONAL ST. UDIES MAGN	178518	5075 DAISY AVE., LONG BEACH 90805	Ts-11 industrial: sector-based inspections	611699	All other miscellaneous schools and instruction
PERVAN TOOLING CO., INC	66849	1716 KONA DR., COMPTON 90220	Ts-11 industrial: sector-based inspections	332710	Machine shops
PETER PEPPER PRODUCTS	9978	17909 S. SUSANA RD, COMPTON 90221	Ts-05 title v (only) facility	337214	Office furniture (except wood) manufacturing
PETRO DIAMOND TERMINAL CO	800079	1920 LUGGER BERTH 83 WAY, LONG BEACH 90813	Ts-05 title v (only) facility	424710	Petroleum bulk stations and terminals
PETROCHEM INSULATION, INC.	149565	19010 S. ALAMEDA ST. , COMPTON 90221	Ts-31 area sources: rule 222 equipment	238310	Drywall and insulation contractors
PETROLEUM MANAGEMENT & MARKETING INC	150812	20223 S. AVALON BLVD. , CARSON 90746	Ts-40 service stations: retail gasoline dispensing (from ts 12)	561110	Office administrative services
PETROLEUM MANAGEMENT & MARKETING, INC	165725	598 E. ANAHEIM ST. , LONG BEACH 90813	Ts-40 service stations: retail gasoline dispensing (from ts 12)	561110	Office administrative services
PHIL TRANI'S	129231	3490 LONG BEACH BLVD. , LONG BEACH 90807	Ts-30 area sources: charbroilers	722511	Full-service restaurants
PHILLIPS 66 CO/LA REFINERY WILMINGTON PL	171107	1660 W. ANAHEIM ST. , WILMINGTON 90744	Ts-02 cycle ii reclaim/title v facility	324110	Petroleum refineries

Appendix 4-57

Facility Name	Facility ID	Address	Technical Specialty (TS)	North American Industrial Classification System (NAICS)	
PHILLIPS 66 CO/WILMINGTON MARINE TERMINA	171123	150 PIER A ST. , WILMINGTON 90744	Ts-11 industrial: sector-based inspections	811310	Commercial and industrial machinery and equipment (except automotive and electronic) repair and maintenance
PHILLIPS 66 COMPANY/LOS ANGELES REFINERY	171109	1520 E. SEPULVEDA BLVD. , CARSON 90745	Ts-01 cycle i reclaim/title v facility	324110	Petroleum refineries
PICK YOUR PART AUTO WRECKING	53860	1903 N. BLINN AVE. , WILMINGTON 90744	Ts-50 toxics: landfills, gas collection	423140	Motor vehicle parts (used) merchant wholesalers
PICK YOUR PART AUTO WRECKING	78175	1261 ALAMEDA ST. , WILMINGTON 90744	Ts-11 industrial: sector-based inspections	441310	Automotive parts and accessories stores
PLAINS WEST COAST TERMINALS LLC	137518	1007 E. LOMITA BLVD. , WILMINGTON 90744	Ts-91 ref/energy: floating roof tanks	424710	Petroleum bulk stations and terminals
PLAINS WEST. COAST. TERMINALS LLC	800417	2500 E. VICTORIA ST. , COMPTON 90220	Ts-02 cycle ii reclaim/title v facility	486110	Pipeline transportation of crude oil
PLAINS WEST. COAST. TERMINALS LLC	800420	2685 PIER S. LANE, LONG BEACH 90802	Ts-04 cycle ii reclaim/non-title v facility	486910	Pipeline transportation of refined petroleum products
PLANNED PARENTHOOD, LOS ANGELES	164175	2690 PACIFIC AVE., LONG BEACH 90806	Ts-11 industrial: sector-based inspections	621410	Family planning centers
PLASKOLITE INC	123391	2225 E. DEL AMO BLVD. , COMPTON 90220	Ts-11 industrial: sector-based inspections	325211	Plastics material and resin manufacturing
PLASTICS PAINT PRODUCTION INC	85245	1471 W. 15TH ST. , LONG BEACH 90813	Ts-11 industrial: sector-based inspections	326199	All other plastics product manufacturing
PLATINUM HOME MORTGAGE CORP.	171710	20501 AVALON BLVD. , CARSON 90746	Ts-11 industrial: sector-based inspections	522390	Other activities related to credit intermediation

Facility Name	Facility ID	Address	Technical Specialty (TS)	North American Industrial Classification System (NAICS)	
PLYMOUTH WEST APARTMENTS	70499	240 CHESTNUT AVE. , LONG BEACH 90802	Ts-11 industrial: sector-based inspections	531110	Lessors of residential buildings and dwellings
PMM, INC.	127546	26393 VERMONT AVE. , HARBOR CITY 90710	Ts-40 service stations: retail gasoline dispensing (from ts 12)	447190	Other gasoline stations
POLLO A LA BRASA VERMONT	104767	16527 S. VERMONT, GARDENA 90247	Ts-31 area sources: rule 222 equipment	722511	Full-service restaurants
POLY ONE CORPORATION	126763	2104 E. 223RD ST. , CARSON 90810	Ts-11 industrial: sector-based inspections	325211	Plastics material and resin manufacturing
PORSCHE CARS NORTH AMERICA, INC.	182079	19800 S. MAIN ST. , CARSON 90745	Ts-11 industrial: sector-based inspections	441110	New car dealers
PORT OF LONG BEACH	109040	2615 PIER A ST. REET EAST, LONG BEACH 90813	Ts-11 industrial: sector-based inspections	488310	Port and harbor operations
PORT OF LONG BEACH	114002	2801 W. OCEAN BLVD. , LONG BEACH 90813	Ts-11 industrial: sector-based inspections	488310	Port and harbor operations
PORT OF LONG BEACH	148141	306 N. HENRY FORD AVE. , LONG BEACH 90802	Ts-11 industrial: sector-based inspections	488310	Port and harbor operations
PORT OF LONG BEACH	156163	1249 PIER F AVE., LONG BEACH 90802	Ts-11 industrial: sector-based inspections	488310	Port and harbor operations
PORT OF LONG BEACH	172477	725 S. HARBOR SCENIC DR. , LONG BEACH 90802	Ts-11 industrial: sector-based inspections	488310	Port and harbor operations
PORT OF LOS ANGELES	137151	151 HENRY FORD AVE. , TERMINAL ISLAND 90731	Ts-11 industrial: sector-based inspections	488310	Port and harbor operations
PORTER WARNER INDUSTRIES LLC	134172	17700 S. SANTA FE AVE. , RANCHO DOMINGUEZ 90221	Ts-11 industrial: sector-based inspections	531130	Lessors of miniwarehouses and self-storage units
PORTSIDE PARTNERS, LLC.	155908	600 QUEENSWAY DR. , LONG BEACH 90802	Ts-11 industrial: sector-based inspections	561499	All other business support services

Appendix 4-59

Facility Name	Facility ID	Address	Technical Specialty (TS)	North American Industrial Classification System (NAICS)	
PRAXAIR INC	7416	2300 E. PACIFIC COAST HIGHWAY , WILMINGTON 90744	Ts-01 cycle i reclaim/title v facility	325120	Industrial gas manufacturing
PRAXAIR, INC.	20681	2006 E. 223 ST. , LONG BEACH 90810	Ts-11 industrial: sector-based inspections	325120	Industrial gas manufacturing
PREECE/AEROL, INC., AEROL COMPANY DBA	110296	19560 S. RANCHO WAY, RANCHO DOMINGUEZ 90220	Ts-11 industrial: sector-based inspections	336413	Other aircraft parts and auxiliary equipment manufacturing
PREFERRED FREEZER SERVICES OF WILMINGTON	161168	900 E. M ST. , WILMINGTON 90744	Ts-11 industrial: sector-based inspections	493120	Refrigerated warehousing and storage
PREMIER AUTO BODY	93802	16327 S. VERMONT AVE. , GARDENA 90247	Ts-11 industrial: sector-based inspections	811121	Automotive body, paint, and interior repair and maintenance
PREMIER MOTORSPORT, INC.	155420	1035 E. BEDMAR ST. , CARSON 90746	Ts-11 industrial: sector-based inspections	811111	General automotive repair
PRICE AUTOMOBILIA GROUP LLC	155419	2790 E. DEL AMO BLVD. , COMPTON 90221	Ts-11 industrial: sector-based inspections	811121	Automotive body, paint, and interior repair and maintenance
PRIME FINISHING LLC	164435	346 E. ALONDRA AVE., GARDENA 90248	Ts-11 industrial: sector-based inspections	423830	Industrial machinery and equipment merchant wholesalers
PRIME WHEEL	105903	17704 S. BROADWAY ST. , CARSON 90746	Ts-01 cycle i reclaim/title v facility	336390	Other motor vehicle parts manufacturing
PROLOGIS	162676	19900 SUSANA RD, COMPTON 90221	Ts-11 industrial: sector-based inspections	531110	Lessors of residential buildings and dwellings
PROLOGIS, L.P.	179265	20704 S. FORDYCE AVE., LONG BEACH 90810	Ts-11 industrial: sector-based inspections	531110	Lessors of residential buildings and dwellings

Appendix 4-60

Facility Name	Facility ID	Address	Technical Specialty (TS)	North American Industrial Classification System (NAICS)	
PROPEL INC.	166919	1401 W. PACIFIC COAST HIGHWAY, WILMINGTON 90744	Ts-40 service stations: retail gasoline dispensing (from ts 12)	325110	Petrochemical manufacturing
PROTECTIVE INDUSTRIES INC	145894	18704 FERRIS PL, RANCHO DOMINGUEZ 90220	Ts-11 industrial: sector-based inspections	326199	All other plastics product manufacturing
PROTOTYPE PLASTICS INC	59452	3017 LAS HERMANAS, RANCHO DOMINGUEZ 90221	Ts-12 industrial sources - out of business and change of ownership	327212	Other pressed and blown glass and glassware manufacturing
PRUDENTIAL OVERALL SUPPLY	3578	951 E. SANDHILL, CARSON 90746	Ts-11 industrial: sector-based inspections	448190	Other clothing stores
PSW HAY, LLC	177621	633 SANFORD AVE., WILMINGTON 90744	Ts-11 industrial: sector-based inspections	424910	Farm supplies merchant wholesalers
PURATOS CORPORATION	144539	18831 LAUREL PARK RD, RANCHO DOMINGUEZ 90220	Ts-11 industrial: sector-based inspections	333241	Food product machinery manufacturing
PURITAN BAKERY INC	41223	1624 E. CARSON ST. , CARSON 90745	Ts-11 industrial: sector-based inspections	311812	Commercial bakeries
QUEEN BEACH PRINTERS	125268	937 PINE AVE. , LONG BEACH 90813	Ts-11 industrial: sector-based inspections	323111	Commercial printing (except screen and books)
QUICK CLEANERS	76896	18517 S. AVALON BLVD. , CARSON 90746	Ts-11 industrial: sector-based inspections	812320	Dry-cleaning and laundry services (except coin-operated)
R & S. SANDBLASTING, ELLIS & VAN DIV	6237	416 W. 168TH ST. , GARDENA 90248	Ts-11 industrial: sector-based inspections	238990	All other specialty trade contractors
RADIANT SRVS CORP, EL SEGUNDO CLNRS/LDRY	113936	651 W. KNOX ST. , GARDENA 90248	Ts-11 industrial: sector-based inspections	812320	Dry-cleaning and laundry services (except coin-operated)

Appendix 4-61

Facility Name	Facility ID	Address	Technical Specialty (TS)	North American Industrial Classification System (NAICS)	
RAINBOW TRANSPORT TANK CLEANERS,C.ALBIN	25965	21119 S. WILMINGTON AVE. , LONG BEACH 90810	Ts-56 toxics: toxic stationary source	811310	Commercial and industrial machinery and equipment (except automotive and electronic) repair and maintenance
RALPHS GROCERY CO	20604	1100 W. ARTESIA BLVD. , COMPTON 90220	Ts-04 cycle ii reclaim/non-title v facility	445110	Supermarkets and other grocery (except convenience) stores
RAMGUARD, INC	170577	15926 S. FIGUEROA AVE. SUITE A, GARDENA 90248	Ts-11 industrial: sector-based inspections	332322	Sheet metal work manufacturing
RAMSEY'S BODY SHOP, JOSE ALVARADO	119092	1455 W. 16TH ST. , LONG BEACH 90813	Ts-11 industrial: sector-based inspections	811121	Automotive body, paint, and interior repair and maintenance
RDS WIRE & CABLE, INC.	141813	223 E. GARDENA BLVD. , GARDENA 90248	Ts-11 industrial: sector-based inspections	423610	Electrical apparatus and equipment, wiring supplies, and related equipment merchant wholesalers
REDMAN EQUIPMENT CO	27740	19800 S. NORMANDIE AVE. , TORRANCE 90502	Ts-11 industrial: sector-based inspections	561790	Other services to buildings and dwellings
REFRIGERATED CONTAINER CALIF INC	110261	1304 E. LOMITA BLVD. , WILMINGTON 90744	Ts-11 industrial: sector-based inspections	811412	Appliance repair and maintenance
REGAL WHEEL CORP	151559	17711 S. BROADWAY ST. , CARSON 90746	Ts-11 industrial: sector-based inspections	423120	Motor vehicle supplies and new parts merchant wholesalers
REPUBLIC LAGUN C N. C CORP	107647	800 SPRUCE LAKE DR, HARBOR CITY 90710	Ts-11 industrial: sector-based inspections	423830	Industrial machinery and equipment merchant wholesalers

Appendix 4-62

Facility Name	Facility ID	Address	Technical Specialty (TS)	North American Industrial Classification System (NAICS)	
RESEARCH TOOL & DIE WORKS	98463	17100 S. KEEGAN AVE. , CARSON 90746	Ts-11 industrial: sector-based inspections	332119	Metal crown, closure, and other metal stamping (except automotive)
RIBOST TERMINAL, LLC.	111238	1405 PIER "C" ST. , LONG BEACH 90802	Ts-84 ref/energy: marine term. & tank facilities	424710	Petroleum bulk stations and terminals
RJ'S DEMOLITION AND DISPOSAL	173437	355 W. ALONDRA BLVD. , GARDENA 90248	Ts-54 toxics: composting facilities	238910	Site preparation contractors
ROBERTSON'S READY MIX	170047	1605 PIER D ST., LONG BEACH 90802	Ts-11 industrial: sector-based inspections	327320	Ready-mix concrete manufacturing
ROCKET OIL #2	152451	1417 E. ANAHEIM ST. , WILMINGTON 90744	Ts-40 service stations: retail gasoline dispensing (from ts 12)	447190	Other gasoline stations
ROCKET OIL #3	107219	16503 S. FIGUEROA, GARDENA 90248	Ts-40 service stations: retail gasoline dispensing (from ts 12)	447190	Other gasoline stations
ROCKET OIL INC #1	37614	1741 N. WILMINGTON, WILMINGTON 90744	Ts-40 service stations: retail gasoline dispensing (from ts 12)	447190	Other gasoline stations
ROCKET OIL INC #4	133787	1701 W. ANAHEIM ST. , LONG BEACH 90813	Ts-40 service stations: retail gasoline dispensing (from ts 12)	447190	Other gasoline stations
RON & JULIE ENT. INC, PET HAVEN CEMETERY	67527	18300 S. FIGUEROA ST. , GARDENA 90248	Ts-11 industrial: sector-based inspections	812220	Cemeteries and crematories
ROOSEVELT MEM PARK ASSOC	540	18255 S. VERMONT AVE. , LOS ANGELES 90247	Ts-11 industrial: sector-based inspections	812220	Cemeteries and crematories
ROTATIONAL MOLDING, INC	167662	17038 FIGUEROA ST. , GARDENA 90248	Ts-11 industrial: sector-based inspections	326199	All other plastics product manufacturing

Facility Name	Facility ID	Address	Technical Specialty (TS)	North American Industrial Classification System (NAICS)	
ROVINCE INTERNATIONAL CORP.	173068	172 E. MANVILLE ST. , COMPTON 90220	Ts-11 industrial: sector-based inspections	423130	Tire and tube merchant wholesalers
ROYAL ADHESIVES AND SEALANTS LLC	146711	800 E. ANAHEIM ST. , WILMINGTON 90744	Ts-11 industrial: sector-based inspections	325998	All other miscellaneous chemical product and preparation manufacturing
ROYAL CARE SKILLED NURSING	155860	2725 PACIFIC AVE., LONG BEACH 90806	Ts-11 industrial: sector-based inspections	623110	Nursing care facilities (skilled nursing facilities)
ROYCE CHEVRON, ROYCE OIL INC, DBA	144633	1250 W. SEPULVEDA BLVD. , HARBOR CITY 90710	Ts-40 service stations: retail gasoline dispensing (from ts 12)	447190	Other gasoline stations
ROYCE OIL	171203	1250 SEPULVEDA BLVD. , HARBOR CITY 90710	Ts-40 service stations: retail gasoline dispensing (from ts 12)	447190	Other gasoline stations
S & C OIL CO INC	63809	SE PASADENA, LONG BEACH 90807	Ts-15 industrial: crude oil production	211111	Crude petroleum and natural gas extraction
S & C OIL CO INC, MOORE LEASE	40715	200 NW PASADENA, LONG BEACH 90806	Ts-15 industrial: crude oil production	561499	All other business support services
S & K AUTOMOTIVE SERVICES, WOO B. SHIM	106648	22400 S. AVALON BLVD. , CARSON 90745	Ts-11 industrial: sector-based inspections	811121	Automotive body, paint, and interior repair and maintenance
S & M SERVICE ST. ATION, INC	144027	16435 S. FIGUEROA ST., GARDENA 90248	Ts-40 service stations: retail gasoline dispensing (from ts 12)	447190	Other gasoline stations
S.A. IBARAOH AND OTHOM LLC	176837	401 E. OCEAN BLVD. , LONG BEACH 90802	Ts-11 industrial: sector-based inspections	531190	Lessors of other real estate property
SA RECYCLING	152952	901 NEW DOCK ST. , TERMINAL ISLAND 90731	Ts-56 toxics: toxic stationary source	423930	Recyclable material merchant wholesalers

Facility Name	Facility ID	Address	Technical Specialty (TS)	North American Industrial Classification System (NAICS)	
SA RECYCLING	173824	482 PIER "T" AVE., LONG BEACH 90802	Ts-11 industrial: sector-based inspections	562920	Materials recovery facilities
SAINT MARY'S MEDICAL CENTER	10267	1050 LINDEN AVE. , LONG BEACH 90813	Ts-11 industrial: sector-based inspections	621493	Freestanding ambulatory surgical and emergency centers
SAMPSON OPERATORS	84038	1545 N. BLINN AVE. , WILMINGTON 90744	Ts-15 industrial: crude oil production	211111	Crude petroleum and natural gas extraction
SAM'S BODY REPAIR & PAINT	171368	1427 LONG BEACH BLVD. , LONG BEACH 90813	Ts-11 industrial: sector-based inspections	811121	Automotive body, paint, and interior repair and maintenance
SAM'S WEST, INC. SAM'S CLUB #6617	100950	1399 ARTESIA BLVD. , GARDENA 90247	Ts-40 service stations: retail gasoline dispensing (from ts 12)	452910	Warehouse clubs and supercenters
SAN PEDRO BAY PIPELINE COMPANY	164870	1521 S. HARBOR SCENIC DR., LONG BEACH 90802	Ts-82 ref/energy: gasoline bulk loading	486110	Pipeline transportation of crude oil
SAN PEDRO CHEVRON	152177	1105 N. GAFFEY ST. , SAN PEDRO 90731	Ts-40 service stations: retail gasoline dispensing (from ts 12)	447190	Other gasoline stations
SAN PEDRO FISH MARKET & RESTNT,H. UNGARD	79715	1190 NAGOYA WAY, SAN PEDRO 90731	Ts-31 area sources: rule 222 equipment	445220	Fish and seafood markets
SAN PEDRO SIGN COMPANY	109035	701 LAKME AVE. , WILMINGTON 90744	Ts-11 industrial: sector-based inspections	339950	Sign manufacturing
SAN PEDRO TERMINAL ISLAND FACILITY	182992	2001 S. SEASIDE AVE., SAN PEDRO 90731	Ts-11 industrial: sector-based inspections	922110	Courts
SANTA FE CONVALESCENT HOSPITAL	179299	3294 SANTA FE AVE., LONG BEACH 90810	Ts-11 industrial: sector-based inspections	623311	Continuing care retirement communities
SANTA MONICA SEAFOOD COMPANY, INC.	131500	18531 BROADWICK ST. ATTN: BRISCH IBARRA, RANCHO DOMINGUEZ 90220	Ts-11 industrial: sector-based inspections	445220	Fish and seafood markets

Appendix 4-65

Facility Name	Facility ID	Address	Technical Specialty (TS)	North American Industrial Classification System (NAICS)	
SCHLOBOHM COMPANY, INC	82598	19200 LAUREL PARK RD, RANCHO DOMINGUEZ 90220	Ts-11 industrial: sector-based inspections	326299	All other rubber product manufacturing
SCOTCH PAINT CORP	2701	555 W. 189TH ST. , GARDENA 90248	Ts-11 industrial: sector-based inspections	325510	Paint and coating manufacturing
SEA TEK YACHTING, INC.	162362	508 E. E ST. SUITE B, WILMINGTON 90744	Ts-11 industrial: sector-based inspections	811310	Commercial and industrial machinery and equipment (except automotive and electronic) repair and maintenance
SEACHROME CORPORATION	172001	1906 E. DOMINGUEZ ST. , CARSON 90810	Ts-11 industrial: sector-based inspections	332119	Metal crown, closure, and other metal stamping (except automotive)
SEAPORT TIRE CO INC	149498	2021 W. ANAHEIM ST. , LONG BEACH 90810	Ts-11 industrial: sector-based inspections	326211	Tire manufacturing (except retreading)
SECCA CORPORATION	92193	400 W. GARDENA BLVD. , GARDENA 90248	Ts-11 industrial: sector-based inspections	811121	Automotive body, paint, and interior repair and maintenance
SEE'S CANDIES	119128	20600 S. ALAMEDA ST. , CARSON 90810	Ts-11 industrial: sector-based inspections	454113	Mail-order houses
SEPULVEDA BLDG MATERIALS	55321	359 E. GARDENA BLVD. , CARSON 90248	Ts-11 industrial: sector-based inspections	444190	Other building material dealers
SFPP, L.P. (NSR USE)	800278	20410 S. WILMINGTON AVE., CARSON 90810	Ts-91 ref/energy: floating roof tanks	486910	Pipeline transportation of refined petroleum products
SHELL	166764	500 W. ANAHEIM ST. , LONG BEACH 90813	Ts-40 service stations: retail gasoline dispensing (from ts 12)	447190	Other gasoline stations
SHELL OIL CO GNRL	53853	20945 S. WILMINGTON AVE. , CARSON 90745	Ts-81 ref/energy: refineries	486210	Pipeline transportation of natural gas

Appendix 4-66

Facility Name	Facility ID	Address	Technical Specialty (TS)	North American Industrial Classification System (NAICS)	
SHELL OIL CO UNIT NO. 17	12239	622 E. SEPULVEDA BLVD. , CARSON 90745	Ts-91 ref/energy: floating roof tanks	324110	Petroleum refineries
SHELL OIL CO UNIT NO. 63	11076	20945 S. WILMINGTON AVE. , CARSON 90745	Ts-81 ref/energy: refineries	324110	Petroleum refineries
SHORE TERMINALS LLC	117851	841 LA PALOMA AVE. , WILMINGTON 90744	Ts-84 ref/energy: marine term. & tank facilities	424710	Petroleum bulk stations and terminals
SHORELINE SQUARE	145761	301 E. OCEAN BLVD. STE. 410, LONG BEACH 90802	Ts-11 industrial: sector- based inspections	236117	New housing for-sale builders
SIGNAL HILL PETROLEUM, INC.	170541	550 E. SPRING ST. , LONG BEACH 90806	Ts-15 industrial: crude oil production	211111	Crude petroleum and natural gas extraction
SIGNAL HILL PETROLEUM, INC.	170543	560 E. CANTON, LONG BEACH 90755	Ts-15 industrial: crude oil production	211111	Crude petroleum and natural gas extraction
SIGNATURE FLEXIBLE PACKAGING INC	146540	1120 E. SANDHILL AVE. , CARSON 90746	Ts-11 industrial: sector- based inspections	561910	Packaging and labeling services
SIR MIX CONCRETE PRODUCTS, INC.	45780	1001 E. LOMITA BLVD. , CARSON 90745	Ts-11 industrial: sector- based inspections	327320	Ready-mix concrete manufacturing
SMG	109393	300 E. OCEAN BLVD. , LONG BEACH 90802	Ts-11 industrial: sector- based inspections	531312	Nonresidential property managers
SNYDER MFG CORP	12626	1541 W. COWLES ST. , LONG BEACH 90813	Ts-11 industrial: sector- based inspections	325998	All other miscellaneous chemical product and preparation manufacturing
SO CAL EDISON CO	58665	1990 CASHDAN ST. , COMPTON 90220	Ts-11 industrial: sector- based inspections	221118	Other electric power generation
SO CAL EDISON CO UNIT NO. 1	2982	2500 E. VICTORIA ST. , COMPTON 90220	Ts-84 ref/energy: marine term. & tank facilities	561110	Office administrative services
SOCAL AUTO IMAGE	185256	1745 DAISY AVE., LONG BEACH 90813	Ts-11 industrial: sector- based inspections	541922	Commercial photography

Facility Name	Facility ID	Address	Technical Specialty (TS)	North American Industrial Classification System (NAICS)	
SOCAL HOLDING LLC	166595	1450 CHARLES WILLARD ST. , CARSON 90746	Ts-15 industrial: crude oil production	444130	Hardware stores
SOLUTIA, INC	115543	2100 E. 223RD ST. , CARSON 90810	Ts-57 toxics: r203 voc extraction	325220	Artificial and synthetic fibers and filaments manufacturing
SOLVAY USA, INC	177042	20851 S. SANTA FE AVE., LONG BEACH 90810	Ts-11 industrial: sector-based inspections	236220	Commercial and institutional building construction
SONIC INDUSTRIES INC	115662	20030 S. NORMANDIE, TORRANCE 90502	Ts-11 industrial: sector-based inspections	332710	Machine shops
SONY CORP - NDC	87976	2201 E. CARSON ST. , CARSON 90810	Ts-11 industrial: sector-based inspections	423620	Household appliances, electric housewares, and consumer electronics merchant wholesalers
SOS METALS, INC	169549	201 E. GARDENA BLVD. , GARDENA 90248	Ts-11 industrial: sector-based inspections	423930	Recyclable material merchant wholesalers
SOURCE CORP BPS SOUTHERN CALIFORNIA	144730	20500 BELSHAW AVE. , CARSON 90746	Ts-11 industrial: sector-based inspections	561990	All other support services
SOUTH PARK MANOR	185425	17100 S. PARK LANE, GARDENA 90247	Ts-11 industrial: sector-based inspections	531110	Lessors of residential buildings and dwellings
SOUTHERN CALIFORNIA GAS COMPANY (OM 2439	178435	625 E. ANAHEIM ST. WARREN E&P, WILMINGTON 90744	Ts-11 industrial: sector-based inspections	541611	Administrative management and general management consulting services
SOUTHWESTERN IND., INC.	76277	2605 HOMESTEAD PL, RANCHO DOMINGUEZ 90220	Ts-11 industrial: sector-based inspections	332216	Saw blade and handtool manufacturing
SPECTRUM LABORATORIES, INC	124819	18617 BROADWICK ST. , RANCHO DOMINGUEZ 90220	Ts-11 industrial: sector-based inspections	339112	Surgical and medical instrument manufacturing
SPEEDIES DRY CLEANERS	167786	2057 LONG BEACH BLVD. , LONG BEACH 90806	Ts-11 industrial: sector-based inspections	812320	Dry-cleaning and laundry services (except coin-operated)

Facility Name	Facility ID	Address	Technical Specialty (TS)	North American Industrial Classification System (NAICS)	
SSA CONTAINERS, INC.	172519	1160B PIER F, LONG BEACH 90802	Ts-11 industrial: sector-based inspections	488320	Marine cargo handling
SSA MARINE PACIFIC CONTAINER TERMINAL	173256	570 HARBOR SCENIC WAY, LONG BEACH 90802	Ts-11 industrial: sector-based inspections	813910	Business associations
SSA TERMINALS	135358	700 PIER A PLAZA, LONG BEACH 90813	Ts-11 industrial: sector-based inspections	488320	Marine cargo handling
SSA TERMINALS, LLC	146879	1521 PIER C ST. , LONG BEACH 90802	Ts-11 industrial: sector-based inspections	561311	Employment placement agencies
ST MARY MEDICAL CENTER	108234	1045 ATLANTIC AVE. , LONG BEACH 90813	Ts-11 industrial: sector-based inspections	621111	Offices of physicians (except mental health specialists)
ST MARY MEDICAL CENTER	108235	1043 ELM AVE. , LONG BEACH 90813	Ts-11 industrial: sector-based inspections	622110	General medical and surgical hospitals
STAPLETON TECHNOLOGIES	2471	1350 W. 12TH ST. , LONG BEACH 90813	Ts-11 industrial: sector-based inspections	325998	All other miscellaneous chemical product and preparation manufacturing
STEVEDORING SERVICES OF AMERICA	122544	1521 PIER C ST. PIER C-60, LONG BEACH 90802	Ts-11 industrial: sector-based inspections	488320	Marine cargo handling
STEVEDORING SERVICES OF AMERICA	135597	1521 PIER J ST. HARBOR SCENIC DR, LONG BEACH 90802	Ts-11 industrial: sector-based inspections	488320	Marine cargo handling
STEWART FILMSCREEN CORP	11272	1161 W. SEPULVEDA & 2311 ALEXAND BLVD. , TORRANCE 90502	Ts-11 industrial: sector-based inspections	333316	Photographic and photocopying equipment manufacturing
STRATZEN INC.	178771	21313 AVALON BLVD. , CARSON 90745	Ts-40 service stations: retail gasoline dispensing (from ts 12)	447190	Other gasoline stations
STRICKLIN-SNIVELY MORTUARY	39566	1952 LONG BEACH BLVD. , LONG BEACH 90806	Ts-11 industrial: sector-based inspections	812220	Cemeteries and crematories

Facility Name	Facility ID	Address	Technical Specialty (TS)	North American Industrial Classification System (NAICS)	
STUDIO CONCEPTS	149006	2662 E. DEL AMO BLVD. , COMPTON 90221	Ts-11 industrial: sector-based inspections	423440	Other commercial equipment merchant wholesalers
SUN DYEING & FINISHING CO INC	72390	15621 S. BROADWAY CENTER, GARDENA 90248	Ts-11 industrial: sector-based inspections	313310	Textile and fabric finishing mills
SUNNYSIDE NURSING CENTER	131341	22617 S. VERMONT AVE. , TORRANCE 90502	Ts-11 industrial: sector-based inspections	623110	Nursing care facilities (skilled nursing facilities)
SUNSTATE EQUIPMENT CO. LLC	135965	17310 S. MAIN ST. , GARDENA 90248	Ts-11 industrial: sector-based inspections	532490	Other commercial and industrial machinery and equipment rental and leasing
SUPERIOR ELECTRICAL ADVERTISING	43478	1700 W. ANAHEIM ST. , LONG BEACH 90813	Ts-11 industrial: sector-based inspections	339950	Sign manufacturing
SUPERIOR GROCERS	161326	1033 LONG BEACH BLVD. # 117, LONG BEACH 90813	Ts-11 industrial: sector-based inspections	445110	Supermarkets and other grocery (except convenience) stores
SYUFY ENTER.	7699	20151 S. MAIN ST. , CARSON 90745	Ts-50 toxics: landfills, gas collection	512132	Drive-in motion picture theaters
T B PROPERTIES	77383	1601 N. BLINN AVE. , WILMINGTON 90744	Ts-15 industrial: crude oil production	213111	Drilling oil and gas wells
TAG LEARNING CENTERS INC.	109514	1810 ACACIA AVE. , COMPTON 90220	Ts-11 industrial: sector-based inspections	339999	All other miscellaneous manufacturing
TARGET CORP, #T-2026	143020	20700 AVALON BLVD. , CARSON 90746	Ts-11 industrial: sector-based inspections	448120	Women's clothing stores
TARGET CORP, TARGET CARSON T-2328	87476	651 W. SEPULVEDA, CARSON 90745	Ts-11 industrial: sector-based inspections	452112	Discount department stores
TARGET ST. ORE # 2319	87472	950 E. 33RD ST. , LONG BEACH 90807	Ts-11 industrial: sector-based inspections	452112	Discount department stores
TARGET ST. ORE #2275	151398	1701 S. ALAMEDA ST. , COMPTON 90220	Ts-11 industrial: sector-based inspections	452112	Discount department stores

Appendix 4-70

Facility Name	Facility ID	Address	Technical Specialty (TS)	North American Industrial Classification System (NAICS)	
TAWWAKAL CORPORATION	142829	6605 LONG BEACH BLVD. , LONG BEACH 90805	Ts-40 service stations: retail gasoline dispensing (from ts 12)	447190	Other gasoline stations
TEAM MANUFACTURING, INC.	132290	2625 HOMESTEAD PL, RANCHO DOMINGUEZ 90220	Ts-11 industrial: sector-based inspections	332119	Metal crown, closure, and other metal stamping (except automotive)
TECHMER PM, LLC	47633	18420 LAUREL PARK RD, RANCHO DOMINGUEZ 90220	Ts-11 industrial: sector-based inspections	325211	Plastics material and resin manufacturing
TELAIR INTERNATIONAL	129182	2930 E. MARIA ST. , RANCHO DOMINGUEZ 90221	Ts-12 industrial sources - out of business and change of ownership	336413	Other aircraft parts and auxiliary equipment manufacturing
TELL STE.EL, INC	20882	2345 W. 17TH ST. , LONG BEACH 90813	Ts-11 industrial: sector-based inspections	423510	Metal service centers and other metal merchant wholesalers
TER-ABRAMYAN INC/L A PAINT & BODY WORKS	140770	534 W. REDONDO BEACH BLVD. , GARDENA 90248	Ts-11 industrial: sector-based inspections	423120	Motor vehicle supplies and new parts merchant wholesalers
TERMINAL CAR LEASING	112964	21107 S. CHICO ST. , CARSON 90745	Ts-50 toxics: landfills, gas collection	532120	Truck, utility trailer, and rv (recreational vehicle) rental and leasing
TERMO COMPANY	120617	3241 ELM AVE. , LONG BEACH 90807	Ts-15 industrial: crude oil production	211111	Crude petroleum and natural gas extraction
TERMO COMPANY	120618	3159 PASADENA AVE. , LONG BEACH 90807	Ts-15 industrial: crude oil production	211111	Crude petroleum and natural gas extraction
TERMO COMPANY	120620	640 E. 35TH ST. , LONG BEACH 90807	Ts-15 industrial: crude oil production	211111	Crude petroleum and natural gas extraction

Appendix 4-71

Facility Name	Facility ID	Address	Technical Specialty (TS)	North American Industrial Classification System (NAICS)	
TESORO (ARCO) #62544	170709	204 E. SEPULVEDA BLVD. , CARSON 90745	Ts-40 service stations: retail gasoline dispensing (from ts 12)	211111	Crude petroleum and natural gas extraction
TESORO (USA) 63073	171698	23900 S. AVALON BLVD. , CARSON 90745	Ts-40 service stations: retail gasoline dispensing (from ts 12)	424720	Petroleum and petroleum products merchant wholesalers (except bulk stations and terminals)
TESORO (USA) 63082	171686	1025 W. ANAHEIM ST. , WILMINGTON 90744	Ts-40 service stations: retail gasoline dispensing (from ts 12)	424720	Petroleum and petroleum products merchant wholesalers (except bulk stations and terminals)
TESORO LOGISTICS LONG BEACH TERMINAL	172878	820 CARRACK AVE., LONG BEACH 90813	Ts-05 title v (only) facility	713940	Fitness and recreational sports centers
TESORO LOGISTICS MARINE TERMINAL 2	176377	1350 PIER B ST. , LONG BEACH 90813	Ts-05 title v (only) facility	424720	Petroleum and petroleum products merchant wholesalers (except bulk stations and terminals)
TESORO LOGISTICS MARINE TERMINAL 3	176369	1300 PIER B ST., LONG BEACH 90813	Ts-11 industrial: sector- based inspections	541990	All other professional, scientific, and technical services
TESORO LOGISTICS OPERATIONS LLC	178855	712 BAKER ST. , LONG BEACH 90806	Ts-61 toxics: voc soil remediation	486210	Pipeline transportation of natural gas
TESORO LOGISTICS TERMINAL 1 (BERTH 121)	176389	620 PIER T ST. BERTH 121, LONG BEACH 90802	Ts-11 industrial: sector- based inspections	488999	All other support activities for transportation
TESORO LOGISTICS, CARSON CRUDE TERMINAL	174694	24696 S. WILMINGTON AVE., CARSON 90745	Ts-05 title v (only) facility	324110	Petroleum refineries
TESORO LOGISTICS, WILMINGTON TERMINAL	167981	1930 E. PACIFIC COAST HIGHWAY, WILMINGTON 90744	Ts-11 industrial: sector- based inspections	424710	Petroleum bulk stations and terminals

Appendix 4-72

Facility Name	Facility ID	Address	Technical Specialty (TS)	North American Industrial Classification System (NAICS)	
TESORO LOGISTICS,CARSON PROD TERMINAL	174703	2149 E. SEPULVEDA BLVD. , CARSON 90745	Ts-05 title v (only) facility	424710	Petroleum bulk stations and terminals
TESORO REF & MKT P. HONG #68624	152034	911 W. CARSON ST. , TORRANCE 90501	Ts-40 service stations: retail gasoline dispensing (from ts 12)	447190	Other gasoline stations
TESORO REF & MKT P. HONG #68626	152027	19008 S. NORMANDIE AVE., TORRANCE 90501	Ts-40 service stations: retail gasoline dispensing (from ts 12)	447190	Other gasoline stations
TESORO REF & MKTG CO LLC,CALCINER	174591	2450 PIER B ST. , LONG BEACH 90813	Ts-01 cycle i reclaim/title v facility	324199	All other petroleum and coal products manufacturing
TESORO REF & MKTG. J KHANGURA #68517	151914	22232 S. WILMINGTON AVE., CARSON 90745	Ts-40 service stations: retail gasoline dispensing (from ts 12)	447190	Other gasoline stations
TESORO REFINING & MARKETING CO, LLC	174655	2350 E. 223RD ST. , CARSON 90810	Ts-02 cycle ii reclaim/title v facility	324110	Petroleum refineries
TESORO REFINING AND MARKETING CO, LLC	151798	23208 S. ALAMEDA ST. , CARSON 90810	Ts-01 cycle i reclaim/title v facility	325180	Other basic inorganic chemical manufacturing
TESORO REFINING AND MARKETING CO, LLC	800436	2101 E. PACIFIC COAST HIGHWAY, WILMINGTON 90744	Ts-01 cycle i reclaim/title v facility	324110	Petroleum refineries
TESORO SOCAL PIPELINE COMPANY LLC	174707	1801 SEPULVEDA BLVD. , CARSON 90745	Ts-11 industrial: sector-based inspections	447190	Other gasoline stations
TEXOLLINI INC	96587	2575 EL PRESIDIO ST. , CARSON 90810	Ts-03 cycle i reclaim/non-title v facility	313310	Textile and fabric finishing mills
THE DYE HOUSE, L.A., LLC	176821	935 E. ARTESIA BLVD. "B", CARSON 90746	Ts-12 industrial sources - out of business and change of ownership	812320	Dry-cleaning and laundry services (except coin-operated)

Appendix 4-73

Facility Name	Facility ID	Address	Technical Specialty (TS)	North American Industrial Classification System (NAICS)	
THE FLAME BROILER, BROILER GROUP 786 OF	165715	321 E. WILLOW ST. #D, LONG BEACH 90806	Ts-31 area sources: rule 222 equipment	722511	Full-service restaurants
THE FOAM FACTORY	129540	17515 SANTA FE, RANCHO DOMINGUEZ 90221	Ts-11 industrial: sector-based inspections	326150	Urethane and other foam product (except polystyrene) manufacturing
THE HOME DEPOT	141026	751 SPRING ST. , SIGNAL HILL 90807	Ts-11 industrial: sector-based inspections	561110	Office administrative services
THE JANKOVICH CO	1971	723 S FRIES, SAN PEDRO 90744	Ts-82 ref/energy: gasoline bulk loading	441310	Automotive parts and accessories stores
THE SALVATION ARMY (CALIF CORP)	121507	180 E. OCEAN BLVD. , LONG BEACH 90802	Ts-11 industrial: sector-based inspections	531110	Lessors of residential buildings and dwellings
THE ST. RIP JOINT INC	180571	22624 S. NORMANDIE AVE. UNIT B, TORRANCE 90502	Ts-11 industrial: sector-based inspections	811420	Reupholstery and furniture repair
THRIFTY OIL CO. # 073	161310	23900 AVALON BLVD. , CARSON 90745	Ts-57 toxics: r203 voc extraction	447190	Other gasoline stations
THUMS LONG BEACH	800330	1105 HARBOR SCENIC DR. PIERS J1-J6, LONG BEACH 90802	Ts-11 industrial: sector-based inspections	211111	Crude petroleum and natural gas extraction
THUMS LONG BEACH CO	103299	1205 W. BROADWAY, LONG BEACH 90813	Ts-87 ref/energy: re-refiners	211111	Crude petroleum and natural gas extraction
THUMS LONG BEACH CO	129497	1411 PIER D ST. , LONG BEACH 90802	Ts-11 industrial: sector-based inspections	221112	Fossil fuel electric power generation
THUNDER ST. UDIOS, INC	176909	20434 S. SANTA FE AVE., LONG BEACH 90810	Ts-11 industrial: sector-based inspections	711190	Other performing arts companies
TIDELANDS OIL PROD CO - NC LEASE	151165	900 HENRY FORD AVE. , WILMINGTON 90744	Ts-15 industrial: crude oil production	211111	Crude petroleum and natural gas extraction
TIDELANDS OIL PROD CO - PIER D SOUTH SIT	151196	6 W PIER D ST., LONG BEACH 90802	Ts-15 industrial: crude oil production	211111	Crude petroleum and natural gas extraction

Facility Name	Facility ID	Address	Technical Specialty (TS)	North American Industrial Classification System (NAICS)	
TIDELANDS OIL PRODUCTION CO	800325	949 PIER G AVE., LONG BEACH 90802	Ts-11 industrial: sector-based inspections	211111	Crude petroleum and natural gas extraction
TIDELANDS OIL PRODUCTION CO/A4/A5 SITE	149851	795 HARBOR SCENIC DR, LONG BEACH 90802	Ts-15 industrial: crude oil production	211111	Crude petroleum and natural gas extraction
TIDELANDS OIL PRODUCTION CO/CARRACK	149858	405 CARRACK AVE. , LONG BEACH 90802	Ts-15 industrial: crude oil production	211111	Crude petroleum and natural gas extraction
TIDELANDS OIL PRODUCTION CO/J1 SITE	149854	1000 HARBOR SCENIC DR, LONG BEACH 90802	Ts-15 industrial: crude oil production	211111	Crude petroleum and natural gas extraction
TIDELANDS OIL PRODUCTION CO/J3 SITE	149856	1160 HARBOR SCENIC DR, LONG BEACH 90802	Ts-15 industrial: crude oil production	211111	Crude petroleum and natural gas extraction
TIDELANDS OIL PRODUCTION CO/J4 SITE	149870	1595 PIER J AVE. , LONG BEACH 90802	Ts-15 industrial: crude oil production	211111	Crude petroleum and natural gas extraction
TIDELANDS OIL PRODUCTION CO/PIER A WEST	149881	401 HENRY FORD AVE. , WILMINGTON 90744	Ts-15 industrial: crude oil production	211111	Crude petroleum and natural gas extraction
TIDELANDS OIL PRODUCTION CO/PIER C	149860	1573 PIER C ST., LONG BEACH 90802	Ts-15 industrial: crude oil production	211111	Crude petroleum and natural gas extraction
TIDELANDS OIL PRODUCTION CO/PIER G SITE	149872	1339 PIER G AVE. , LONG BEACH 90802	Ts-15 industrial: crude oil production	211111	Crude petroleum and natural gas extraction
TIDELANDS OIL PRODUCTION CO/PIER J SITE	149880	1755 PIER J AVE. , LONG BEACH 90802	Ts-15 industrial: crude oil production	211111	Crude petroleum and natural gas extraction
TIDELANDS OIL PRODUCTION CO/PIER S. EAST	149879	134 PIER S AVE., LONG BEACH 90802	Ts-15 industrial: crude oil production	211111	Crude petroleum and natural gas extraction
TIDELANDS OIL PRODUCTION CO/PIER T WELLS	151057	855 PIER T ST., LONG BEACH 90802	Ts-15 industrial: crude oil production	211111	Crude petroleum and natural gas extraction
TIDELANDS OIL PRODUCTION CO/REEF SITE	149884	875 QUEENSWAY DR, LONG BEACH 90802	Ts-15 industrial: crude oil production	211111	Crude petroleum and natural gas extraction
TIDELANDS OIL PRODUCTION CO/STANDARD LEA	149885	1498 LONG BEACH FWY, LONG BEACH 90802	Ts-15 industrial: crude oil production	211111	Crude petroleum and natural gas extraction

Appendix 4-75

Facility Name	Facility ID	Address	Technical Specialty (TS)	North American Industrial Classification System (NAICS)	
TIDELANDS OIL PRODUCTION CO/W WELLS SITE	149883	3100 W. OCEAN BLVD. , LONG BEACH 90802	Ts-15 industrial: crude oil production	211111	Crude petroleum and natural gas extraction
TIDELANDS OIL PRODUCTION CO/WEST DOW	149886	3555 DOCK ST. , LONG BEACH 90802	Ts-15 industrial: crude oil production	211111	Crude petroleum and natural gas extraction
TIDELANDS OIL PRODUCTION CO/YARD PROD YA	149825	705 S. PICO AVE. , LONG BEACH 90802	Ts-15 industrial: crude oil production	211111	Crude petroleum and natural gas extraction
TIDELANDS OIL PRODUCTION CO/Z1 SITE	149847	650 PIER F AVE. , LONG BEACH 90802	Ts-15 industrial: crude oil production	211111	Crude petroleum and natural gas extraction
TIDELANDS OIL PRODUCTION COMPANY	136965	975 PIER F AVE. , LONG BEACH 90802	Ts-11 industrial: sector-based inspections	211111	Crude petroleum and natural gas extraction
TIDELANDS OIL PRODUCTION COMPANY	144798	1380 PIER F AVE. , LONG BEACH 90802	Ts-11 industrial: sector-based inspections	211111	Crude petroleum and natural gas extraction
TIDELANDS OIL PRODUCTION COMPANY ETAL	68117	552 PIER T AVE. , LONG BEACH 90802	Ts-15 industrial: crude oil production	211111	Crude petroleum and natural gas extraction
TIDELANDS OIL PRODUCTION COMPANY ETAL	68118	230 S. PICO AVE. , LONG BEACH 90802	Ts-11 industrial: sector-based inspections	211111	Crude petroleum and natural gas extraction
TIDELANDS OIL PRODUCTION COMPANY, ETAL	68112	228 PIER D AVE. , LONG BEACH 90802	Ts-15 industrial: crude oil production	211111	Crude petroleum and natural gas extraction
TIDELANDS OIL PRODUCTION/PIER E. SITE	149867	1001 W PIER E ST., LONG BEACH 90802	Ts-15 industrial: crude oil production	211111	Crude petroleum and natural gas extraction
TIME WARNER CABLE	157180	605 E. G ST. , WILMINGTON 90744	Ts-11 industrial: sector-based inspections	515210	Cable and other subscription programming
TJ INVESTMENTS, TOM SCOTT DBA	141741	3329 LINDEN AVE. , LONG BEACH 90807	Ts-15 industrial: crude oil production	523910	Miscellaneous intermediation
TJH CLASSIC CARS LLC	160013	903 E. WALNUT ST. , CARSON 90746	Ts-11 industrial: sector-based inspections	441120	Used car dealers

Facility Name	Facility ID	Address	Technical Specialty (TS)	North American Industrial Classification System (NAICS)	
				NAICS Code	NAICS Description
TMC CO.	61501	16334 S. AVALON, CARSON 90746	Ts-12 industrial sources - out of business and change of ownership	333511	Industrial mold manufacturing
TOM'S BODY SHOP	53702	1011 W. 167TH ST. , GARDENA 90247	Ts-12 industrial sources - out of business and change of ownership	811111	General automotive repair
TOM'S BURGER #9	74258	1101 AVALON BLVD. , WILMINGTON 90744	Ts-31 area sources: rule 222 equipment	722513	Limited-service restaurants
TOM'S BURGERS #1	75581	201 W. ANAHEIM ST. , WILMINGTON 90744	Ts-31 area sources: rule 222 equipment	722513	Limited-service restaurants
TORN & GLASSER, INC	106327	18933 S. REYES AVE. , RANCHO DOMINGUEZ 90221	Ts-11 industrial: sector-based inspections	493110	General warehousing and storage
TORRANCE LOGISTICS COMPANY LLC	182816	551 PILCHARD ST. , SAN PEDRO 90731	Ts-11 industrial: sector-based inspections	488999	All other support activities for transportation
TORRANCE LOGISTICS COMPANY, LLC	182753	799 S. SEASIDE AVE. B #238-240, TERMINAL ISLAND 90731	Ts-05 title v (only) facility	488999	All other support activities for transportation
TOTAL TERMINALS LLC	139128	301 HANJIN RD, LONG BEACH 90802	Ts-11 industrial: sector-based inspections	488320	Marine cargo handling
TOTAL TIRES INC	137944	19118 S. REYES AVE. , COMPTON 90221	Ts-11 industrial: sector-based inspections	441320	Tire dealers
TOYOTA LOGISTICS SERVICES, INC	38908	785 EDISON AVE. , LONG BEACH 90813	Ts-11 industrial: sector-based inspections	423110	Automobile and other motor vehicle merchant wholesalers
TP INDUSTRIAL, INC	51619	525 E. ALONDRA BLVD. , GARDENA 90248	Ts-57 toxics: r203 voc extraction	531190	Lessors of other real estate property
TRANS PACIFIC CONTAINER	138955	920 W. HARRY BRIDGES BLVD. , WILMINGTON 90744	Ts-11 industrial: sector-based inspections	488320	Marine cargo handling

Appendix 4-77

Facility Name	Facility ID	Address	Technical Specialty (TS)	North American Industrial Classification System (NAICS)	
TRU-CUT INC	144697	141 E. 157TH ST. , GARDENA 90248	Ts-11 industrial: sector-based inspections	333112	Lawn and garden tractor and home lawn and garden equipment manufacturing
TRY-COAT DIV OF P.E. WHITE & SON INC	76337	346 E. ALONDRA, GARDENA 90248	Ts-12 industrial sources - out of business and change of ownership	423830	Industrial machinery and equipment merchant wholesalers
TTX COMPANY	183265	710 EARLE ST. , SAN PEDRO 90731	Ts-11 industrial: sector-based inspections	484121	General freight trucking, long-distance, truckload
TURCO PRODUCTS INC	54124	24700 S. MAIN ST. , CARSON 90745	Ts-60 toxics: rule 1166 plans	424690	Other chemical and allied products merchant wholesalers
U.S. HANGER COMPANY, LLC	156628	17501 S. DENVER AVE., GARDENA 90248	Ts-11 industrial: sector-based inspections	326199	Other plastics product manufacturing
ULTRAMAR INC	63728	2402 E. ANAHEIM ST. , WILMINGTON 90744	Ts-81 ref/energy: refineries	324110	Petroleum refineries
ULTRAMAR INC	800026	2402 E. ANAHEIM ST. , WILMINGTON 90744	Ts-01 cycle i reclaim/title v facility	324110	Petroleum refineries
ULTRAMAR INC	800198	961 LA PALOMA AVE., WILMINGTON 90744	Ts-05 title v (only) facility	493190	Other warehousing and storage
ULTRAMAR INC UNIT NO.23	63740	2402 E. ANAHEIM ST. , WILMINGTON 90744	Ts-81 ref/energy: refineries	211111	Crude petroleum and natural gas extraction
ULTRAMAR INC, UNIT NO.13	63746	2402 E. ANAHEIM ST. , WILMINGTON 90744	Ts-91 ref/energy: floating roof tanks	211111	Crude petroleum and natural gas extraction
ULTRAMAR REFINING UNIT NO.11	63729	2402 E. ANAHEIM ST. , WILMINGTON 90744	Ts-81 ref/energy: refineries	324110	Petroleum refineries
ULTRAMAR, INC	127749	1220 N. ALAMEDA ST. , WILMINGTON 90744	Ts-11 industrial: sector-based inspections	493190	Other warehousing and storage

Facility Name	Facility ID	Address	Technical Specialty (TS)	North American Industrial Classification System (NAICS)	
UNIBODY AUTO COLLISION	163349	16401 S. AVALON BLVD. , CARSON 90746	Ts-11 industrial: sector-based inspections	811121	Automotive body, paint, and interior repair and maintenance
UNION BANK BLDG, 400 OCEANGATE LTD.	69263	400 OCEANGATE BLVD., LONG BEACH 90802	Ts-11 industrial: sector-based inspections	531210	Offices of real estate agents and brokers
UNION BANK BLDG, KEESAL, YOUNG & LOGAN	105432	400 OCEANGATE, LONG BEACH 90802	Ts-30 area sources: charbroilers	541110	Offices of lawyers
UNION PACIFIC RAILROAD	122101	2442 E. CARSON ST. , CARSON 90810	Ts-11 industrial: sector-based inspections	482111	Line-haul railroads
UNION PACIFIC RAILROAD	144572	2401 E. SEPULVEDA BLVD. , LONG BEACH 90810	Ts-11 industrial: sector-based inspections	332323	Ornamental and architectural metal work manufacturing
UNION PACIFIC RAILROAD - DOLORES FACILIT	125245	2442 E. CARSON ST. , CARSON 90810	Ts-11 industrial: sector-based inspections	524210	Insurance agencies and brokerages
UNION SUPPLY GROUP	184082	2301 E. PACIFICA PLACE , RANCHO DOMINGUEZ 90220	Ts-11 industrial: sector-based inspections	424410	General line grocery merchant wholesalers
UNITED FABRICARE SUPPLY INC	93487	1237 W. WALNUT ST. , COMPTON 90220	Ts-11 industrial: sector-based inspections	423850	Service establishment equipment and supplies merchant wholesalers
UNITED FAMILY LLC	160523	3401 LONG BEACH BLVD. , LONG BEACH 90807	Ts-40 service stations: retail gasoline dispensing (from ts 12)	447190	Other gasoline stations
UNITED PACIFIC #0217	188655	22222 WILMINGTON AVE., CARSON 90745	Ts-40 service stations: retail gasoline dispensing (from ts 12)	447190	Other gasoline stations
UNITED RENTAL	145733	2020 W. PACIFIC COAST HIGHWAY, LONG BEACH 90810	Ts-11 industrial: sector-based inspections	532490	Other commercial and industrial machinery and equipment rental and leasing

Facility Name	Facility ID	Address	Technical Specialty (TS)	North American Industrial Classification System (NAICS)	
UNOCAL OIL CO OF CAL, OIL & GAS DIV	8934	17810 S. CENTRAL AVE. , COMPTON 90220	Ts-09 non-inspection: potential inactivations (from ts 10)	561730	Landscaping services
URBAN VILLAGE APARTMENTS	176594	1081 LONG BEACH BLVD. , LONG BEACH 90813	Ts-11 industrial: sector-based inspections	561990	All other support services
US BORAX & CHEM CORP	2983	300 FALCON ST. , WILMINGTON 90744	Ts-11 industrial: sector-based inspections	325180	Other basic inorganic chemical manufacturing
US BORAX & CHEM CORP UNIT NO. 2	18636	300 FALCON ST. , WILMINGTON 90744	Ts-11 industrial: sector-based inspections	325180	Other basic inorganic chemical manufacturing
US BORAX & CHEM CORP UNIT NO. 9	8066	300 FALCON ST. , WILMINGTON 90744	Ts-11 industrial: sector-based inspections	325180	Other basic inorganic chemical manufacturing
US BORAX INC	9638	300 FALCON ST. , WILMINGTON 90744	Ts-11 industrial: sector-based inspections	325180	Other basic inorganic chemical manufacturing
US BORAX INC	800149	300 FALCON ST. , WILMINGTON 90744	Ts-04 cycle ii reclaim/non-title v facility	325180	Other basic inorganic chemical manufacturing
US COAST GUARD ISC SAN PEDRO	4722	1001 S. SEASIDE AVE. BLDG 10, SAN PEDRO 90731	Ts-11 industrial: sector-based inspections	928110	National security
US GOVT, FED CORRECTIONAL INST (FCI)	25248	1299 S. SEASIDE (TERMINAL ISLAND) AVE. , SAN PEDRO 90731	Ts-11 industrial: sector-based inspections	922140	Correctional facilities
V & J POWDER COATINGS, INC	138283	135 E. 163RD ST. , GARDENA 90248	Ts-11 industrial: sector-based inspections	444120	Paint and wallpaper stores
VALERO WILMINGTON ASPHALT PLANT	800393	1651 ALAMEDA ST. , WILMINGTON 90744	Ts-81 ref/energy: refineries	324121	Asphalt paving mixture and block manufacturing
VALLEY OF THE SUN COSMETICS, LLC	175407	535 PATRICE PLACE , GARDENA 90248	Ts-11 industrial: sector-based inspections	424210	Drugs and druggists' sundries merchant wholesalers

Appendix 4-80

Facility Name	Facility ID	Address	Technical Specialty (TS)	North American Industrial Classification System (NAICS)	
VALMONT COATINGS, CALWEST GALVANIZING	118817	2226 E. DOMINGUEZ ST. , LONG BEACH 90810	Ts-11 industrial: sector-based inspections	332812	Metal coating, engraving (except jewelry and silverware), and allied services to manufacturers
VAZQUEZ BODY REPAIR	133484	434 N. AVALON BLVD. , WILMINGTON 90744	Ts-11 industrial: sector-based inspections	811121	Automotive body, paint, and interior repair and maintenance
VICTORIA GOLF COURSE	112037	340 E. 192ND ST. , CARSON 90746	Ts-51 toxics: landfills, other	713910	Golf courses and country clubs
VILI GROUP INC	178964	1430 E. PACIFIC COAST HIGHWAY, WILMINGTON 90744	Ts-40 service stations: retail gasoline dispensing (from ts 12)	447190	Other gasoline stations
VINOTEMP, INT'L	111461	17631 SUSANA RD, RANCHO DOMINGUEZ 90221	Ts-11 industrial: sector-based inspections	337125	Household furniture (except wood and metal) manufacturing
VIRGINIA COUNTRY CLUB	129050	4602 VIRGINIA RD, LONG BEACH 90807	Ts-11 industrial: sector-based inspections	713910	Golf courses and country clubs
VISTA COVE CARE CENTER AT LONG BEACH	178315	3401 CEDAR AVE., LONG BEACH 90807	Ts-11 industrial: sector-based inspections	623110	Nursing care facilities (skilled nursing facilities)
VONS # 1625	144716	1260 W. REDONDO BEACH BLVD. , GARDENA 90247	Ts-11 industrial: sector-based inspections	445110	Supermarkets and other grocery (except convenience) stores
VONS FUEL CENTER #1625	127286	1320 W. REDONDO BEACH BLVD. , GARDENA 90247	Ts-40 service stations: retail gasoline dispensing (from ts 12)	445110	Supermarkets and other grocery (except convenience) stores
VOPAK TERMINAL LONG BEACH INC,A DELAWARE	137722	3601 DOCK ST. , SAN PEDRO 90731	Ts-84 ref/energy: marine term. & tank facilities	493190	Other warehousing and storage

Appendix 4-81

Facility Name	Facility ID	Address	Technical Specialty (TS)	North American Industrial Classification System (NAICS)	
VOPAK TERMINAL LOS ANGELES, INC.	6586	401 CANAL ST. , WILMINGTON 90744	Ts-84 ref/energy: marine term. & tank facilities	488320	Marine cargo handling
VOPAK TERMINAL LOS ANGELES, INC.	21482	2200 PACIFIC COAST HIGHWAY , WILMINGTON 90744	Ts-91 ref/energy: floating roof tanks	488320	Marine cargo handling
W/GL OCEAN AVENUE LB HOLDINGS VII, LLC	181084	1 WORLD TRADE CENTER #198, LONG BEACH 90831	Ts-11 industrial: sector-based inspections	531120	Lessors of nonresidential buildings (except miniwarehouses)
WALMART #5072	144703	19503 S. NORMANDIE AVE. , TORRANCE 90502	Ts-11 industrial: sector-based inspections	452112	Discount department stores
WARD'S DUMP CLOSED LANDFILL	173743	777 W. 190TH ST. , GARDENA 90248	Ts-50 toxics: landfills, gas collection	562212	Solid waste landfill
WARREN E & P INC	156331	709 E. E ST. , WILMINGTON 90744	Ts-15 industrial: crude oil production	211111	Crude petroleum and natural gas extraction
WARREN E & P, INC	156418	1445 JUDSON AVE., LONG BEACH 90813	Ts-15 industrial: crude oil production	211111	Crude petroleum and natural gas extraction
WARREN E&P, INC	144681	625 E. ANAHEIM ST. , WILMINGTON 90744	Ts-15 industrial: crude oil production	211111	Crude petroleum and natural gas extraction
WARREN E. & P, INC.	149027	2209 E. I ST. , WILMINGTON 90744	Ts-15 industrial: crude oil production	211111	Crude petroleum and natural gas extraction
WASHINGTON IRON WORKS	43457	17926 S. BROADWAY, GARDENA 90247	Ts-11 industrial: sector-based inspections	332323	Ornamental and architectural metal work manufacturing
WASTE MANAGEMENT CARSON TRANSFER ST. ATION	143890	321 FRANCISCO ST. , CARSON 90745	Ts-52 toxics: transfer stations	562219	Other nonhazardous waste treatment and disposal
WASTE MANAGEMENT, INC.	47634	1970 E. 213TH ST. , CARSON 90810	Ts-11 industrial: sector-based inspections	562219	Other nonhazardous waste treatment and disposal
WATERMAN SUPPLY COMPANY	140366	910 MAHAR AVE. , WILMINGTON 90744	Ts-11 industrial: sector-based inspections	423860	Transportation equipment and supplies (except motor vehicle) merchant wholesalers

Appendix 4-82

Facility Name	Facility ID	Address	Technical Specialty (TS)	North American Industrial Classification System (NAICS)	
WATSON BUILDING 201	159259	2000 CARSON ST. , CARSON 90810	Ts-11 industrial: sector-based inspections	531120	Lessors of nonresidential buildings (except miniwarehouses)
WATSON LAND CO	124761	21750 ARNOLD CENTER RD, LONG BEACH 90810	Ts-11 industrial: sector-based inspections	531120	Lessors of nonresidential buildings (except miniwarehouses)
WATSON LEGACY 219	158964	2116 E. 220TH ST. , CARSON 90810	Ts-11 industrial: sector-based inspections	531120	Lessors of nonresidential buildings (except miniwarehouses)
WATSON PARTNERS	128757	18831 FERRIS PL, RANCHO DOMINGUEZ 90220	Ts-11 industrial: sector-based inspections	531120	Lessors of nonresidential buildings (except miniwarehouses)
WATSON PARTNERS, LP	170506	19702 S. MAIN ST. , CARSON 90746	Ts-51 toxics: landfills, other	531120	Lessors of nonresidential buildings (except miniwarehouses)
WEST BASIN CONTAINER TERMINAL (WBCT) LLC	150720	2050 JOHN S. GIBSON BLVD. , SAN PEDRO 90731	Ts-11 industrial: sector-based inspections	424130	Industrial and personal service paper merchant wholesalers
WEST COAST AEROSPACE	113268	24224 BROAD ST. , CARSON 90745	Ts-11 industrial: sector-based inspections	423840	Industrial supplies merchant wholesalers
WEST OCEAN ASSOCIATION	148323	400 W. OCEAN BLVD. , LONG BEACH 90802	Ts-11 industrial: sector-based inspections	531190	Lessors of other real estate property
WEST OCEAN ASSOCIATION	149509	411 W. SEASIDE WAY, LONG BEACH 90802	Ts-11 industrial: sector-based inspections	813990	Other similar organizations (except business, professional, labor, and political organizations)
WEST WOOD PRODUCTS INC	136337	2943 E. LAS HERMANAS ST. , COMPTON 90221	Ts-11 industrial: sector-based inspections	337122	Nonupholstered wood household furniture manufacturing

Facility Name	Facility ID	Address	Technical Specialty (TS)	North American Industrial Classification System (NAICS)	
WEST. COAST. SANDBLASTING, INC.	162265	1516 HAYES AVE., LONG BEACH 90813	Ts-11 industrial: sector-based inspections	238990	All other specialty trade contractors
WESTERN AIR & REFRIGERATION CO	2090	15914 S. AVALON BLVD. , RANCHO DOMINGUEZ 90220	Ts-12 industrial sources - out of business and change of ownership	238220	Plumbing, heating, and air-conditioning contractors
WESTERN FUEL GROUP, INC	180438	900 W. SEPULVEDA BLVD. , HARBOR CITY 90710	Ts-40 service stations: retail gasoline dispensing (from ts 12)	424720	Petroleum and petroleum products merchant wholesalers (except bulk stations and terminals)
WESTERN SHIELD ACQUISITIONS LLC	151495	2146 E. GLADWICK ST. , RANCHO DOMINGUEZ 90220	Ts-11 industrial: sector-based inspections	323111	Commercial printing (except screen and books)
WILLOW CLEANERS	16151	440 W. WILLOW ST. , LONG BEACH 90806	Ts-11 industrial: sector-based inspections	812320	Dry-cleaning and laundry services (except coin-operated)
WILMINGTON IRON WORKS, INC	44077	432 W. C ST. , WILMINGTON 90744	Ts-11 industrial: sector-based inspections	332710	Machine shops
WILMINGTON LIQUID BULK TERM INC GNRL	54004	401 CANAL AVE. , WILMINGTON 90744	Ts-91 ref/energy: floating roof tanks	424710	Petroleum bulk stations and terminals
WILMINGTON PARK INC	154445	21633 S. WILMINGTON AVE., LONG BEACH 90810	Ts-40 service stations: retail gasoline dispensing (from ts 12)	238990	All other specialty trade contractors
WOODCRAFTERS	130386	1560 W. ESTHER ST. , LONG BEACH 90813	Ts-12 industrial sources - out of business and change of ownership	442291	Window treatment stores
WWL VEHICLE SERVICES AMERICAS, INC.	54369	500 E. WATER ST. , WILMINGTON 90744	Ts-11 industrial: sector-based inspections	423120	Motor vehicle supplies and new parts merchant wholesalers

Facility Name	Facility ID	Address	Technical Specialty (TS)	North American Industrial Classification System (NAICS)	
WYREFAB INC.	161769	15777 S. BROADWAY, GARDENA 90248	Ts-11 industrial: sector-based inspections	332618	Other fabricated wire product manufacturing
XEROX	183624	18016 S. FIGUEROA ST. , GARDENA 90248	Ts-11 industrial: sector-based inspections	333318	Other commercial and service industry machinery manufacturing
XO COMMUNICATIONS	122227	200 PINE AVE. , LONG BEACH 90802	Ts-11 industrial: sector-based inspections	517911	Telecommunications resellers
Y&S UPHOLSTERY INC DBA A-1 AUTO REPAIR	177105	16601 S. VERMONT AVE., GARDENA 90247	Ts-11 industrial: sector-based inspections	811111	General automotive repair
YOPLAIT USA INC	21858	1055 E. SANDHILL AVE. , CARSON 90746	Ts-11 industrial: sector-based inspections	311511	Fluid milk manufacturing
YUSEN LOGISTICS (AMERICAS), INC.	145470	2417 E. CARSON ST. , LONG BEACH 90810	Ts-11 industrial: sector-based inspections	493110	General warehousing and storage
YUSEN TERMINALS LLC	139464	701 NEW DOCK ST. (BERTHS 212-215), TERMINAL ISLAND 90731	Ts-11 industrial: sector-based inspections	483113	Coastal and great lakes freight transportation
ZYNOLYTE PRODUCTS COMPANY	95430	2320 E. DOMINGUEZ ST. , CARSON 90810	Ts-12 industrial sources - out of business and change of ownership	424950	Paint, varnish, and supplies merchant wholesalers

Summary of All Complaints Receivedⁱⁱ from January 2016 to December 2018

This table contains a summary of the number of complaints received by complaint type and sorted by their disposition between January 2016 and December 2018.

Complaint Disposition	Asbestos	Dust	Odors	Open Fire	Overspray	Residential Wood Burning	Service Stations	Smoke	Spots	Other	Total
Notice of Violation Issued	4	7	51		2			50		10	124
Notice To Comply Issued	30	13	19		7		1	3		5	78
Tag Issued to Service Station							1				1
Referred to Another Agency	2	1	11		3		3	4	1	4	29
No Enforcement Action Taken ⁱⁱⁱ	68	193	1563	26	18	22	9	254	1	173	2327
Investigation in Progress; Disposition Pending	5	1	9				1	16		5	37

ⁱⁱ The complaint information, queried in May 2019, is based on the following Zip Codes: 90220, 90221, 90247, 90248, 90501, 90502, 90710, 90731, 90732, 90755, 90802, 90805, 90806, 90807, and 90813.

ⁱⁱⁱ *No Enforcement Action Taken* means that the complaint investigation has concluded but did not result in any formal enforcement action. For example, an alleged air pollution source may have been operating in compliance at the time of the inspection or the event underlying the complaint was no longer occurring.

Grand Total	109	215	1653	26	30	22	15	327	2	197	2596
--------------------	------------	------------	-------------	-----------	-----------	-----------	-----------	------------	----------	------------	-------------

List of All Inspections Conducted from January 2016 to December 2018

This table contains a list of inspections conducted within the WCWLB between January 2016 and December 2018.

Facility Name	Facility ID	Address	City	Zip	Technical Specialty (TS)	Inspection Date	Enforcement Action
3777+ PARTNERS LP, HOWARD CDM	164098	3745 LONG BEACH BLVD #150	Long beach	90807	Ts-11 industrial: sector-based inspections	2/24/2016	
4 STARS AUTO DISM & SALES	126287	921 N HENRY FORD AVE	Wilmington	90744	Ts-11 industrial: sector-based inspections	12/7/2016	✓
A & A READY MIXED CONCRETE INC	150574	900 E PATTERSON	Signal hill	90755	Ts-11 industrial: sector-based inspections	3/1/2018	✓
A AND B AUTO REPAIR AND BODY SHOP	183380	16220 S VERMONT AVE	Gardena	90247	Ts-11 industrial: sector-based inspections	8/29/2017	✓
A AND B AUTO REPAIR AND PAINT	145121	16220 S VERMONT AVE	Gardena	90247	Ts-11 industrial: sector-based inspections	7/20/2016	✓
A AND B AUTO REPAIR AND PAINT	145121	16220 S VERMONT AVE	Gardena	90247	Ts-11 industrial: sector-based inspections	6/15/2017	✓
ABB, INC.	158751	23831 S BANNING BLVD	Carson	90745	Ts-11 industrial: sector-based inspections	1/6/2017	
ABC ARCO FA CHAI CORP	170522	810 W SEPULVEDA BLVD	Harbor city	90710	Ts-40 service stations: retail gasoline dispensing (from ts 12)	4/5/2016	✓
ABC ARCO FA CHAI CORP	170522	810 W SEPULVEDA BLVD	Harbor city	90710	Ts-40 service stations: retail gasoline dispensing (from ts 12)	3/7/2017	✓

Facility Name	Facility ID	Address	City	Zip	Technical Specialty (TS)	Inspection Date	Enforcement Action
ABZ, INC. DBA ARCO AM/PM	150408	6001 N LONG BEACH BLVD	Long beach	90805	Ts-40 service stations: retail gasoline dispensing (from ts 12)	5/30/2018	✓
ACCU CROME PLATING CO INC	5137	115 W 154TH ST	Gardena	90248	Ts-75 toxics: chrome plating	9/28/2016	
ACCU CROME PLATING CO INC	5137	115 W 154TH ST	Gardena	90248	Ts-75 toxics: chrome plating	12/16/2016	
ACCU CROME PLATING CO INC	5137	115 W 154TH ST	Gardena	90248	Ts-75 toxics: chrome plating	6/26/2017	
ACCU CROME PLATING CO INC	5137	115 W 154TH ST	Gardena	90248	Ts-75 toxics: chrome plating	9/25/2017	✓
ACCU CROME PLATING CO INC	5137	115 W 154TH ST	Gardena	90248	Ts-75 toxics: chrome plating	12/4/2017	
ACCU CROME PLATING CO INC	5137	115 W 154TH ST	Gardena	90248	Ts-75 toxics: chrome plating	3/8/2018	
ACCU CROME PLATING CO INC	5137	115 W 154TH ST	Gardena	90248	Ts-75 toxics: chrome plating	5/2/2018	
ACCU CROME PLATING CO INC	5137	115 W 154TH ST	Gardena	90248	Ts-75 toxics: chrome plating	7/31/2018	
ACCU CROME PLATING CO INC	5137	115 W 154TH ST	Gardena	90248	Ts-75 toxics: chrome plating	7/31/2018	
ACCU CROME PLATING CO INC	5137	115 W 154TH ST	Gardena	90248	Ts-75 toxics: chrome plating	10/25/2018	
ACCU CROME PLATING CO INC	5137	115 W 154TH ST	Gardena	90248	Ts-75 toxics: chrome plating	10/26/2018	
ACE WELDING & IRONWORKS, INC.	165667	15514 S FIGUEROA ST	Gardena	90248	Ts-11 industrial: sector-based inspections	3/1/2016	✓

Appendix 4-88

Facility Name	Facility ID	Address	City	Zip	Technical Specialty (TS)	Inspection Date	Enforcement Action
ACES COLLISION CENTER INC	182076	16116 S MAIN ST	Gardena	90248	Ts-11 industrial: sector-based inspections	8/30/2016	✓
ACME AUTO HEAD LINING CO	124314	550 W 16TH ST	Long beach	90813	Ts-11 industrial: sector-based inspections	2/19/2016	
ADVANTECH OF CA LLC CIRCLE DRY CLEANERS	182184	20626 BELSHAW AVE	Carson	90746	Ts-11 industrial: sector-based inspections	8/31/2017	✓
AG-FUME SERVICE INC	101667	BERTHS 206 & 207	Long beach	90802	Ts-56 toxics: toxic stationary source	3/29/2016	
AG-FUME SERVICE INC	101667	BERTHS 206 & 207	Long beach	90802	Ts-56 toxics: toxic stationary source	4/20/2017	
AG-FUME SERVICE INC	101667	BERTHS 206 & 207	Long beach	90802	Ts-56 toxics: toxic stationary source	9/10/2018	
AIR PROD & CHEM INC	3417	23300 S ALAMEDA ST	Carson	90810	Ts-01 cycle i reclaim/title v facility	2/15/2017	
AIR PROD & CHEM INC	3417	23300 S ALAMEDA ST	Carson	90810	Ts-01 cycle i reclaim/title v facility	9/19/2018	
AIR PROD & CHEM INC	3417	23300 S ALAMEDA ST	Carson	90810	Ts-01 cycle i reclaim/title v facility	9/19/2018	✓
AIR PRODUCTS AND CHEMICALS, INC.	101656	700 N HENRY FORD AVE	Wilmington	90744	Ts-02 cycle ii reclaim/title v facility	9/23/2016	
AIR PRODUCTS AND CHEMICALS, INC.	101656	700 N HENRY FORD AVE	Wilmington	90744	Ts-02 cycle ii reclaim/title v facility	1/10/2017	
AIR PRODUCTS AND CHEMICALS, INC.	101656	700 N HENRY FORD AVE	Wilmington	90744	Ts-02 cycle ii reclaim/title v facility	9/21/2017	
AIR PRODUCTS AND CHEMICALS, INC.	101656	700 N HENRY FORD AVE	Wilmington	90744	Ts-02 cycle ii reclaim/title v facility	8/29/2018	
AJRC INC	166599	21700 S VERMONT AVE	Torrance	90502	Ts-40 service stations: retail gasoline dispensing (from ts 12)	9/5/2017	

Appendix 4-89

Facility Name	Facility ID	Address	City	Zip	Technical Specialty (TS)	Inspection Date	Enforcement Action
AL LARSON BOAT SHOP	21862	1046 S SEASIDE	Terminal island	90731	Ts-11 industrial: sector-based inspections	2/21/2018	✓
ALBERTSONS STORE #132	174437	101 E WILLOW ST	Long beach	90806	Ts-11 industrial: sector-based inspections	2/18/2016	✓
ALBERTSONS STORE #2935	174438	110 E CARSON ST	Carson	90745	Ts-11 industrial: sector-based inspections	4/13/2016	
ALBERTSONS STORE #3859	174450	200 E SEPULVEDA BLVD	Carson	90745	Ts-11 industrial: sector-based inspections	4/13/2016	
ALLIED QUALITY CLEANERS	133179	1212 W ANAHEIM BLVD STE C	Harbor city	90710	Ts-11 industrial: sector-based inspections	5/24/2016	✓
ALLOY PROCESSING	117435	1900 W WALNUT	Compton	90220	Ts-75 toxics: chrome plating	2/5/2016	
ALLOY PROCESSING	117435	1900 W WALNUT	Compton	90220	Ts-75 toxics: chrome plating	5/3/2016	
ALLOY PROCESSING	117435	1900 W WALNUT	Compton	90220	Ts-75 toxics: chrome plating	8/25/2016	
ALLOY PROCESSING	117435	1900 W WALNUT	Compton	90220	Ts-75 toxics: chrome plating	11/4/2016	
ALLOY PROCESSING	117435	1900 W WALNUT	Compton	90220	Ts-75 toxics: chrome plating	3/1/2017	
ALLOY PROCESSING	117435	1900 W WALNUT	Compton	90220	Ts-75 toxics: chrome plating	4/26/2017	✓
ALLOY PROCESSING	117435	1900 W WALNUT	Compton	90220	Ts-75 toxics: chrome plating	8/18/2017	✓
ALLOY PROCESSING	117435	1900 W WALNUT	Compton	90220	Ts-75 toxics: chrome plating	8/18/2017	✓
ALLOY PROCESSING	117435	1900 W WALNUT	Compton	90220	Ts-75 toxics: chrome plating	12/27/2017	

Appendix 4-90

Facility Name	Facility ID	Address	City	Zip	Technical Specialty (TS)	Inspection Date	Enforcement Action
ALLOY PROCESSING	117435	1900 W WALNUT	Compton	90220	Ts-75 toxics: chrome plating	2/14/2018	✓
ALLOY PROCESSING	117435	1900 W WALNUT	Compton	90220	Ts-75 toxics: chrome plating	6/28/2018	
ALLOY PROCESSING	117435	1900 W WALNUT	Compton	90220	Ts-75 toxics: chrome plating	9/20/2018	
ALLOY PROCESSING	117435	1900 W WALNUT	Compton	90220	Ts-75 toxics: chrome plating	12/4/2018	
ALLOY PROCESSING	173049	1401 W ARTESIA BLVD	Compton	90220	Ts-74 toxics: non-chrome plating	2/14/2018	
ALPINE AUTO BODY INC.	171091	444 E ANAHEIM	Long beach	90813	Ts-11 industrial: sector-based inspections	2/23/2016	
ALVIN'S AUTO BODY & PAINT	60697	3333 OLIVE AVE	Signal hill	90755	Ts-11 industrial: sector-based inspections	7/29/2016	✓
AMERICAN OIL	185084	6850 LONG BEACH BLVD	Long beach	90805	Ts-40 service stations: retail gasoline dispensing (from ts 12)	10/3/2017	✓
AMERICAN PET CORP	158433	1410 W PACIFIC COAST HWY	Long beach	90810	Ts-40 service stations: retail gasoline dispensing (from ts 12)	8/25/2016	✓
AMERIGAS	8418	16800 S MAIN ST	Gardena	90248	Ts-11 industrial: sector-based inspections	5/10/2018	
AMERIGAS	8418	16800 S MAIN ST	Gardena	90248	Ts-11 industrial: sector-based inspections	6/22/2018	
AMERIPARK INC	152730	65 S CEDAR AVE	Long beach	90802	Ts-11 industrial: sector-based inspections	5/11/2016	

Appendix 4-91

Facility Name	Facility ID	Address	City	Zip	Technical Specialty (TS)	Inspection Date	Enforcement Action
ANHEUSER-BUSCH SALES-BEACH CITIES	133656	20499 REEVES AVE	Carson	90810	Ts-11 industrial: sector-based inspections	4/26/2017	
ANSCHUTZ SOUTHERN CAL SPORTS COMPLEX LLC	136321	18400 AVALON BLVD	Carson	90746	Ts-11 industrial: sector-based inspections	2/17/2016	✓
APRO LLC DBA UNITED OIL #105	177876	3631 SANTA FE	Long beach	90810	Ts-40 service stations: retail gasoline dispensing (from ts 12)	4/26/2018	✓
APRO LLC DBA UNITED OIL #106	177877	305 W ANAHEIM	Wilmington	90744	Ts-40 service stations: retail gasoline dispensing (from ts 12)	4/28/2017	✓
APRO LLC DBA UNITED OIL #115	177902	3396 ATLANTIC BLVD	Long beach	90807	Ts-40 service stations: retail gasoline dispensing (from ts 12)	8/26/2016	
APRO LLC DBA UNITED OIL #118	177904	501 W 7TH ST	Long beach	90813	Ts-40 service stations: retail gasoline dispensing (from ts 12)	5/3/2018	✓
APRO LLC DBA UNITED OIL #120	177905	1542 W WILLOW ST	Long beach	90806	Ts-40 service stations: retail gasoline dispensing (from ts 12)	4/26/2018	✓
APRO LLC DBA UNITED OIL #151	177958	909 W PACIFIC COAST HWY	Harbor city	90710	Ts-40 service stations: retail gasoline dispensing (from ts 12)	4/14/2016	
APRO LLC DBA UNITED OIL #151	177958	909 W PACIFIC COAST HWY	Harbor city	90710	Ts-40 service stations: retail gasoline dispensing (from ts 12)	11/28/2018	✓
APRO LLC DBA UNITED OIL #165	177971	300 W CARSON ST	Carson	90745	Ts-40 service stations: retail gasoline dispensing (from ts 12)	11/17/2016	
APRO LLC DBA UNITED OIL #179	177983	22235 FIGUEROA ST	Carson	90745	Ts-40 service stations: retail gasoline dispensing (from ts 12)	11/17/2016	✓

Appendix 4-92

Facility Name	Facility ID	Address	City	Zip	Technical Specialty (TS)	Inspection Date	Enforcement Action
APRO LLC DBA UNITED OIL #32	177843	2995 N LONG BEACH BLVD	Long beach	90806	Ts-40 service stations: retail gasoline dispensing (from ts 12)	8/26/2016	
ARCO #42014, TREASURE FRANCHISE CO LLC	174641	2601 SANTA FE AVE	Long beach	90810	Ts-40 service stations: retail gasoline dispensing (from ts 12)	7/26/2016	
ARCO #42055, TESORO REFINING & MKTG. CO.	174631	124 W PACIFIC COAST HWY	Long beach	90806	Ts-40 service stations: retail gasoline dispensing (from ts 12)	2/16/2017	✓
ARCO #42089	175090	1411 E DEL AMO BLVD	Carson	90746	Ts-40 service stations: retail gasoline dispensing (from ts 12)	4/21/2016	
ARCO #42089	175090	1411 E DEL AMO BLVD	Carson	90746	Ts-40 service stations: retail gasoline dispensing (from ts 12)	5/4/2018	
ARCO #42118	174628	18523 S AVALON BLVD	Carson	90746	Ts-40 service stations: retail gasoline dispensing (from ts 12)	11/16/2017	✓
ARCO-KAVIR, INC.	152617	2195 S SANTA FE	Compton	90221	Ts-40 service stations: retail gasoline dispensing (from ts 12)	5/27/2016	✓
ARCO-KAVIR, INC.	152617	2195 S SANTA FE	Compton	90221	Ts-40 service stations: retail gasoline dispensing (from ts 12)	6/15/2018	✓
ARTISTIC WELDING, INC	167986	505 E GARDENA BLVD	Gardena	90248	Ts-11 industrial: sector-based inspections	8/18/2017	✓
ATLANTIC RETAIL, INC	176237	4385 ATLANTIC AVE	Long beach	90807	Ts-40 service stations: retail gasoline dispensing (from ts 12)	8/2/2018	✓

Appendix 4-93

Facility Name	Facility ID	Address	City	Zip	Technical Specialty (TS)	Inspection Date	Enforcement Action
AVIATION REPAIR SOLUTIONS INC.	147364	1480 CANAL AVE	Long beach	90813	Ts-75 toxics: chrome plating	1/19/2016	
AVIATION REPAIR SOLUTIONS INC.	147364	1480 CANAL AVE	Long beach	90813	Ts-75 toxics: chrome plating	4/7/2016	
AVIATION REPAIR SOLUTIONS INC.	147364	1480 CANAL AVE	Long beach	90813	Ts-75 toxics: chrome plating	7/29/2016	
AVIATION REPAIR SOLUTIONS INC.	147364	1480 CANAL AVE	Long beach	90813	Ts-75 toxics: chrome plating	10/14/2016	
AVIATION REPAIR SOLUTIONS INC.	147364	1480 CANAL AVE	Long beach	90813	Ts-75 toxics: chrome plating	1/26/2017	
AVIATION REPAIR SOLUTIONS INC.	147364	1480 CANAL AVE	Long beach	90813	Ts-75 toxics: chrome plating	4/12/2017	
AVIATION REPAIR SOLUTIONS INC.	147364	1480 CANAL AVE	Long beach	90813	Ts-75 toxics: chrome plating	9/28/2017	
AVIATION REPAIR SOLUTIONS INC.	147364	1480 CANAL AVE	Long beach	90813	Ts-75 toxics: chrome plating	12/28/2017	
AVIATION REPAIR SOLUTIONS INC.	147364	1480 CANAL AVE	Long beach	90813	Ts-75 toxics: chrome plating	3/27/2018	
AVIATION REPAIR SOLUTIONS INC.	147364	1480 CANAL AVE	Long beach	90813	Ts-75 toxics: chrome plating	6/20/2018	
AVIATION REPAIR SOLUTIONS INC.	147364	1480 CANAL AVE	Long beach	90813	Ts-75 toxics: chrome plating	9/19/2018	
AVIATION REPAIR SOLUTIONS INC.	147364	1480 CANAL AVE	Long beach	90813	Ts-75 toxics: chrome plating	11/27/2018	
BDS NATURAL PRODUCTS	149431	1904 E DOMINGUEZ 1/2 ST	Long beach	90810	Ts-11 industrial: sector-based inspections	6/2/2017	✓

Appendix 4-94

Facility Name	Facility ID	Address	City	Zip	Technical Specialty (TS)	Inspection Date	Enforcement Action
BIXBY KNOLLS CLEANERS, LINH CAO	163454	3840 ATLANTIC AVE	Long beach	90807	Ts-11 industrial: sector-based inspections	4/15/2016	✓
BIXBY KNOLLS TOWERS	84659	3737 ATLANTIC AVE	Long beach	90807	Ts-11 industrial: sector-based inspections	5/11/2017	✓
BIXBY KNOLLS TOWERS/RETIREMENT HOUSING F	125774	3747 ATLANTIC AVE	Long beach	90807	Ts-11 industrial: sector-based inspections	5/11/2017	✓
BM AUTO REPAIR	185662	1321 W GARDENA BLVD	Gardena	90247	Ts-11 industrial: sector-based inspections	4/20/2018	
BONNIE'S COURTESY CLEANERS	87774	111 E CARSON ST STE 6 & 7	Carson	90745	Ts-11 industrial: sector-based inspections	6/1/2016	
BREA CANON OIL COMPANY INC	82513	23903 S NORMANDIE	Harbor city	90710	Ts-15 industrial: crude oil production	11/29/2016	✓
BREITBURN OPERATING L.P.	150212	15507 DEBLYNN AVE	Gardena	90247	Ts-15 industrial: crude oil production	2/8/2017	
BRETHREN MANOR SENIOR CARE, LP	182947	3333 PACIFIC PL	Long beach	90806	Ts-11 industrial: sector-based inspections	5/24/2017	
C W SERVICES, INC	133266	1735 SANTA FE AVE	Long beach	90813	Ts-11 industrial: sector-based inspections	6/15/2017	✓
C&J WELL SERVICES INC	179177	19431 S SANTA FE AVE	Rancho dominguez	90220	Ts-11 industrial: sector-based inspections	9/7/2017	
C.J. FIBERGLASS	147172	1335 W 15TH ST	Long beach	90813	Ts-11 industrial: sector-based inspections	5/19/2016	✓
CA GAS MINI MARKET CORPORATION	115124	950 N AVALON BLVD #101	Wilmington	90744	Ts-40 service stations: retail gasoline dispensing (from ts 12)	5/24/2017	✓
CAL STATE UNIVERSITY	134878	401 GOLDEN SHORE	Long beach	90802	Ts-11 industrial: sector-based inspections	3/31/2016	

Appendix 4-95

Facility Name	Facility ID	Address	City	Zip	Technical Specialty (TS)	Inspection Date	Enforcement Action
CAL STATE UNIVERSITY	134878	401 GOLDEN SHORE	Long beach	90802	Ts-11 industrial: sector-based inspections	5/31/2016	
CALIBER COLLISION CENTER	176554	2201 E 223RD ST	Long beach	90810	Ts-11 industrial: sector-based inspections	2/16/2016	✓
CALIBER COLLISION CENTER	176554	2201 E 223RD ST	Long beach	90810	Ts-11 industrial: sector-based inspections	12/7/2017	✓
CALIFORNIA PORTLAND CEMENT CO	151345	19030 S NORMANDIE AVE	Torrance	90502	Ts-11 industrial: sector-based inspections	5/8/2018	
CALIFORNIA SULPHUR CO	47868	2250 E PACIFIC COAST HWY	Wilmington	90744	Ts-11 industrial: sector-based inspections	11/1/2016	
CALIFORNIA WATER SERVICE CO	139513	21718 S ALAMEDA ST	Long beach	90810	Ts-11 industrial: sector-based inspections	8/25/2016	✓
CALIFORNIA WATER SERVICE CO	181296	169 W VICTORIA AVE	Long beach	90805	Ts-11 industrial: sector-based inspections	9/6/2017	
CALIFORNIA WATER SERVICE CO	181314	2116 220TH ST	Carson	90810	Ts-11 industrial: sector-based inspections	6/21/2017	
CALIFORNIA WATER SERVICE COMPANY	170867	4100 SANTA FE AVE	Long beach	90810	Ts-11 industrial: sector-based inspections	6/21/2017	
CAL-TRANS	32191	22101 SANTA FE AVE	Long beach	90810	Ts-11 industrial: sector-based inspections	5/10/2017	
CAMDEN DEVELOPMENT INC.	134515	300 W OCEAN SIDE	Long beach	90802	Ts-11 industrial: sector-based inspections	3/31/2016	
CARBON ACTIVATED CORPORATION	126299	250 E MANVILLE ST	Compton	90220	Ts-11 industrial: sector-based inspections	6/8/2018	✓
CARDLOCK FUELS SYSTEM, INC	180030	15914 S AVALON BLVD	Rancho dominguez	90220	Ts-40 service stations: retail gasoline dispensing (from ts 12)	12/20/2017	

Appendix 4-96

Facility Name	Facility ID	Address	City	Zip	Technical Specialty (TS)	Inspection Date	Enforcement Action
CARDLOCK FUELS SYSTEM, INC.	115488	2720 E CARSON ST	Carson	90810	Ts-40 service stations: retail gasoline dispensing (from ts 12)	5/9/2017	✓
CARSON HANDLING SERVICES	178295	2160 E SEPULVEDA BLVD	Long beach	90810	Ts-11 industrial: sector-based inspections	6/1/2017	
CARSON MINI TRUCK STOP, EDCO STATION INC	110932	101 W VICTORIA	Gardena	90248	Ts-40 service stations: retail gasoline dispensing (from ts 12)	5/22/2018	✓
CARSON TOYOTA	23016	1333 E 223TH ST	Carson	90745	Ts-11 industrial: sector-based inspections	8/9/2016	
CARSON UNION 76, KAMBIZ KATIRAI	153969	1025 E CARSON	Carson	90745	Ts-40 service stations: retail gasoline dispensing (from ts 12)	3/29/2017	
CARSON VALERO, INC.	157293	23825 S AVALON BLVD	Carson	90745	Ts-40 service stations: retail gasoline dispensing (from ts 12)	1/31/2017	
CCL TUBE, INC	155246	2250 E 220TH ST	Carson	90810	Ts-11 industrial: sector-based inspections	5/6/2016	✓
CCL TUBE, INC.	155740	2250 E 220TH ST	Carson	90810	Ts-11 industrial: sector-based inspections	5/6/2016	
CHEMLINE CA, INC	182889	19500 S ALAMEDA ST	East rancho dominguez	90221	Ts-11 industrial: sector-based inspections	9/6/2017	✓
CHEMOIL TERMINALS CORP, CARSON TERMINAL	178770	2365 E SEPULVEDA BLVD	Carson	90810	Ts-05 title v (only) facility	8/17/2017	✓
CHEMOIL TERMINALS CORP, CARSON TERMINAL	178770	2365 E SEPULVEDA BLVD	Carson	90810	Ts-05 title v (only) facility	3/6/2018	✓
CHEMOIL TERMINALS CORPORATION, LONG BEAC	178769	1004 PIER F AVE	Long beach	90802	Ts-84 ref/energy: marine term. & tank facilities	8/31/2017	✓

Appendix 4-97

Facility Name	Facility ID	Address	City	Zip	Technical Specialty (TS)	Inspection Date	Enforcement Action
CIRCLE K STORES INC #2709493	174177	22240 S AVALON BLVD	Carson	90745	Ts-40 service stations: retail gasoline dispensing (from ts 12)	8/15/2017	✓
CIRCLE K STORES INC. SITE #2705619	111710	1150 W PACIFIC COAST HWY	Harbor city	90710	Ts-40 service stations: retail gasoline dispensing (from ts 12)	4/5/2016	
CIRCLE K STORES INC. SITE #2705619	111710	1150 W PACIFIC COAST HWY	Harbor city	90710	Ts-40 service stations: retail gasoline dispensing (from ts 12)	3/7/2017	
CIRCLE K STORES INC., DONALD NGUYEN #221	170756	2001 W ALONDRA BLVD	Compton	90220	Ts-40 service stations: retail gasoline dispensing (from ts 12)	3/1/2017	
CIRCLE K STORES INC., GARGES HANA, SITE	169321	2601 ATLANTIC BLVD	Long beach	90806	Ts-40 service stations: retail gasoline dispensing (from ts 12)	5/4/2018	✓
CIRCLE K STORES, INC. M THEIN MYINT SITE	169294	15312 S VERMONT AVE	Gardena	90247	Ts-40 service stations: retail gasoline dispensing (from ts 12)	2/9/2016	
CIRCLE K STORES, INC. M THEIN MYINT SITE	169294	15312 S VERMONT AVE	Gardena	90247	Ts-40 service stations: retail gasoline dispensing (from ts 12)	3/28/2018	✓
CIRCLE K STORES, INC. TORRANCE SVC,STN	169285	20802 S VERMONT AVE	Torrance	90502	Ts-40 service stations: retail gasoline dispensing (from ts 12)	4/28/2017	
CITIZEN WATCH COMPANY OF AMERICA, INC	134726	1000 W 190TH ST	Torrance	90502	Ts-11 industrial: sector-based inspections	5/10/2016	
CITY OF LA, BOS, WASTEWATER COLL SYS DIV	94216	624 W 190TH ST PP 674	Los angeles	90248	Ts-11 industrial: sector-based inspections	7/19/2016	

Appendix 4-98

Facility Name	Facility ID	Address	City	Zip	Technical Specialty (TS)	Inspection Date	Enforcement Action
CITY OF LONG BEACH/HARBOR DEPT	137183	2550 PIER T AVE	Long beach	90802	Ts-11 industrial: sector-based inspections	3/18/2016	
CITY PAPER & METAL CO	60145	1452 W 11TH ST	Long beach	90813	Ts-11 industrial: sector-based inspections	3/8/2016	✓
CLASSIC AUTO RESTORATION	180472	17503 S FIGUEROA ST	Gardena	90248	Ts-11 industrial: sector-based inspections	6/30/2016	✓
CLEANERS R US	177359	286 E SEPULVEDA BLVD	Carson	90745	Ts-11 industrial: sector-based inspections	5/18/2016	
COAST PLATING INC	21593	128 W 154TH -150 ST	Gardena	90248	Ts-75 toxics: chrome plating	9/9/2016	✓
COAST PLATING INC	21593	128 W 154TH -150 ST	Gardena	90248	Ts-75 toxics: chrome plating	12/9/2016	
COAST PLATING INC	21593	128 W 154TH -150 ST	Gardena	90248	Ts-75 toxics: chrome plating	2/16/2017	
COAST PLATING INC	21593	128 W 154TH -150 ST	Gardena	90248	Ts-75 toxics: chrome plating	6/19/2017	✓
COAST PLATING INC	21593	128 W 154TH -150 ST	Gardena	90248	Ts-75 toxics: chrome plating	9/18/2017	
COAST PLATING INC	21593	128 W 154TH -150 ST	Gardena	90248	Ts-75 toxics: chrome plating	9/25/2017	✓
COAST PLATING INC	21593	128 W 154TH -150 ST	Gardena	90248	Ts-75 toxics: chrome plating	12/4/2017	✓
COAST PLATING INC	21593	128 W 154TH -150 ST	Gardena	90248	Ts-75 toxics: chrome plating	2/14/2018	✓
COAST PLATING INC	21593	128 W 154TH -150 ST	Gardena	90248	Ts-75 toxics: chrome plating	6/13/2018	
COAST PLATING INC	21593	128 W 154TH -150 ST	Gardena	90248	Ts-75 toxics: chrome plating	8/24/2018	✓

Appendix 4-99

Facility Name	Facility ID	Address	City	Zip	Technical Specialty (TS)	Inspection Date	Enforcement Action
COAST PLATING INC	21593	128 W 154TH -150 ST	Gardena	90248	Ts-75 toxics: chrome plating	11/15/2018	
COAST PLATING INC	112968	417 W 164 TH ST	Gardena	90248	Ts-75 toxics: chrome plating	9/9/2016	✓
COAST PLATING INC	112968	417 W 164 TH ST	Gardena	90248	Ts-75 toxics: chrome plating	2/16/2017	
COAST PLATING INC	112968	417 W 164 TH ST	Gardena	90248	Ts-75 toxics: chrome plating	6/19/2017	✓
COAST PLATING INC	112968	417 W 164 TH ST	Gardena	90248	Ts-75 toxics: chrome plating	9/18/2017	
COAST PLATING INC	112968	417 W 164 TH ST	Gardena	90248	Ts-75 toxics: chrome plating	12/4/2017	✓
COAST PLATING INC	112968	417 W 164 TH ST	Gardena	90248	Ts-75 toxics: chrome plating	3/21/2018	✓
COAST PLATING INC	112968	417 W 164 TH ST	Gardena	90248	Ts-75 toxics: chrome plating	6/13/2018	
COAST PLATING INC	112968	417 W 164 TH ST	Gardena	90248	Ts-75 toxics: chrome plating	8/24/2018	
COAST PLATING INC	112968	417 W 164 TH ST	Gardena	90248	Ts-75 toxics: chrome plating	11/15/2018	
COLLEGE MEDICAL CENTER	176757	1725 PACIFIC AVE	Long beach	90813	Ts-11 industrial: sector-based inspections	2/16/2016	
COLLEGE MEDICAL CENTER	176762	2776 PACIFIC AVE	Long beach	90806	Ts-11 industrial: sector-based inspections	10/25/2016	
COLLEGE MEDICAL CENTER	176763	2683 PACIFIC AVE	Long beach	90806	Ts-11 industrial: sector-based inspections	10/25/2016	
COLLISION WORKS INC	121097	500 E ANAHEIM ST	Long beach	90813	Ts-11 industrial: sector-based inspections	7/25/2017	✓

Appendix 4-100

Facility Name	Facility ID	Address	City	Zip	Technical Specialty (TS)	Inspection Date	Enforcement Action
COLOR KING WORLD	173878	551 W ANAHEIM ST	Long beach	90813	Ts-11 industrial: sector-based inspections	2/18/2016	✓
COLOR KING WORLD	173878	551 W ANAHEIM ST	Long beach	90813	Ts-11 industrial: sector-based inspections	7/11/2017	✓
CONTINENTAL CLEANERS, CHONG SU OH	159233	4249 ATLANTIC AVE	Long beach	90807	Ts-11 industrial: sector-based inspections	3/31/2016	
CORONET MFG CO INC	19144	16210 S AVALON BLVD	Gardena	90248	Ts-05 title v (only) facility	5/17/2016	✓
CORONET MFG CO INC	19144	16210 S AVALON BLVD	Gardena	90248	Ts-05 title v (only) facility	5/24/2017	
CORONET MFG CO INC	19144	16210 S AVALON BLVD	Gardena	90248	Ts-05 title v (only) facility	4/24/2018	
COVENANT MANOR	140125	600 E 4TH ST	Long beach	90802	Ts-11 industrial: sector-based inspections	8/17/2016	
COWELCO INC	33975	1634 W 14TH ST	Long beach	90813	Ts-11 industrial: sector-based inspections	4/26/2016	
CROWN LIFT TRUCKS	100604	4061 VIA ORO AVE	Long beach	90810	Ts-11 industrial: sector-based inspections	4/22/2016	
CUNICO CORP	131470	1910 W 16 TH ST	Long beach	90813	Ts-11 industrial: sector-based inspections	5/3/2016	✓
CUSTOM FIBREGLASS MFG. CO DBA SNUGTOP	185059	1711 HARBOR AVE	Long beach	90813	Ts-05 title v (only) facility	3/20/2018	✓
DECORE PLATING	98554	434 W 164TH ST	Carson	90248	Ts-75 toxics: chrome plating	2/3/2016	

Appendix 4-101

Facility Name	Facility ID	Address	City	Zip	Technical Specialty (TS)	Inspection Date	Enforcement Action
DECORE PLATING	98554	434 W 164TH ST	Carson	90248	Ts-75 toxics: chrome plating	4/26/2016	
DECORE PLATING	98554	434 W 164TH ST	Carson	90248	Ts-75 toxics: chrome plating	8/18/2016	
DECORE PLATING	98554	434 W 164TH ST	Carson	90248	Ts-75 toxics: chrome plating	10/25/2016	
DECORE PLATING	98554	434 W 164TH ST	Carson	90248	Ts-75 toxics: chrome plating	2/1/2017	
DECORE PLATING	98554	434 W 164TH ST	Carson	90248	Ts-75 toxics: chrome plating	4/27/2017	
DECORE PLATING	98554	434 W 164TH ST	Carson	90248	Ts-75 toxics: chrome plating	10/3/2017	
DECORE PLATING	98554	434 W 164TH ST	Carson	90248	Ts-75 toxics: chrome plating	12/27/2017	
DECORE PLATING	98554	434 W 164TH ST	Carson	90248	Ts-75 toxics: chrome plating	2/20/2018	
DECORE PLATING	98554	434 W 164TH ST	Carson	90248	Ts-75 toxics: chrome plating	6/28/2018	✓
DECORE PLATING	98554	434 W 164TH ST	Carson	90248	Ts-75 toxics: chrome plating	12/13/2018	
DEFENSE CONTRACT MGMT DISTRICT	119287	18901 S WILMINGTON DEFENSE CONTRACT MGMT AGE	Carson	90746	Ts-11 industrial: sector-based inspections	7/5/2016	

Facility Name	Facility ID	Address	City	Zip	Technical Specialty (TS)	Inspection Date	Enforcement Action
DELAMO PARK, INC.	112383	20320 S AVALON BLVD	Carson	90746	Ts-40 service stations: retail gasoline dispensing (from ts 12)	1/2/2018	
DELAMO PETROLEUM	128278	4990 N LONG BEACH BLVD	Long beach	90805	Ts-40 service stations: retail gasoline dispensing (from ts 12)	3/14/2018	
DIEGO'S AUTO BODY, CLAUDIO A. CANTONI	159135	1019 E G ST	Wilmington	90744	Ts-11 industrial: sector-based inspections	1/6/2017	
DINO STATION	181985	5588 N LONG BEACH BLVD	Long beach	90805	Ts-40 service stations: retail gasoline dispensing (from ts 12)	10/10/2018	✓
DIRECTV, CALIFORNIA BROADCAST CENTER	115199	3800 VIA ORO AVE	Long beach	90810	Ts-11 industrial: sector-based inspections	5/17/2017	
DUCOMMUN LA BARGE TECHNOLOGIES INC	58236	23301 S WILMINGTON AVE	Carson	90745	Ts-59 toxics/industrial: industrial sites w/chrome (from ts 78)	7/12/2017	
E&B NATURAL RESOURCES MANAGEMENT CORP	165101	NE CORNER LINDEN AVE/SPRING	Long beach	90806	Ts-15 industrial: crude oil production	1/27/2017	
E&B NATURAL RESOURCES MGMT., CORP.	171048	1107 DOLORES	Wilmington	90744	Ts-15 industrial: crude oil production	11/22/2017	
E&B NATURAL RESOURCES, LLC	177265	1710 N EUBANK AVE DRILL SITE #4	Wilmington	90744	Ts-11 industrial: sector-based inspections	9/13/2017	
ECO SERVICES OPERATIONS CORP.	180908	20720 S WILMINGTON AVE	Carson	90810	Ts-01 cycle i reclaim/title v facility	3/25/2016	
ECO SERVICES OPERATIONS CORP.	180908	20720 S WILMINGTON AVE	Carson	90810	Ts-01 cycle i reclaim/title v facility	6/30/2017	

Appendix 4-103

Facility Name	Facility ID	Address	City	Zip	Technical Specialty (TS)	Inspection Date	Enforcement Action
ECO SERVICES OPERATIONS CORP.	180908	20720 S WILMINGTON AVE	Carson	90810	Ts-01 cycle i reclaim/title v facility	2/22/2018	
EK AUTO WORX	177342	16800 S BROADWAY	Gardena	90248	Ts-12 industrial sources - out of business and change of ownership	9/1/2016	
ELECTRO-TECH MACHINING	166289	2100 W GAYLORD ST	Long beach	90813	Ts-11 industrial: sector-based inspections	11/1/2016	✓
ELITE 4 PRINT	169965	851 E WALNUT ST	Carson	90746	Ts-11 industrial: sector-based inspections	8/31/2017	✓
ELRO MANUFACTURING COMPANY	102568	400 W WALNUT ST	Gardena	90248	Ts-11 industrial: sector-based inspections	6/21/2018	✓
ENGINEERED COATINGS, INC.	178668	3154 HARCOURT ST	Compton	90221	Ts-11 industrial: sector-based inspections	9/5/2017	✓
ENVENT CORPORATION	178028	1520 E SEPULVEDA BLVD	Carson	90745	Ts-57 toxics: r203 voc extraction	9/28/2017	
EPSILON PLASTICS INC	136202	3100 E HARCOURT ST	Rancho dominguez	90221	Ts-05 title v (only) facility	7/1/2016	
EPSILON PLASTICS INC	136202	3100 E HARCOURT ST	Rancho dominguez	90221	Ts-05 title v (only) facility	6/2/2017	
EPSILON PLASTICS INC	136202	3100 E HARCOURT ST	Rancho dominguez	90221	Ts-05 title v (only) facility	4/4/2018	
EQUILON ENTER, LLC-SHELL OIL PROD. US	117560	BERTH 167-169 MORMON ISLAND	Wilmington	90744	Ts-11 industrial: sector-based inspections	9/21/2017	
EQUILON ENTER, LLC-SHELL OIL PROD. US	117560	BERTH 167-169 MORMON ISLAND	Wilmington	90744	Ts-11 industrial: sector-based inspections	9/14/2018	

Appendix 4-104

Facility Name	Facility ID	Address	City	Zip	Technical Specialty (TS)	Inspection Date	Enforcement Action
EQUILON ENTER, LLC-SHELL OIL PROD. US	117560	BERTH 167-169 MORMON ISLAND	Wilmington	90744	Ts-11 industrial: sector-based inspections	9/14/2018	
EQUILON ENTER. LLC, SHELL OIL PROD. US	800372	20945 S WILMINGTON	Carson	90810	Ts-04 cycle ii reclaim/non-title v facility	9/26/2016	
EQUILON ENTER. LLC, SHELL OIL PROD. US	800372	20945 S WILMINGTON	Carson	90810	Ts-04 cycle ii reclaim/non-title v facility	9/26/2016	
EQUILON ENTER. LLC, SHELL OIL PROD. US	800372	20945 S WILMINGTON	Carson	90810	Ts-04 cycle ii reclaim/non-title v facility	9/20/2017	✓
EQUILON ENTER. LLC, SHELL OIL PROD. US	800372	20945 S WILMINGTON	Carson	90810	Ts-04 cycle ii reclaim/non-title v facility	10/24/2017	
EQUILON ENTER. LLC, SHELL OIL PROD. US	800372	20945 S WILMINGTON	Carson	90810	Ts-04 cycle ii reclaim/non-title v facility	10/24/2017	
EQUILON ENTER. LLC, SHELL OIL PROD. US	800372	20945 S WILMINGTON	Carson	90810	Ts-04 cycle ii reclaim/non-title v facility	3/30/2018	
EVERPORT TERMINAL SERVICES, INC.	183315	389 TERMINAL WAY	San pedro	90731	Ts-11 industrial: sector-based inspections	9/28/2017	✓
FACTORY COLLISION REPAIR SERVICES	182619	16131 S MAPLE AVE	Gardena	90248	Ts-11 industrial: sector-based inspections	8/16/2017	
FARADAY FUTURE	183238	18455 S FIGUEROA ST	Gardena	90248	Ts-11 industrial: sector-based inspections	8/31/2017	
FED EX GROUND PACKAGE SYSTEMS	180329	1725 CHARLES WILLARD ST	Carson	90746	Ts-11 industrial: sector-based inspections	8/29/2017	✓

Appendix 4-105

Facility Name	Facility ID	Address	City	Zip	Technical Specialty (TS)	Inspection Date	Enforcement Action
FIBERGLASS ARTS BODY SHOP	108399	1540 CANAL AVE	Long beach	90810	Ts-11 industrial: sector-based inspections	5/17/2016	✓
FINE QUALITY METAL FINISHING CO	47329	1640-17 DAISY AVE	Long beach	90813	Ts-75 toxics: chrome plating	1/29/2016	
FINE QUALITY METAL FINISHING CO	47329	1640-17 DAISY AVE	Long beach	90813	Ts-75 toxics: chrome plating	5/20/2016	
FINE QUALITY METAL FINISHING CO	47329	1640-17 DAISY AVE	Long beach	90813	Ts-75 toxics: chrome plating	9/1/2016	
FINE QUALITY METAL FINISHING CO	47329	1640-17 DAISY AVE	Long beach	90813	Ts-75 toxics: chrome plating	11/17/2016	
FINE QUALITY METAL FINISHING CO	47329	1640-17 DAISY AVE	Long beach	90813	Ts-75 toxics: chrome plating	2/2/2017	
FINE QUALITY METAL FINISHING CO	47329	1640-17 DAISY AVE	Long beach	90813	Ts-75 toxics: chrome plating	5/12/2017	
FINE QUALITY METAL FINISHING CO	47329	1640-17 DAISY AVE	Long beach	90813	Ts-75 toxics: chrome plating	9/28/2017	
FINE QUALITY METAL FINISHING CO	47329	1640-17 DAISY AVE	Long beach	90813	Ts-75 toxics: chrome plating	12/28/2017	
FINE QUALITY METAL FINISHING CO	47329	1640-17 DAISY AVE	Long beach	90813	Ts-75 toxics: chrome plating	3/29/2018	
FINE QUALITY METAL FINISHING CO	47329	1640-17 DAISY AVE	Long beach	90813	Ts-75 toxics: chrome plating	6/20/2018	
FINE QUALITY METAL FINISHING CO	47329	1640-17 DAISY AVE	Long beach	90813	Ts-75 toxics: chrome plating	9/19/2018	

Appendix 4-106

Facility Name	Facility ID	Address	City	Zip	Technical Specialty (TS)	Inspection Date	Enforcement Action
FINE QUALITY METAL FINISHING CO	47329	1640-17 DAISY AVE	Long beach	90813	Ts-75 toxics: chrome plating	11/30/2018	
FOAM FABRICATORS	12876	1810 S SANTA FE AVE	Compton	90221	Ts-05 title v (only) facility	5/31/2016	
FOAM FABRICATORS	12876	1810 S SANTA FE AVE	Compton	90221	Ts-05 title v (only) facility	6/21/2017	
FOAM FABRICATORS	12876	1810 S SANTA FE AVE	Compton	90221	Ts-05 title v (only) facility	4/11/2018	
FRONTIER CALIFORNIA INC LONG BEACH MAIN	182256	550 ELM AVE	Long beach	90802	Ts-11 industrial: sector-based inspections	6/3/2016	
FRONTIER CALIFORNIA INC LONG BEACH MAIN	182256	550 ELM AVE	Long beach	90802	Ts-11 industrial: sector-based inspections	4/26/2018	
FRONTIER CALIFORNIA INC UPTOWN CO	182386	3440 CALIFORNIA AVE	Long beach	90807	Ts-11 industrial: sector-based inspections	6/16/2017	
FRONTIER CALIFORNIA INC UPTOWN CO	182386	3440 CALIFORNIA AVE	Long beach	90807	Ts-11 industrial: sector-based inspections	4/26/2018	
FS PRECISION TECH LLC	142267	3025 E VICTORIA ST	Compton	90221	Ts-04 cycle ii reclaim/non-title v facility	8/23/2018	
G & FK CORP DBA WILMINGTON CHEVRON	163487	575 W PACIFIC COAST HIGHWAY	Wilmington	90744	Ts-40 service stations: retail gasoline dispensing (from ts 12)	1/6/2017	
G & M OIL CO, LLC #68	114686	1700 W WARDLOW RD	Long beach	90810	Ts-40 service stations: retail gasoline dispensing (from ts 12)	4/26/2018	✓
G&M OIL CO, LLC #110	131144	1790 LONG BEACH BLVD	Long beach	90813	Ts-40 service stations: retail gasoline dispensing (from ts 12)	5/24/2017	

Appendix 4-107

Facility Name	Facility ID	Address	City	Zip	Technical Specialty (TS)	Inspection Date	Enforcement Action
GALAXY GAS INC.	187506	22802 S FIGUEROA ST	Carson	90745	Ts-40 service stations: retail gasoline dispensing (from ts 12)	11/28/2018	✓
GALAXY GAS INC.	187506	22802 S FIGUEROA ST	Carson	90745	Ts-40 service stations: retail gasoline dispensing (from ts 12)	11/28/2018	✓
GARDENA SERIOR HOUSING, INC.	170018	17150 S PARK LN	Gardena	90247	Ts-11 industrial: sector-based inspections	8/15/2017	
GLOBAL FITNESS, INC.	168746	15815 S SAN PEDRO ST	Gardena	90248	Ts-11 industrial: sector-based inspections	7/15/2016	
GS II, INC.	183567	1431 W E ST	Wilmington	90744	Ts-05 title v (only) facility	3/17/2017	✓
GS II, INC.	183567	1431 W E ST	Wilmington	90744	Ts-05 title v (only) facility	6/5/2018	
GSP ACQUISITION CORP/GARDENA SPECIALIZED	158699	16520 S FIGUEROA ST	Gardena	90248	Ts-75 toxics: chrome plating	2/4/2016	
GSP ACQUISITION CORP/GARDENA SPECIALIZED	158699	16520 S FIGUEROA ST	Gardena	90248	Ts-75 toxics: chrome plating	5/17/2016	
GSP ACQUISITION CORP/GARDENA SPECIALIZED	158699	16520 S FIGUEROA ST	Gardena	90248	Ts-75 toxics: chrome plating	8/30/2016	
GSP ACQUISITION CORP/GARDENA SPECIALIZED	158699	16520 S FIGUEROA ST	Gardena	90248	Ts-75 toxics: chrome plating	11/3/2016	

Appendix 4-108

Facility Name	Facility ID	Address	City	Zip	Technical Specialty (TS)	Inspection Date	Enforcement Action
GSP ACQUISITION CORP/GARDENA SPECIALIZED	158699	16520 S FIGUEROA ST	Gardena	90248	Ts-75 toxics: chrome plating	2/16/2017	
GSP ACQUISITION CORP/GARDENA SPECIALIZED	158699	16520 S FIGUEROA ST	Gardena	90248	Ts-75 toxics: chrome plating	5/9/2017	
GSP ACQUISITION CORP/GARDENA SPECIALIZED	158699	16520 S FIGUEROA ST	Gardena	90248	Ts-75 toxics: chrome plating	10/3/2017	
GSP ACQUISITION CORP/GARDENA SPECIALIZED	158699	16520 S FIGUEROA ST	Gardena	90248	Ts-75 toxics: chrome plating	12/27/2017	
GSP ACQUISITION CORP/GARDENA SPECIALIZED	158699	16520 S FIGUEROA ST	Gardena	90248	Ts-75 toxics: chrome plating	2/15/2018	
GSP ACQUISITION CORP/GARDENA SPECIALIZED	158699	16520 S FIGUEROA ST	Gardena	90248	Ts-75 toxics: chrome plating	5/2/2018	
GSP ACQUISITION CORP/GARDENA SPECIALIZED	158699	16520 S FIGUEROA ST	Gardena	90248	Ts-75 toxics: chrome plating	7/31/2018	
GSP ACQUISITION CORP/GARDENA SPECIALIZED	158699	16520 S FIGUEROA ST	Gardena	90248	Ts-75 toxics: chrome plating	7/31/2018	
GSP ACQUISITION CORP/GARDENA SPECIALIZED	158699	16520 S FIGUEROA ST	Gardena	90248	Ts-75 toxics: chrome plating	10/25/2018	
GURUAAN LA II, LP	141000	241 E ALBERTONI ST	Carson	90746	Ts-40 service stations: retail gasoline dispensing (from ts 12)	8/31/2016	✓

Appendix 4-109

Facility Name	Facility ID	Address	City	Zip	Technical Specialty (TS)	Inspection Date	Enforcement Action
GURUAAN LA II, LP	141000	241 E ALBERTONI ST	Carson	90746	Ts-40 service stations: retail gasoline dispensing (from ts 12)	8/29/2018	
GURUAAN LA II, LP	141000	241 E ALBERTONI ST	Carson	90746	Ts-40 service stations: retail gasoline dispensing (from ts 12)	10/4/2018	
GURUAAN LA II, LP	141000	241 E ALBERTONI ST	Carson	90746	Ts-40 service stations: retail gasoline dispensing (from ts 12)	10/4/2018	
HAPPY CLEANERS	82662	4919 LONG BEACH BLVD	Long beach	90805	Ts-11 industrial: sector-based inspections	1/5/2017	✓
HARBOR COGENERATION CO, LLC	156741	505 PIER B AVE	Wilmington	90744	Ts-02 cycle ii reclaim/title v facility	9/29/2016	✓
HARBOR COGENERATION CO, LLC	156741	505 PIER B AVE	Wilmington	90744	Ts-02 cycle ii reclaim/title v facility	9/14/2017	✓
HARBOR COGENERATION CO, LLC	156741	505 PIER B AVE	Wilmington	90744	Ts-02 cycle ii reclaim/title v facility	8/9/2018	
HARBOR DISTRIBUTION CENTER	127860	16407 MAIN	Gardena	90248	Ts-11 industrial: sector-based inspections	7/5/2016	
HARBOR PLACE TOWER OWNER ASSOCIATION,530	86465	525 E SEASIDE WAY	Long beach	90802	Ts-11 industrial: sector-based inspections	3/18/2016	
HEI LONG BEACH, LLC/HILTON LONG BEACH	145576	701 W OCEAN BLVD	Long beach	90831	Ts-11 industrial: sector-based inspections	7/27/2016	
HENKEL ELECTRONIC MATERIALS, LLC	157359	20021 SUSANA RD	Compton	90221	Ts-01 cycle i reclaim/title v facility	4/14/2016	✓
HENKEL ELECTRONIC MATERIALS, LLC	157359	20021 SUSANA RD	Compton	90221	Ts-01 cycle i reclaim/title v facility	1/10/2017	✓

Appendix 4-110

Facility Name	Facility ID	Address	City	Zip	Technical Specialty (TS)	Inspection Date	Enforcement Action
HENKEL ELECTRONIC MATERIALS, LLC	157359	20021 SUSANA RD	Compton	90221	Ts-01 cycle i reclaim/title v facility	2/27/2018	✓
HERBALIFE INTERNATIONAL	182698	18431 S WILMINGTON AVE	Carson	90746	Ts-11 industrial: sector-based inspections	8/9/2017	
HERC RENTALS INC	137307	22422 S ALAMEDA ST	Long beach	90810	Ts-11 industrial: sector-based inspections	5/16/2017	
HOLLANDER SLEEP PRODUCTS, LLC	178385	601 W WALNUT	Compton	90220	Ts-11 industrial: sector-based inspections	9/5/2017	✓
HOME DEPOT #6670	146846	110 E SEPULVEDA BLVD	Carson	90745	Ts-11 industrial: sector-based inspections	4/14/2016	
HORN'S COLLISION CENTER	168192	1427 LONG BEACH BLVD B	Long beach	90813	Ts-11 industrial: sector-based inspections	2/24/2016	✓
HOT ROD ENGINEERING	183970	1003 E G ST	Wilmington	90744	Ts-11 industrial: sector-based inspections	9/13/2017	
HUCK INTERNATIONAL INC	153546	900 WATSON CENTER RD	Carson	90745	Ts-74 toxics: non-chrome plating	8/3/2016	
HUSTLER CASINO	124529	1000 W REDONDO BEACH BLVD	Gardena	90247	Ts-11 industrial: sector-based inspections	7/12/2016	✓
HYATT CORP, HYATT REGENCY LONG BEACH	43798	200 S PINE AVE	Long beach	90802	Ts-11 industrial: sector-based inspections	4/28/2016	
HYDROFORM USA	133930	2848 E 208TH ST	Carson	90810	Ts-75 toxics: chrome plating	1/19/2016	
HYDROFORM USA	133930	2848 E 208TH ST	Carson	90810	Ts-75 toxics: chrome plating	4/6/2016	
HYDROFORM USA	133930	2848 E 208TH ST	Carson	90810	Ts-75 toxics: chrome plating	7/15/2016	
HYDROFORM USA	133930	2848 E 208TH ST	Carson	90810	Ts-75 toxics: chrome plating	10/5/2016	

Appendix 4-111

Facility Name	Facility ID	Address	City	Zip	Technical Specialty (TS)	Inspection Date	Enforcement Action
HYDROFORM USA	133930	2848 E 208TH ST	Carson	90810	Ts-75 toxics: chrome plating	1/20/2017	
HYDROFORM USA	133930	2848 E 208TH ST	Carson	90810	Ts-75 toxics: chrome plating	4/11/2017	
HYDROFORM USA	133930	2848 E 208TH ST	Carson	90810	Ts-75 toxics: chrome plating	10/3/2017	
HYDROFORM USA	133930	2848 E 208TH ST	Carson	90810	Ts-75 toxics: chrome plating	12/26/2017	
HYDROFORM USA	133930	2848 E 208TH ST	Carson	90810	Ts-75 toxics: chrome plating	3/1/2018	✓
HYDROFORM USA	133930	2848 E 208TH ST	Carson	90810	Ts-75 toxics: chrome plating	6/29/2018	
HYDROFORM USA	133930	2848 E 208TH ST	Carson	90810	Ts-75 toxics: chrome plating	9/7/2018	
HYDROFORM USA	133930	2848 E 208TH ST	Carson	90810	Ts-75 toxics: chrome plating	11/8/2018	
I S P WEST	118814	20925 BRANT AVE	Carson	90810	Ts-11 industrial: sector-based inspections	6/8/2017	✓
IKEA US RETAIL LLC - 162	91821	20700 S AVALON BLVD CARSON MALL STE 900	Carson	90746	Ts-11 industrial: sector-based inspections	2/17/2016	✓
IMPRESA AEROSPACE, LLC	171275	344 W 157TH ST	Gardena	90248	Ts-11 industrial: sector-based inspections	3/23/2016	
INEOS POLYPROPYLENE LLC	124808	2384 E 223RD ST	Carson	90810	Ts-11 industrial: sector-based inspections	11/16/2016	
INEOS POLYPROPYLENE LLC	124808	2384 E 223RD ST	Carson	90810	Ts-11 industrial: sector-based inspections	12/2/2016	✓

Appendix 4-112

Facility Name	Facility ID	Address	City	Zip	Technical Specialty (TS)	Inspection Date	Enforcement Action
INEOS POLYPROPYLENE LLC	124808	2384 E 223RD ST	Carson	90810	Ts-11 industrial: sector-based inspections	9/12/2018	
INEOS POLYPROPYLENE LLC	124808	2384 E 223RD ST	Carson	90810	Ts-11 industrial: sector-based inspections	9/12/2018	
INFRATECH	181920	15700 S FIGUEROA ST	Gardena	90248	Ts-11 industrial: sector-based inspections	3/23/2016	✓
INTERNATIONAL PAPER CO	156851	19615 S SUSANA RD	Compton	90221	Ts-11 industrial: sector-based inspections	4/20/2017	
IPS CORPORATION	800367	17109 S MAIN ST	Gardena	90248	Ts-11 industrial: sector-based inspections	9/6/2016	
IPS CORPORATION	800367	17109 S MAIN ST	Gardena	90248	Ts-11 industrial: sector-based inspections	8/30/2017	✓
IPS CORPORATION	800367	17109 S MAIN ST	Gardena	90248	Ts-11 industrial: sector-based inspections	5/16/2018	
IPS CORPORATION	800367	17109 S MAIN ST	Gardena	90248	Ts-11 industrial: sector-based inspections	10/26/2018	✓
IRON MOUNTAIN	170917	340 W VICTORIA ST	Compton	90220	Ts-11 industrial: sector-based inspections	8/10/2017	✓
J&P TRUCK BODY SHOP	167708	655 14TH ST	Long beach	90813	Ts-11 industrial: sector-based inspections	5/17/2016	✓

Appendix 4-113

Facility Name	Facility ID	Address	City	Zip	Technical Specialty (TS)	Inspection Date	Enforcement Action
J. B. I. INC	24647	18521- S SANTA FE 18601 AVE	Rancho dominguez	90220	Ts-05 title v (only) facility	5/18/2016	✓
J. B. I. INC	24647	18521- S SANTA FE 18601 AVE	Rancho dominguez	90220	Ts-05 title v (only) facility	9/12/2017	
J. B. I. INC	24647	18521- S SANTA FE 18601 AVE	Rancho dominguez	90220	Ts-05 title v (only) facility	4/12/2018	
J.B.I. INC	9406	2650 EL PRESIDIO	Long beach	90810	Ts-11 industrial: sector- based inspections	2/12/2016	✓
JB STATION, INC	169219	601 W WILLOW ST	Long beach	90806	Ts-40 service stations: retail gasoline dispensing (from ts 12)	8/25/2016	✓
JL FURNISHINGS LLC	174172	19007 S REYES AVE	Compton	90221	Ts-11 industrial: sector- based inspections	9/6/2017	✓
JOHN HANCOCK LIFE INSURANCE COMPANY, USA	178086	111-125 W OCEAN BLVD 1020	Long beach	90802	Ts-11 industrial: sector- based inspections	5/3/2016	
JOHNSON LAMINATING & COATING INC	14492	20631 ANNALEE AVE	Carson	90746	Ts-11 industrial: sector- based inspections	8/25/2016	
JOHNSON LAMINATING & COATING INC	14492	20631 ANNALEE AVE	Carson	90746	Ts-11 industrial: sector- based inspections	5/4/2018	
JUANITA'S FOODS	78137	645 N EUBANKS	Wilmington	90744	Ts-11 industrial: sector- based inspections	1/10/2017	✓

Appendix 4-114

Facility Name	Facility ID	Address	City	Zip	Technical Specialty (TS)	Inspection Date	Enforcement Action
K J LEE'S AUTOMOTIVE	147769	1301 ATLANTIC AVE	Long beach	90813	Ts-11 industrial: sector-based inspections	3/31/2016	
K J LEE'S AUTOMOTIVE	147769	1301 ATLANTIC AVE	Long beach	90813	Ts-11 industrial: sector-based inspections	8/8/2018	✓
KAISER FOUNDATION HOSPITAL	162733	18600 S FIGUEROA ST	Gardena	90248	Ts-11 industrial: sector-based inspections	8/18/2017	
KAM'S AUTOMOTIVE INC	146857	15600 S MAIN ST	Gardena	90248	Ts-11 industrial: sector-based inspections	3/15/2016	✓
KAZI ASSOCIATES, INC.	175427	200 W WILLOW ST	Long beach	90806	Ts-40 service stations: retail gasoline dispensing (from ts 12)	8/25/2016	✓
KINDER MORGAN LIQUIDS TERMINALS, LLC	800057	2000 E SEPULVEDA BLVD	Carson	90810	Ts-05 title v (only) facility	9/22/2017	✓
KINDER MORGAN LIQUIDS TERMINALS, LLC	800057	2000 E SEPULVEDA BLVD	Carson	90810	Ts-05 title v (only) facility	2/20/2018	
KINDRED HOSPITAL SOUTH BAY	168315	1246 W 155TH ST	Gardena	90247	Ts-11 industrial: sector-based inspections	7/6/2016	
LA CITY, DWP HARBOR GENERATING STATION	800170	161 N ISLAND AVE	Wilmington	90744	Ts-01 cycle i reclaim/title v facility	5/10/2017	✓
LA CITY, DWP HARBOR GENERATING STATION	800170	161 N ISLAND AVE	Wilmington	90744	Ts-01 cycle i reclaim/title v facility	1/31/2018	
LA CITY, HARBOR DEPT	61962	500 PIER A ST BERTH 161	Wilmington	90744	Ts-03 cycle i reclaim/non-title v facility	5/10/2016	
LA CITY, HARBOR DEPT	61962	500 PIER A ST BERTH 161	Wilmington	90744	Ts-03 cycle i reclaim/non-title v facility	4/6/2017	✓

Appendix 4-115

Facility Name	Facility ID	Address	City	Zip	Technical Specialty (TS)	Inspection Date	Enforcement Action
LA CITY, HARBOR DEPT	61962	500 PIER A ST BERTH 161	Wilmington	90744	Ts-03 cycle i reclaim/non-title v facility	3/1/2018	
LA CITY, TERMINAL ISLAND TREATMENT PLANT	10245	445 FERRY ST	San pedro	90731	Ts-53 toxics: potw, public owned treatment	2/17/2016	
LA CITY, TERMINAL ISLAND TREATMENT PLANT	10245	445 FERRY ST	San pedro	90731	Ts-53 toxics: potw, public owned treatment	2/10/2017	✓
LA CITY, TERMINAL ISLAND TREATMENT PLANT	10245	445 FERRY ST	San pedro	90731	Ts-53 toxics: potw, public owned treatment	9/6/2018	✓
LA CO DEPT HEALTH SRV,UCLA HARBOR MED HO	457	1000 W CARSON ST BOX 499	Torrance	90502	Ts-11 industrial: sector- based inspections	9/13/2017	
LA CO DEPT HEALTH SRV,UCLA HARBOR MED HO	457	1000 W CARSON ST BOX 499	Torrance	90502	Ts-11 industrial: sector- based inspections	5/15/2018	
LA CO HARBOR-UCLA MEDICAL CENTER	800312	1000 W CARSON ST	Torrance	90502	Ts-05 title v (only) facility	9/13/2017	
LA CO HARBOR-UCLA MEDICAL CENTER	800312	1000 W CARSON ST	Torrance	90502	Ts-05 title v (only) facility	5/15/2018	
LA CO. SANITATION DIST	800236	24501 S FIGUEROA ST	Carson	90745	Ts-53 toxics: potw, public owned treatment	3/16/2016	
LA CO. SANITATION DIST	800236	24501 S FIGUEROA ST	Carson	90745	Ts-53 toxics: potw, public owned treatment	3/8/2017	
LA CO. SANITATION DIST	800236	24501 S FIGUEROA ST	Carson	90745	Ts-53 toxics: potw, public owned treatment	7/10/2018	✓
LA CO., METROPOLITAN TRANS AUTHORITY	50645	450 W GRIFFITH ST	Gardena	90248	Ts-11 industrial: sector- based inspections	6/22/2018	

Appendix 4-116

Facility Name	Facility ID	Address	City	Zip	Technical Specialty (TS)	Inspection Date	Enforcement Action
LA CO., METROPOLITAN TRANS AUTHORITY	69211	1060 W CARSON ST	Long beach	90810	Ts-11 industrial: sector-based inspections	5/12/2016	
LAWYERS RETIREMENT HOLDING	136651	711 SANFORD AVE	Wilmington	90744	Ts-11 industrial: sector-based inspections	12/7/2016	
LEKOS DYE AND FINISHING, INC	141295	3131 HARCOURT ST	Compton	90221	Ts-04 cycle ii reclaim/non-title v facility	10/5/2016	
LEKOS DYE AND FINISHING, INC	141295	3131 HARCOURT ST	Compton	90221	Ts-04 cycle ii reclaim/non-title v facility	12/5/2017	
LEKOS DYE AND FINISHING, INC	141295	3131 HARCOURT ST	Compton	90221	Ts-04 cycle ii reclaim/non-title v facility	8/24/2018	
LEVEL 3 COMMUNICATIONS, LLC	182105	1501 HUGHES WAY	Long beach	90810	Ts-11 industrial: sector-based inspections	10/4/2017	✓
LINEAGE LOGISTICS	182800	1710 PIER B ST	Long beach	90813	Ts-11 industrial: sector-based inspections	5/12/2017	
LITTLE BROTHERS BAKERY	179107	340 W ALONDRA BLVD	Gardena	90248	Ts-11 industrial: sector-based inspections	7/20/2016	
LONG BCH HOTEL ASSOC, RENAISSANCE HOTEL	79640	111 E OCEAN BLVD	Long beach	90802	Ts-11 industrial: sector-based inspections	8/9/2016	
LONG BEACH CITY FLEET SERVICES BUREAU	141142	4891 ATLANTIC AVE	Long beach	90807	Ts-11 industrial: sector-based inspections	7/19/2016	
LONG BEACH CITY UNIFIED SCHOOL DISTRICT	88113	2425 WEBSTER AVE	Long beach	90810	Ts-11 industrial: sector-based inspections	7/13/2018	✓
LONG BEACH CITY, BUILDING SERVICES	85767	333 W OCEAN BLVD	Long beach	90802	Ts-11 industrial: sector-based inspections	6/28/2016	
LONG BEACH CITY, CITY HALL	42732	333 W OCEAN BLVD.	Long beach	90802	Ts-11 industrial: sector-based inspections	6/28/2016	

Appendix 4-117

Facility Name	Facility ID	Address	City	Zip	Technical Specialty (TS)	Inspection Date	Enforcement Action
LONG BEACH CITY, HARBOR DEPT	75460	1400 W BROADWAY	Long beach	90802	Ts-12 industrial sources - out of business and change of ownership	3/31/2016	
LONG BEACH CITY, SERRF PROJECT	44577	100-20 PIER S AVE	Long beach	90802	Ts-56 toxics: toxic stationary source	3/10/2016	
LONG BEACH CITY, SERRF PROJECT	44577	100-20 PIER S AVE	Long beach	90802	Ts-56 toxics: toxic stationary source	3/21/2017	
LONG BEACH CITY, SERRF PROJECT	44577	100-20 PIER S AVE	Long beach	90802	Ts-56 toxics: toxic stationary source	1/24/2018	
LONG BEACH COLLISION CENTER CORP.	153914	1460 LONG BEACH BLVD	Long beach	90813	Ts-11 industrial: sector-based inspections	8/23/2016	✓
LONG BEACH GENERATION, LLC	115314	2665 PIER S LN	Long beach	90802	Ts-02 cycle ii reclaim/title v facility	9/21/2017	
LONG BEACH GENERATION, LLC	115314	2665 PIER S LN	Long beach	90802	Ts-02 cycle ii reclaim/title v facility	8/28/2018	
LONG BEACH MEMORIAL MEDICAL CENTER	14213	2801 ATLANTIC AVE	Long beach	90806	Ts-05 title v (only) facility	7/8/2016	✓
LONG BEACH MEMORIAL MEDICAL CENTER	14213	2801 ATLANTIC AVE	Long beach	90806	Ts-05 title v (only) facility	3/10/2017	
LONG BEACH MEMORIAL MEDICAL CENTER	14213	2801 ATLANTIC AVE	Long beach	90806	Ts-05 title v (only) facility	3/28/2018	
LONG BEACH MEMORIAL MEDICAL CENTER	155360	2625 PASADENA AVE	Long beach	90806	Ts-11 industrial: sector-based inspections	11/2/2016	✓
LONG BEACH POLICE NORTH STATION	140298	4891 ATLANTIC AVE	Long beach	90807	Ts-11 industrial: sector-based inspections	7/19/2016	

Appendix 4-118

Facility Name	Facility ID	Address	City	Zip	Technical Specialty (TS)	Inspection Date	Enforcement Action
LONG BEACH POLICE, WEST STATION	112655	1835 SANTA FE AVE	Long beach	90810	Ts-11 industrial: sector-based inspections	1/13/2017	✓
LONG BEACH SENIOR ARTIST COLONY, LP	171900	200 E ANAHEIM ST	Long beach	90813	Ts-11 industrial: sector-based inspections	8/26/2016	✓
LONG BEACH SENIOR CITIZEN HOUSING CORP.	155269	575 E VERNON ST	Long beach	90806	Ts-11 industrial: sector-based inspections	8/23/2016	✓
LONG BEACH TRAVEL CENTER, INC.	37653	1670 W PACIFIC COAST HWY	Long beach	90810	Ts-40 service stations: retail gasoline dispensing (from ts 12)	11/15/2017	
LONG BEACH UNI SCH DIST;POLYTECHNIC HIGH	71075	1600 ATLANTIC AVE	Long beach	90813	Ts-11 industrial: sector-based inspections	4/15/2016	✓
LONG BEACH UNIFIED SCHOOL DISTRICT	113950	1515 HUGHES WAY	Long beach	90810	Ts-11 industrial: sector-based inspections	7/11/2018	✓
LONG BEACH UNIFIED SCHOOL DISTRICT-MAINT	140187	2425 WEBSTER AVE	Long beach	90810	Ts-32 area sources: rule 1415 facilities	7/13/2018	✓
LOS ANGELES HARBOR GRAIN TERMINAL	56223	2422 E SEPULVEDA BLVD	Long beach	90810	Ts-11 industrial: sector-based inspections	4/5/2016	✓
LOYALTY COLLISION	185024	719 N FIGUEROA ST	Wilmington	90744	Ts-11 industrial: sector-based inspections	9/13/2017	✓
LSC COMMUNICATIONS, LA MFG DIV	185101	19681 PACIFIC GATEWAY DR	Torrance	90502	Ts-02 cycle ii reclaim/title v facility	8/17/2018	✓
M O DION & SONS, INC.	117518	1543 W 16TH ST	Long beach	90813	Ts-40 service stations: retail gasoline dispensing (from ts 12)	8/26/2016	

Appendix 4-119

Facility Name	Facility ID	Address	City	Zip	Technical Specialty (TS)	Inspection Date	Enforcement Action
MAG AEROSPACE INDUSTRIES INC.	135683	1500 GLENN CURTISS ST	Carson	90746	Ts-11 industrial: sector-based inspections	3/10/2016	
MAINFREIGHT, INC.	145658	1400 GLENN CURTISS ST	Carson	90746	Ts-11 industrial: sector-based inspections	3/10/2016	
MAX CENTRAL CARSON, INC	171242	17453 S CENTRAL AVE	Carson	90746	Ts-40 service stations: retail gasoline dispensing (from ts 12)	6/30/2016	✓
MAX CENTRAL CARSON, INC	171242	17453 S CENTRAL AVE	Carson	90746	Ts-40 service stations: retail gasoline dispensing (from ts 12)	3/14/2018	✓
MAXIMA ENTERPRISES, INC.	62731	23920-4 S VERMONT AVE	Harbor city	90710	Ts-75 toxics: chrome plating	1/29/2016	
MAXIMA ENTERPRISES, INC.	62731	23920-4 S VERMONT AVE	Harbor city	90710	Ts-75 toxics: chrome plating	4/20/2016	
MAXIMA ENTERPRISES, INC.	62731	23920-4 S VERMONT AVE	Harbor city	90710	Ts-75 toxics: chrome plating	8/10/2016	
MAXIMA ENTERPRISES, INC.	62731	23920-4 S VERMONT AVE	Harbor city	90710	Ts-75 toxics: chrome plating	10/19/2016	
MAXIMA ENTERPRISES, INC.	62731	23920-4 S VERMONT AVE	Harbor city	90710	Ts-75 toxics: chrome plating	1/26/2017	

Appendix 4-120

Facility Name	Facility ID	Address	City	Zip	Technical Specialty (TS)	Inspection Date	Enforcement Action
MAXIMA ENTERPRISES, INC.	62731	23920-4 S VERMONT AVE	Harbor city	90710	Ts-75 toxics: chrome plating	4/18/2017	
MAXIMA ENTERPRISES, INC.	62731	23920-4 S VERMONT AVE	Harbor city	90710	Ts-75 toxics: chrome plating	7/11/2017	
MAXIMA ENTERPRISES, INC.	62731	23920-4 S VERMONT AVE	Harbor city	90710	Ts-75 toxics: chrome plating	12/27/2017	
MAXIMA ENTERPRISES, INC.	62731	23920-4 S VERMONT AVE	Harbor city	90710	Ts-75 toxics: chrome plating	3/16/2018	
MAXIMA ENTERPRISES, INC.	62731	23920-4 S VERMONT AVE	Harbor city	90710	Ts-75 toxics: chrome plating	6/29/2018	
MAXIMA ENTERPRISES, INC.	62731	23920-4 S VERMONT AVE	Harbor city	90710	Ts-75 toxics: chrome plating	8/28/2018	
MAXIMA ENTERPRISES, INC.	62731	23920-4 S VERMONT AVE	Harbor city	90710	Ts-75 toxics: chrome plating	11/6/2018	
MEEKER BAKER	177100	650 PINE AVE	Long beach	90802	Ts-11 industrial: sector-based inspections	5/12/2016	
MEEKER BAKER	177100	650 PINE AVE	Long beach	90802	Ts-11 industrial: sector-based inspections	5/24/2016	
MEM HOSP OF GARDENA	16463	1145 W REDONDO BEACH BLVD	Gardena	90247	Ts-11 industrial: sector-based inspections	9/29/2016	
METRO NETWORKS COMMUNICATIONS, INC	172893	1500 HUGHES WAY	Long beach	90810	Ts-11 industrial: sector-based inspections	11/18/2016	
METROPOLITAN STEVEDORE COMPANY	8073	1045 PIER G BERTH 212 & 213	Long beach	90802	Ts-11 industrial: sector-based inspections	11/18/2016	✓
MODERN CONCEPTS INC.	134145	3121 E ANA ST	Compton	90221	Ts-11 industrial: sector-based inspections	9/20/2016	

Appendix 4-121

Facility Name	Facility ID	Address	City	Zip	Technical Specialty (TS)	Inspection Date	Enforcement Action
MOLECULAR GPS ENT. DBA CLAYTON CHEMICAL	175116	2630 HOMESTEAD PL	Rancho Dominguez	90220	Ts-11 industrial: sector-based inspections	9/5/2017	✓
MORTIMER & WALLACE, INC.	143322	2422 E SEPULVEDA BLVD	Long beach	90810	Ts-11 industrial: sector-based inspections	3/17/2016	
MORTON SALT, INC.	165626	1050 PIER F AVE	Long beach	90802	Ts-11 industrial: sector-based inspections	4/21/2016	
MULCAHY ENTERPRISES, INC.	26098	1058 N AVALON BLVD	Wilmington	90744	Ts-40 service stations: retail gasoline dispensing (from ts 12)	7/18/2017	✓
MURRAY COMPANY	171749	18414 SANTA FE AVE	Rancho Dominguez	90220	Ts-11 industrial: sector-based inspections	9/5/2017	✓
NALCO COMPANY	139668	2111 E DOMINGUEZ ST	Carson	90810	Ts-11 industrial: sector-based inspections	3/24/2016	✓
NARMS BABA CORP., ALPINE SHELL & SUBWAY	120181	701 W TORRANCE BLVD	Torrance	90502	Ts-40 service stations: retail gasoline dispensing (from ts 12)	6/2/2016	
NEILL AIRCRAFT CO	51232	1336-40 W 15TH ST	Long beach	90813	Ts-11 industrial: sector-based inspections	4/28/2016	✓
NEW NGC, INC.	12428	1850 PIER B ST	Long beach	90813	Ts-02 cycle ii reclaim/title v facility	8/26/2016	✓
NEW NGC, INC.	12428	1850 PIER B ST	Long beach	90813	Ts-02 cycle ii reclaim/title v facility	3/14/2017	✓
NEW NGC, INC.	12428	1850 PIER B ST	Long beach	90813	Ts-02 cycle ii reclaim/title v facility	3/28/2018	✓
NEXEO SOLUTIONS, LLC	167091	20915 S WILMINGTON AVE	Carson	90810	Ts-11 industrial: sector-based inspections	3/24/2016	✓

Appendix 4-122

Facility Name	Facility ID	Address	City	Zip	Technical Specialty (TS)	Inspection Date	Enforcement Action
NICKELL METAL SPRAY INC	146049	1429 W 15TH ST	Long beach	90813	Ts-11 industrial: sector-based inspections	5/27/2016	✓
NOIL USA INC, COWLES	188581	1234 W COWLES ST	Long beach	90813	Ts-40 service stations: retail gasoline dispensing (from ts 12)	11/13/2018	✓
NORCO IND INC	16179	365 W VICTORIA ST	Compton	90220	Ts-11 industrial: sector-based inspections	6/30/2016	
NORTHSTAR CABINET CONSTRUCTION, INC	180645	17925 S BROADWAY	Gardena	90248	Ts-11 industrial: sector-based inspections	8/3/2016	✓
NUMBER ONE AUTO CENTER, JOSE MAGDALENO	162466	1500-04 LONG BEACH	Long beach	90813	Ts-11 industrial: sector-based inspections	1/3/2017	✓
OASIS FUELS/FIONA C ROCHE-LUCE	142115	1777 W WARDLOW RD	Long beach	90810	Ts-40 service stations: retail gasoline dispensing (from ts 12)	12/19/2018	✓
O'DONNELL OIL, LLC	177651	25224 DODGE AVE	Harbor city	90710	Ts-15 industrial: crude oil production	5/6/2016	
OMNINET FREEWAY, LP	171923	1500 HUGHES WAY	Long beach	90810	Ts-11 industrial: sector-based inspections	2/17/2016	✓
OMNINET PACIFIC POINTE, LP	181665	879 W 190TH ST	Gardena	90248	Ts-11 industrial: sector-based inspections	8/15/2017	✓
ONE GOLDEN SHORE, LP	177397	ONE GOLDEN SHORE DR	Long beach	90802	Ts-11 industrial: sector-based inspections	9/12/2017	
OSAMU CORPORATION	181379	2637 E EL PRESIDIO ST	Long beach	90810	Ts-11 industrial: sector-based inspections	10/3/2017	
PACIFIC CONTINENTAL TEXTILES, INC.	59618	2880 E ANA ST	Compton	90221	Ts-01 cycle i reclaim/title v facility	4/7/2016	
PACIFIC CONTINENTAL TEXTILES, INC.	59618	2880 E ANA ST	Compton	90221	Ts-01 cycle i reclaim/title v facility	9/5/2017	

Appendix 4-123

Facility Name	Facility ID	Address	City	Zip	Technical Specialty (TS)	Inspection Date	Enforcement Action
PACIFIC CONTINENTAL TEXTILES, INC.	59618	2880 E ANA ST	Compton	90221	Ts-01 cycle i reclaim/title v facility	1/12/2018	✓
PACIFIC CRANE MAINTENANCE COMPANY, LLC	181447	250 W WARDLOW RD	Long beach	90807	Ts-11 industrial: sector-based inspections	5/19/2017	
PACIFIC GATEWAY GENERAL TRUCK & AUTO	79760	19524 S NORMANDIE AVE	Torrance	90502	Ts-11 industrial: sector-based inspections	8/7/2018	✓
PALO WOODS COURTESY CLEANERS,E MENDOZA E	14690	968 W SEPULVEDA BLVD	Harbor city	90710	Ts-11 industrial: sector-based inspections	5/12/2016	✓
PCH PACIFIC /MOBIL, SHANARI CORP	179110	127 W PACIFIC COAST HWY	Long beach	90806	Ts-40 service stations: retail gasoline dispensing (from ts 12)	5/23/2017	✓
PELICAN ENDEAVORS, INC	184250	1403 N WILMINGTON BLVD	Wilmington	90744	Ts-40 service stations: retail gasoline dispensing (from ts 12)	9/13/2017	✓
PENNZOIL-QUAKER STATE CO, SOPUS PROD DBA	138877	1926 E PACIFIC COAST HWY	Wilmington	90744	Ts-11 industrial: sector-based inspections	9/13/2017	
PERRY LINDSEY INTERNATIONAL STUDIES MAGN	178518	5075 DAISY AVE	Long beach	90805	Ts-11 industrial: sector-based inspections	8/1/2017	
PETER PEPPER PRODUCTS	9978	17909-29 S SUSANA RD	Compton	90221	Ts-05 title v (only) facility	7/8/2016	
PETER PEPPER PRODUCTS	9978	17909-29 S SUSANA RD	Compton	90221	Ts-05 title v (only) facility	8/17/2017	
PETER PEPPER PRODUCTS	9978	17909-29 S SUSANA RD	Compton	90221	Ts-05 title v (only) facility	4/6/2018	

Appendix 4-124

Facility Name	Facility ID	Address	City	Zip	Technical Specialty (TS)	Inspection Date	Enforcement Action
PETRO DIAMOND TERMINAL CO	800079	1920 LUGGER BERTH 83 WAY	Long beach	90813	Ts-05 title v (only) facility	9/8/2016	✓
PETRO DIAMOND TERMINAL CO	800079	1920 LUGGER BERTH 83 WAY	Long beach	90813	Ts-05 title v (only) facility	9/25/2017	
PETRO DIAMOND TERMINAL CO	800079	1920 LUGGER BERTH 83 WAY	Long beach	90813	Ts-05 title v (only) facility	8/9/2018	
PETRO DIAMOND TERMINAL CO	800079	1920 LUGGER BERTH 83 WAY	Long beach	90813	Ts-05 title v (only) facility	9/26/2018	
PETROLEUM MANAGEMENT & MARKETING INC	150812	20223 S AVALON BLVD	Carson	90746	Ts-40 service stations: retail gasoline dispensing (from ts 12)	6/30/2016	✓
PETROLEUM MANAGEMENT & MARKETING INC	150812	20223 S AVALON BLVD	Carson	90746	Ts-40 service stations: retail gasoline dispensing (from ts 12)	5/9/2017	
PETROLEUM MANAGEMENT & MARKETING, INC	165725	598 E ANAHEIM ST	Long beach	90813	Ts-40 service stations: retail gasoline dispensing (from ts 12)	7/13/2016	✓
PHILLIPS 66 CO/LA REFINERY WILMINGTON PL	171107	1660 W ANAHEIM ST	Wilmington	90744	Ts-02 cycle ii reclaim/title v facility	8/2/2016	✓
PHILLIPS 66 CO/LA REFINERY WILMINGTON PL	171107	1660 W ANAHEIM ST	Wilmington	90744	Ts-02 cycle ii reclaim/title v facility	8/3/2016	✓
PHILLIPS 66 CO/LA REFINERY WILMINGTON PL	171107	1660 W ANAHEIM ST	Wilmington	90744	Ts-02 cycle ii reclaim/title v facility	8/4/2016	✓

Appendix 4-125

Facility Name	Facility ID	Address	City	Zip	Technical Specialty (TS)	Inspection Date	Enforcement Action
PHILLIPS 66 CO/LA REFINERY WILMINGTON PL	171107	1660 W ANAHEIM ST	Wilmington	90744	Ts-02 cycle ii reclaim/title v facility	8/9/2016	
PHILLIPS 66 CO/LA REFINERY WILMINGTON PL	171107	1660 W ANAHEIM ST	Wilmington	90744	Ts-02 cycle ii reclaim/title v facility	4/28/2017	
PHILLIPS 66 CO/LA REFINERY WILMINGTON PL	171107	1660 W ANAHEIM ST	Wilmington	90744	Ts-02 cycle ii reclaim/title v facility	9/5/2017	✓
PHILLIPS 66 CO/LA REFINERY WILMINGTON PL	171107	1660 W ANAHEIM ST	Wilmington	90744	Ts-02 cycle ii reclaim/title v facility	9/6/2017	✓
PHILLIPS 66 CO/LA REFINERY WILMINGTON PL	171107	1660 W ANAHEIM ST	Wilmington	90744	Ts-02 cycle ii reclaim/title v facility	11/7/2017	
PHILLIPS 66 CO/LA REFINERY WILMINGTON PL	171107	1660 W ANAHEIM ST	Wilmington	90744	Ts-02 cycle ii reclaim/title v facility	1/10/2018	
PHILLIPS 66 CO/LA REFINERY WILMINGTON PL	171107	1660 W ANAHEIM ST	Wilmington	90744	Ts-02 cycle ii reclaim/title v facility	2/28/2018	
PHILLIPS 66 CO/LA REFINERY WILMINGTON PL	171107	1660 W ANAHEIM ST	Wilmington	90744	Ts-02 cycle ii reclaim/title v facility	5/17/2018	
PHILLIPS 66 CO/LA REFINERY WILMINGTON PL	171107	1660 W ANAHEIM ST	Wilmington	90744	Ts-02 cycle ii reclaim/title v facility	6/8/2018	
PHILLIPS 66 CO/LA REFINERY WILMINGTON PL	171107	1660 W ANAHEIM ST	Wilmington	90744	Ts-02 cycle ii reclaim/title v facility	6/29/2018	

Appendix 4-126

Facility Name	Facility ID	Address	City	Zip	Technical Specialty (TS)	Inspection Date	Enforcement Action
PHILLIPS 66 CO/LA REFINERY WILMINGTON PL	171107	1660 W ANAHEIM ST	Wilmington	90744	Ts-02 cycle ii reclaim/title v facility	8/2/2018	
PHILLIPS 66 CO/LA REFINERY WILMINGTON PL	171107	1660 W ANAHEIM ST	Wilmington	90744	Ts-02 cycle ii reclaim/title v facility	8/9/2018	
PHILLIPS 66 CO/LA REFINERY WILMINGTON PL	171107	1660 W ANAHEIM ST	Wilmington	90744	Ts-02 cycle ii reclaim/title v facility	8/30/2018	
PHILLIPS 66 CO/LA REFINERY WILMINGTON PL	171107	1660 W ANAHEIM ST	Wilmington	90744	Ts-02 cycle ii reclaim/title v facility	10/24/2018	✓
PHILLIPS 66 COMPANY/LOS ANGELES REFINERY	171109	1520 E SEPULVEDA BLVD	Carson	90745	Ts-01 cycle i reclaim/title v facility	5/3/2016	✓
PHILLIPS 66 COMPANY/LOS ANGELES REFINERY	171109	1520 E SEPULVEDA BLVD	Carson	90745	Ts-01 cycle i reclaim/title v facility	5/18/2016	
PHILLIPS 66 COMPANY/LOS ANGELES REFINERY	171109	1520 E SEPULVEDA BLVD	Carson	90745	Ts-01 cycle i reclaim/title v facility	10/6/2016	
PHILLIPS 66 COMPANY/LOS ANGELES REFINERY	171109	1520 E SEPULVEDA BLVD	Carson	90745	Ts-01 cycle i reclaim/title v facility	6/13/2017	
PHILLIPS 66 COMPANY/LOS ANGELES REFINERY	171109	1520 E SEPULVEDA BLVD	Carson	90745	Ts-01 cycle i reclaim/title v facility	9/28/2017	

Appendix 4-127

Facility Name	Facility ID	Address	City	Zip	Technical Specialty (TS)	Inspection Date	Enforcement Action
PHILLIPS 66 COMPANY/LOS ANGELES REFINERY	171109	1520 E SEPULVEDA BLVD	Carson	90745	Ts-01 cycle i reclaim/title v facility	2/1/2018	
PHILLIPS 66 COMPANY/LOS ANGELES REFINERY	171109	1520 E SEPULVEDA BLVD	Carson	90745	Ts-01 cycle i reclaim/title v facility	2/1/2018	
PHILLIPS 66 COMPANY/LOS ANGELES REFINERY	171109	1520 E SEPULVEDA BLVD	Carson	90745	Ts-01 cycle i reclaim/title v facility	3/8/2018	✓
PHILLIPS 66 COMPANY/LOS ANGELES REFINERY	171109	1520 E SEPULVEDA BLVD	Carson	90745	Ts-01 cycle i reclaim/title v facility	4/20/2018	
PHILLIPS 66 COMPANY/LOS ANGELES REFINERY	171109	1520 E SEPULVEDA BLVD	Carson	90745	Ts-01 cycle i reclaim/title v facility	4/20/2018	
PHILLIPS 66 COMPANY/LOS ANGELES REFINERY	171109	1520 E SEPULVEDA BLVD	Carson	90745	Ts-01 cycle i reclaim/title v facility	8/16/2018	
PHILLIPS 66 COMPANY/LOS ANGELES REFINERY	171109	1520 E SEPULVEDA BLVD	Carson	90745	Ts-01 cycle i reclaim/title v facility	8/30/2018	
PHILLIPS 66 COMPANY/LOS ANGELES REFINERY	171109	1520 E SEPULVEDA BLVD	Carson	90745	Ts-01 cycle i reclaim/title v facility	10/17/2018	✓
PLAINS WEST COAST TERMINALS LLC	800417	2500 E VICTORIA ST	Compton	90220	Ts-02 cycle ii reclaim/title v facility	9/8/2016	
PLAINS WEST COAST TERMINALS LLC	800417	2500 E VICTORIA ST	Compton	90220	Ts-02 cycle ii reclaim/title v facility	9/18/2017	✓

Appendix 4-128

Facility Name	Facility ID	Address	City	Zip	Technical Specialty (TS)	Inspection Date	Enforcement Action
PLAINS WEST COAST TERMINALS LLC	800417	2500 E VICTORIA ST	Compton	90220	Ts-02 cycle ii reclaim/title v facility	9/18/2017	✓
PLAINS WEST COAST TERMINALS LLC	800417	2500 E VICTORIA ST	Compton	90220	Ts-02 cycle ii reclaim/title v facility	9/12/2018	
PLAINS WEST COAST TERMINALS LLC	800420	2685 PIER S LN	Long beach	90802	Ts-04 cycle ii reclaim/non-title v facility	9/18/2017	✓
PLAINS WEST COAST TERMINALS LLC	800420	2685 PIER S LN	Long beach	90802	Ts-04 cycle ii reclaim/non-title v facility	9/18/2017	✓
PLAINS WEST COAST TERMINALS LLC	800420	2685 PIER S LN	Long beach	90802	Ts-04 cycle ii reclaim/non-title v facility	9/12/2018	✓
PLANNED PARENTHOOD, LOS ANGELES	164175	2690 PACIFIC AVE	Long beach	90806	Ts-11 industrial: sector-based inspections	10/13/2016	✓
PLASTICS PAINT PRODUCTION INC	85245	1471 W 15TH ST	Long beach	90813	Ts-11 industrial: sector-based inspections	4/28/2016	
PLYMOUTH WEST APARTMENTS	70499	240 CHESTNUT AVE	Long beach	90802	Ts-11 industrial: sector-based inspections	6/8/2016	
PLYMOUTH WEST APARTMENTS	70499	240 CHESTNUT AVE	Long beach	90802	Ts-11 industrial: sector-based inspections	6/9/2016	
PMM, INC.	127546	26393 VERMONT AVE	Harbor city	90710	Ts-40 service stations: retail gasoline dispensing (from ts 12)	4/15/2016	
PMM, INC.	127546	26393 VERMONT AVE	Harbor city	90710	Ts-40 service stations: retail gasoline dispensing (from ts 12)	11/28/2018	✓
POLY ONE CORPORATION	126763	2104 E 223RD ST	Carson	90810	Ts-11 industrial: sector-based inspections	4/21/2016	

Appendix 4-129

Facility Name	Facility ID	Address	City	Zip	Technical Specialty (TS)	Inspection Date	Enforcement Action
PORT OF LONG BEACH	109040	2615 PIER A STREET EAST	Long beach	90813	Ts-11 industrial: sector-based inspections	3/18/2016	
PORT OF LONG BEACH	114002	2801 W OCEAN BLVD	Long beach	90813	Ts-11 industrial: sector-based inspections	3/18/2016	
PORT OF LONG BEACH	172477	725 S HARBOR SCENIC DR	Long beach	90802	Ts-11 industrial: sector-based inspections	9/28/2017	✓
PRAXAIR INC	7416	2300 E PACIFIC COAST HWY	Wilmington	90744	Ts-01 cycle i reclaim/title v facility	5/3/2016	
PRAXAIR INC	7416	2300 E PACIFIC COAST HWY	Wilmington	90744	Ts-01 cycle i reclaim/title v facility	5/31/2017	✓
PRAXAIR INC	7416	2300 E PACIFIC COAST HWY	Wilmington	90744	Ts-01 cycle i reclaim/title v facility	1/18/2018	✓
PRAXAIR, INC.	20681	2006 E 223 ST	Long beach	90810	Ts-11 industrial: sector-based inspections	4/18/2018	✓
PREMIER AUTO BODY	93802	16327 S VERMONT AVE	Gardena	90247	Ts-11 industrial: sector-based inspections	12/21/2018	
PREMIER MOTORSPORT, INC.	155420	1035 E BEDMAR ST	Carson	90746	Ts-11 industrial: sector-based inspections	8/31/2017	
PRIME WHEEL	105903	17704 S BROADWAY ST	Carson	90746	Ts-01 cycle i reclaim/title v facility	4/6/2016	✓
PRIME WHEEL	105903	17704 S BROADWAY ST	Carson	90746	Ts-01 cycle i reclaim/title v facility	3/2/2017	✓
PRIME WHEEL	105903	17704 S BROADWAY ST	Carson	90746	Ts-01 cycle i reclaim/title v facility	3/6/2018	✓
PROLOGIS, L.P.	179265	20704 S FORDYCE AVE	Long beach	90810	Ts-11 industrial: sector-based inspections	3/8/2016	

Appendix 4-130

Facility Name	Facility ID	Address	City	Zip	Technical Specialty (TS)	Inspection Date	Enforcement Action
PROPEL INC.	166919	1401 W PACIFIC COAST HWY	Wilmington	90744	Ts-40 service stations: retail gasoline dispensing (from ts 12)	1/6/2017	✓
QUEEN BEACH PRINTERS	125268	937 PINE AVE	Long beach	90813	Ts-11 industrial: sector-based inspections	4/1/2016	
QUEEN BEACH PRINTERS	125268	937 PINE AVE	Long beach	90813	Ts-11 industrial: sector-based inspections	4/21/2016	✓
RAINBOW TRANSPORT TANK CLEANERS,C.ALBIN	25965	21119 S WILMINGTON AVE	Long beach	90810	Ts-56 toxics: toxic stationary source	7/28/2016	✓
RAINBOW TRANSPORT TANK CLEANERS,C.ALBIN	25965	21119 S WILMINGTON AVE	Long beach	90810	Ts-56 toxics: toxic stationary source	8/24/2018	✓
RALPHS GROCERY CO	20604	1100 W ARTESIA BLVD	Compton	90220	Ts-04 cycle ii reclaim/non-title v facility	4/28/2016	
RALPHS GROCERY CO	20604	1100 W ARTESIA BLVD	Compton	90220	Ts-04 cycle ii reclaim/non-title v facility	6/16/2017	✓
RALPHS GROCERY CO	20604	1100 W ARTESIA BLVD	Compton	90220	Ts-04 cycle ii reclaim/non-title v facility	7/12/2018	✓
RAMSEY'S BODY SHOP, JOSE ALVARADO	119092	1455 W 16TH ST	Long beach	90813	Ts-11 industrial: sector-based inspections	3/10/2016	✓
RAMSEY'S BODY SHOP, JOSE ALVARADO	119092	1455 W 16TH ST	Long beach	90813	Ts-11 industrial: sector-based inspections	8/9/2018	
RDS WIRE & CABLE, INC.	141813	223 E GARDENA BLVD	Gardena	90248	Ts-11 industrial: sector-based inspections	7/8/2016	✓

Appendix 4-131

Facility Name	Facility ID	Address	City	Zip	Technical Specialty (TS)	Inspection Date	Enforcement Action
RESEARCH TOOL & DIE WORKS	98463	17100 S KEEGAN AVE	Carson	90746	Ts-11 industrial: sector-based inspections	7/26/2016	✓
RIBOST TERMINAL, LLC.	111238	1405 PIER "C" ST	Long beach	90802	Ts-84 ref/energy: marine term. & tank facilities	5/13/2016	
RJ'S DEMOLITION AND DISPOSAL	173437	355 W ALONDRA BLVD	Gardena	90248	Ts-54 toxics: composting facilities	4/22/2016	
RJ'S DEMOLITION AND DISPOSAL	173437	355 W ALONDRA BLVD	Gardena	90248	Ts-54 toxics: composting facilities	5/13/2016	✓
RJ'S DEMOLITION AND DISPOSAL	173437	355 W ALONDRA BLVD	Gardena	90248	Ts-54 toxics: composting facilities	8/11/2017	✓
ROBERTSON'S READY MIX	170047	1605 PIER D	Long beach	90802	Ts-11 industrial: sector-based inspections	3/23/2018	✓
ROCKET OIL #2	152451	1417 E ANAHEIM ST	Wilmington	90744	Ts-40 service stations: retail gasoline dispensing (from ts 12)	9/12/2017	
ROCKET OIL #3	107219	16503 S FIGUEROA	Gardena	90248	Ts-40 service stations: retail gasoline dispensing (from ts 12)	6/7/2017	✓
ROCKET OIL INC #1	37614	1741 N WILMINGTON	Wilmington	90744	Ts-40 service stations: retail gasoline dispensing (from ts 12)	1/6/2017	
ROCKET OIL INC #4	133787	1701 W ANAHEIM ST	Long beach	90813	Ts-40 service stations: retail gasoline dispensing (from ts 12)	7/19/2016	
ROVINCE INTERNATIONAL CORP.	173068	172 E MANVILLE ST	Compton	90220	Ts-11 industrial: sector-based inspections	8/31/2017	

Appendix 4-132

Facility Name	Facility ID	Address	City	Zip	Technical Specialty (TS)	Inspection Date	Enforcement Action
ROYAL CARE SKILLED NURSING	155860	2725 PACIFIC AVE	Long beach	90806	Ts-11 industrial: sector-based inspections	9/14/2016	✓
ROYCE CHEVRON, ROYCE OIL INC, DBA	144633	1250 W SEPULVEDA BLVD	Harbor city	90710	Ts-40 service stations: retail gasoline dispensing (from ts 12)	4/14/2016	✓
ROYCE CHEVRON, ROYCE OIL INC, DBA	144633	1250 W SEPULVEDA BLVD	Harbor city	90710	Ts-40 service stations: retail gasoline dispensing (from ts 12)	3/7/2017	
ROYCE OIL	171203	1250 SEPULVEDA BLVD	Harbor city	90710	Ts-40 service stations: retail gasoline dispensing (from ts 12)	4/14/2016	✓
ROYCE OIL	171203	1250 SEPULVEDA BLVD	Harbor city	90710	Ts-40 service stations: retail gasoline dispensing (from ts 12)	3/7/2017	✓
S & M SERVICE STATION, INC	144027	16435 S FIGUEROA ST	Gardena	90248	Ts-40 service stations: retail gasoline dispensing (from ts 12)	10/7/2016	✓
S & M SERVICE STATION, INC	144027	16435 S FIGUEROA ST	Gardena	90248	Ts-40 service stations: retail gasoline dispensing (from ts 12)	9/21/2018	✓
S & M SERVICE STATION, INC	144027	16435 S FIGUEROA ST	Gardena	90248	Ts-40 service stations: retail gasoline dispensing (from ts 12)	10/3/2018	
S.A. IBARAOH AND OTHOM LLC	176837	401 E OCEAN BLVD	Long beach	90802	Ts-11 industrial: sector-based inspections	9/12/2017	
SA RECYCLING	152952	901 NEW DOCK ST	Terminal island	90731	Ts-56 toxics: toxic stationary source	2/22/2017	
SA RECYCLING	173824	482 PIER "T" AVE	Long beach	90802	Ts-11 industrial: sector-based inspections	6/8/2016	

Appendix 4-133

Facility Name	Facility ID	Address	City	Zip	Technical Specialty (TS)	Inspection Date	Enforcement Action
SAINT MARY'S MEDICAL CENTER	10267	1050 LINDEN AVE	Long beach	90813	Ts-11 industrial: sector-based inspections	7/14/2016	✓
SAM'S BODY REPAIR & PAINT	171368	1427 LONG BEACH BLVD	Long beach	90813	Ts-11 industrial: sector-based inspections	2/24/2016	✓
SAM'S WEST, INC. SAM'S CLUB #6617	100950	1399 ARTESIA BLVD	Gardena	90247	Ts-40 service stations: retail gasoline dispensing (from ts 12)	9/25/2018	
SAM'S WEST, INC. SAM'S CLUB #6617	100950	1399 ARTESIA BLVD	Gardena	90247	Ts-40 service stations: retail gasoline dispensing (from ts 12)	12/13/2018	
SAM'S WEST, INC. SAM'S CLUB #6617	100950	1399 ARTESIA BLVD	Gardena	90247	Ts-40 service stations: retail gasoline dispensing (from ts 12)	12/19/2018	
SAN PEDRO CHEVRON	152177	1105 N GAFFEY ST	San pedro	90731	Ts-40 service stations: retail gasoline dispensing (from ts 12)	8/3/2017	
SAN PEDRO SIGN COMPANY	109035	701 LAKME AVE	Wilmington	90744	Ts-11 industrial: sector-based inspections	12/7/2016	
SAN PEDRO TERMINAL ISLAND FACILILTY	182992	2001 S SEASIDE AVE	San pedro	90731	Ts-11 industrial: sector-based inspections	9/27/2017	
SANTA FE CONVALESCENT HOSPITAL	179299	3294 SANTA FE AVE	Long beach	90810	Ts-11 industrial: sector-based inspections	5/19/2017	
SCOTCH PAINT CORP	2701	555 W 189TH ST	Gardena	90248	Ts-11 industrial: sector-based inspections	5/10/2016	

Appendix 4-134

Facility Name	Facility ID	Address	City	Zip	Technical Specialty (TS)	Inspection Date	Enforcement Action
SEACHROME CORPORATION	172001	1906 E DOMINGUEZ ST	Carson	90810	Ts-11 industrial: sector-based inspections	6/21/2017	
SEE'S CANDIES	119128	20600 S ALAMEDA ST	Carson	90810	Ts-11 industrial: sector-based inspections	3/2/2016	
SEPULVEDA BLDG MATERIALS	55321	359 E GARDENA BLVD	Carson	90248	Ts-11 industrial: sector-based inspections	6/1/2018	
SFPP, L.P. (NSR USE)	800278	20410 S WILMINGTON AVE	Carson	90810	Ts-91 ref/energy: floating roof tanks	6/14/2017	
SFPP, L.P. (NSR USE)	800278	20410 S WILMINGTON AVE	Carson	90810	Ts-91 ref/energy: floating roof tanks	4/24/2018	
SHELL	166764	500 W ANAHEIM ST	Long beach	90813	Ts-40 service stations: retail gasoline dispensing (from ts 12)	8/11/2016	✓
SHELL	166764	500 W ANAHEIM ST	Long beach	90813	Ts-40 service stations: retail gasoline dispensing (from ts 12)	10/18/2017	✓
SIGNAL HILL PETROLEUM, INC.	170541	550 E SPRING ST	Long beach	90806	Ts-15 industrial: crude oil production	8/12/2016	
SIGNAL HILL PETROLEUM, INC.	170543	560 E CANTON	Long beach	90755	Ts-15 industrial: crude oil production	8/12/2016	
SIGNATURE FLEXIBLE PACKAGING INC	146540	1120 E SANDHILL AVE	Carson	90746	Ts-11 industrial: sector-based inspections	9/12/2017	
SNYDER MFG CORP	12626	1541 W COWLES ST	Long beach	90813	Ts-11 industrial: sector-based inspections	12/15/2016	
SOCAL AUTO IMAGE	185256	1745 DAISY AVE	Long beach	90813	Ts-11 industrial: sector-based inspections	7/25/2017	✓

Appendix 4-135

Facility Name	Facility ID	Address	City	Zip	Technical Specialty (TS)	Inspection Date	Enforcement Action
SOLVAY USA, INC	177042	20851 S SANTA FE AVE	Long beach	90810	Ts-11 industrial: sector-based inspections	8/5/2016	✓
SONY CORP - NDC	87976	2201 E CARSON ST	Carson	90810	Ts-11 industrial: sector-based inspections	5/25/2017	✓
SOURCE CORP BPS SOUTHERN CALIFORNIA	144730	20500 BELSHAW AVE	Carson	90746	Ts-11 industrial: sector-based inspections	7/5/2016	✓
SOUTH PARK MANOR	185425	17100 S PARK LN	Gardena	90247	Ts-11 industrial: sector-based inspections	8/15/2017	✓
SOUTHERN CALIFORNIA GAS COMPANY (OM 2439	178435	625 E ANAHEIM ST WARREN E&P	Wilmington	90744	Ts-11 industrial: sector-based inspections	8/24/2016	
SPEEDIES DRY CLEANERS	167786	2057 LONG BEACH BLVD	Long beach	90806	Ts-11 industrial: sector-based inspections	2/23/2016	✓
SSA CONTAINERS, INC.	172519	1160B PIER F	Long beach	90802	Ts-11 industrial: sector-based inspections	9/27/2017	
SSA MARINE PACIFIC CONTAINER TERMINAL	173256	570 HARBOR SCENIC WAY	Long beach	90802	Ts-11 industrial: sector-based inspections	9/15/2017	
ST MARY MEDICAL CENTER	108234	1045 ATLANTIC AVE	Long beach	90813	Ts-11 industrial: sector-based inspections	7/14/2016	
ST MARY MEDICAL CENTER	108235	1043 ELM AVE	Long beach	90813	Ts-11 industrial: sector-based inspections	7/14/2016	
STAPLETON TECHNOLOGIES	2471	1350 W 12TH ST	Long beach	90813	Ts-11 industrial: sector-based inspections	4/26/2016	

Appendix 4-136

Facility Name	Facility ID	Address	City	Zip	Technical Specialty (TS)	Inspection Date	Enforcement Action
STRATZEN INC.	178771	21313 AVALON BLVD	Carson	90745	Ts-40 service stations: retail gasoline dispensing (from ts 12)	7/3/2018	✓
STRICKLIN-SNIVELY MORTUARY	39566	1952 LONG BEACH BLVD	Long beach	90806	Ts-11 industrial: sector-based inspections	4/5/2016	✓
SUPERIOR ELECTRICAL ADVERTISING	43478	1700 W ANAHEIM ST	Long beach	90813	Ts-11 industrial: sector-based inspections	8/4/2016	✓
SUPERIOR GROCERS	161326	1033 LONG BEACH BLVD # 117	Long beach	90813	Ts-11 industrial: sector-based inspections	9/15/2016	✓
TARGET CORP, #T-2026	143020	20700 AVALON BLVD	Carson	90746	Ts-11 industrial: sector-based inspections	6/27/2018	
TARGET CORP, TARGET CARSON T-2328	87476	651 W SEPULVEDA	Carson	90745	Ts-11 industrial: sector-based inspections	4/15/2016	
TARGET STORE # 2319	87472	950 E 33RD ST	Long beach	90807	Ts-11 industrial: sector-based inspections	10/6/2016	
TAWWAKAL CORPORATION	142829	6605 LONG BEACH BLVD	Long beach	90805	Ts-40 service stations: retail gasoline dispensing (from ts 12)	5/30/2018	
TELL STEEL, INC	20882	2345 W 17TH ST	Long beach	90813	Ts-11 industrial: sector-based inspections	5/4/2016	✓
TESORO (ARCO) #62544	170709	204 E SEPULVEDA BLVD	Carson	90745	Ts-40 service stations: retail gasoline dispensing (from ts 12)	3/29/2017	
TESORO (USA) 63073	171698	23900 S AVALON BLVD	Carson	90745	Ts-40 service stations: retail gasoline dispensing (from ts 12)	8/8/2017	
TESORO (USA) 63082	171686	1025 W ANAHEIM ST	Wilmington	90744	Ts-40 service stations: retail gasoline dispensing (from ts 12)	9/12/2017	

Appendix 4-137

Facility Name	Facility ID	Address	City	Zip	Technical Specialty (TS)	Inspection Date	Enforcement Action
TESORO LOGISTICS LONG BEACH TERMINAL	172878	820 CARRACK AVE	Long beach	90813	Ts-05 title v (only) facility	10/6/2016	
TESORO LOGISTICS LONG BEACH TERMINAL	172878	820 CARRACK AVE	Long beach	90813	Ts-05 title v (only) facility	9/19/2017	
TESORO LOGISTICS LONG BEACH TERMINAL	172878	820 CARRACK AVE	Long beach	90813	Ts-05 title v (only) facility	8/2/2018	
TESORO LOGISTICS LONG BEACH TERMINAL	172878	820 CARRACK AVE	Long beach	90813	Ts-05 title v (only) facility	8/2/2018	
TESORO LOGISTICS MARINE TERMINAL 2	176377	1350 PIER B ST	Long beach	90813	Ts-05 title v (only) facility	6/3/2016	
TESORO LOGISTICS MARINE TERMINAL 2	176377	1350 PIER B ST	Long beach	90813	Ts-05 title v (only) facility	8/10/2016	
TESORO LOGISTICS MARINE TERMINAL 2	176377	1350 PIER B ST	Long beach	90813	Ts-05 title v (only) facility	9/8/2016	
TESORO LOGISTICS MARINE TERMINAL 2	176377	1350 PIER B ST	Long beach	90813	Ts-05 title v (only) facility	9/18/2017	
TESORO LOGISTICS MARINE TERMINAL 2	176377	1350 PIER B ST	Long beach	90813	Ts-05 title v (only) facility	9/14/2018	
TESORO LOGISTICS MARINE TERMINAL 2	176377	1350 PIER B ST	Long beach	90813	Ts-05 title v (only) facility	9/14/2018	
TESORO LOGISTICS, CARSON CRUDE TERMINAL	174694	24696 S WILMINGTON AVE	Carson	90745	Ts-05 title v (only) facility	5/17/2017	✓

Appendix 4-138

Facility Name	Facility ID	Address	City	Zip	Technical Specialty (TS)	Inspection Date	Enforcement Action
TESORO LOGISTICS, CARSON CRUDE TERMINAL	174694	24696 S WILMINGTON AVE	Carson	90745	Ts-05 title v (only) facility	3/1/2018	
TESORO LOGISTICS, WILMINGTON TERMINAL	167981	1930 E PACIFIC COAST HWY	Wilmington	90744	Ts-11 industrial: sector-based inspections	6/22/2017	
TESORO LOGISTICS, WILMINGTON TERMINAL	167981	1930 E PACIFIC COAST HWY	Wilmington	90744	Ts-11 industrial: sector-based inspections	2/15/2018	✓
TESORO LOGISTICS, WILMINGTON TERMINAL	167981	1930 E PACIFIC COAST HWY	Wilmington	90744	Ts-11 industrial: sector-based inspections	8/8/2018	✓
TESORO LOGISTICS, CARSON PROD TERMINAL	174703	2149 E SEPULVEDA BLVD	Carson	90745	Ts-05 title v (only) facility	8/23/2017	✓
TESORO LOGISTICS, CARSON PROD TERMINAL	174703	2149 E SEPULVEDA BLVD	Carson	90745	Ts-05 title v (only) facility	5/29/2018	
TESORO REF & MKT P. HONG #68624	152034	911 W CARSON ST	Torrance	90501	Ts-40 service stations: retail gasoline dispensing (from ts 12)	4/22/2016	
TESORO REF & MKT P. HONG #68624	152034	911 W CARSON ST	Torrance	90501	Ts-40 service stations: retail gasoline dispensing (from ts 12)	4/20/2017	
TESORO REF & MKT P. HONG #68626	152027	19008 S NORMANDIE AVE	Torrance	90501	Ts-40 service stations: retail gasoline dispensing (from ts 12)	4/21/2016	

Appendix 4-139

Facility Name	Facility ID	Address	City	Zip	Technical Specialty (TS)	Inspection Date	Enforcement Action
TESORO REF & MKT P. HONG #68626	152027	19008 S NORMANDIE AVE	Torrance	90501	Ts-40 service stations: retail gasoline dispensing (from ts 12)	6/7/2018	✓
TESORO REF & MKTG CO LLC,CALCINER	174591	2450 PIER B ST	Long beach	90813	Ts-01 cycle i reclaim/title v facility	9/26/2017	
TESORO REF & MKTG CO LLC,CALCINER	174591	2450 PIER B ST	Long beach	90813	Ts-01 cycle i reclaim/title v facility	9/26/2017	✓
TESORO REF & MKTG CO LLC,CALCINER	174591	2450 PIER B ST	Long beach	90813	Ts-01 cycle i reclaim/title v facility	5/25/2018	
TESORO REF & MKTG. J KHANGURA #68517	151914	22232 S WILMINGTON AVE	Carson	90745	Ts-40 service stations: retail gasoline dispensing (from ts 12)	5/9/2017	
TESORO REFINING & MARKETING CO, LLC	174655	2350 E 223RD ST	Carson	90810	Ts-02 cycle ii reclaim/title v facility	3/30/2016	✓
TESORO REFINING & MARKETING CO, LLC	174655	2350 E 223RD ST	Carson	90810	Ts-02 cycle ii reclaim/title v facility	3/30/2016	✓
TESORO REFINING & MARKETING CO, LLC	174655	2350 E 223RD ST	Carson	90810	Ts-02 cycle ii reclaim/title v facility	7/13/2016	
TESORO REFINING & MARKETING CO, LLC	174655	2350 E 223RD ST	Carson	90810	Ts-02 cycle ii reclaim/title v facility	8/5/2016	
TESORO REFINING & MARKETING CO, LLC	174655	2350 E 223RD ST	Carson	90810	Ts-02 cycle ii reclaim/title v facility	5/2/2017	✓
TESORO REFINING & MARKETING CO, LLC	174655	2350 E 223RD ST	Carson	90810	Ts-02 cycle ii reclaim/title v facility	1/31/2018	

Appendix 4-140

Facility Name	Facility ID	Address	City	Zip	Technical Specialty (TS)	Inspection Date	Enforcement Action
TESORO REFINING & MARKETING CO, LLC	174655	2350 E 223RD ST	Carson	90810	Ts-02 cycle ii reclaim/title v facility	9/26/2018	✓
TESORO REFINING & MARKETING CO, LLC	174655	2350 E 223RD ST	Carson	90810	Ts-02 cycle ii reclaim/title v facility	11/28/2018	
TESORO REFINING AND MARKETING CO, LLC	151798	23208 S ALAMEDA ST	Carson	90810	Ts-01 cycle i reclaim/title v facility	9/18/2017	
TESORO REFINING AND MARKETING CO, LLC	151798	23208 S ALAMEDA ST	Carson	90810	Ts-01 cycle i reclaim/title v facility	10/2/2017	
TESORO REFINING AND MARKETING CO, LLC	151798	23208 S ALAMEDA ST	Carson	90810	Ts-01 cycle i reclaim/title v facility	2/22/2018	
TESORO REFINING AND MARKETING CO, LLC	151798	23208 S ALAMEDA ST	Carson	90810	Ts-01 cycle i reclaim/title v facility	2/22/2018	
TESORO REFINING AND MARKETING CO, LLC	151798	23208 S ALAMEDA ST	Carson	90810	Ts-01 cycle i reclaim/title v facility	3/20/2018	
TESORO REFINING AND MARKETING CO, LLC	800436	2101 E PACIFIC COAST HWY	Wilmington	90744	Ts-01 cycle i reclaim/title v facility	6/29/2016	
TESORO REFINING AND MARKETING CO, LLC	800436	2101 E PACIFIC COAST HWY	Wilmington	90744	Ts-01 cycle i reclaim/title v facility	8/23/2016	
TESORO REFINING AND MARKETING CO, LLC	800436	2101 E PACIFIC COAST HWY	Wilmington	90744	Ts-01 cycle i reclaim/title v facility	6/21/2017	
TESORO REFINING AND MARKETING CO, LLC	800436	2101 E PACIFIC COAST HWY	Wilmington	90744	Ts-01 cycle i reclaim/title v facility	8/1/2017	✓
TESORO REFINING AND MARKETING CO, LLC	800436	2101 E PACIFIC COAST HWY	Wilmington	90744	Ts-01 cycle i reclaim/title v facility	8/2/2017	✓

Appendix 4-141

Facility Name	Facility ID	Address	City	Zip	Technical Specialty (TS)	Inspection Date	Enforcement Action
TESORO REFINING AND MARKETING CO, LLC	800436	2101 E PACIFIC COAST HWY	Wilmington	90744	Ts-01 cycle i reclaim/title v facility	8/3/2017	✓
TESORO REFINING AND MARKETING CO, LLC	800436	2101 E PACIFIC COAST HWY	Wilmington	90744	Ts-01 cycle i reclaim/title v facility	3/20/2018	
TESORO REFINING AND MARKETING CO, LLC	800436	2101 E PACIFIC COAST HWY	Wilmington	90744	Ts-01 cycle i reclaim/title v facility	4/13/2018	
TEXOLLINI INC	96587	2575 EL PRESIDIO ST	Carson	90810	Ts-03 cycle i reclaim/non-title v facility	4/14/2016	
TEXOLLINI INC	96587	2575 EL PRESIDIO ST	Carson	90810	Ts-03 cycle i reclaim/non-title v facility	6/23/2017	
TEXOLLINI INC	96587	2575 EL PRESIDIO ST	Carson	90810	Ts-03 cycle i reclaim/non-title v facility	1/4/2018	
THE DYE HOUSE, L.A., LLC	176821	935 E ARTESIA BLVD "B"	Carson	90746	Ts-12 industrial sources - out of business and change of ownership	8/29/2017	
THE HOME DEPOT	141026	751 SPRING ST	Signal hill	90807	Ts-11 industrial: sector-based inspections	3/3/2016	
THE SALVATION ARMY (CALIF CORP)	121507	180 E OCEAN BLVD	Long beach	90802	Ts-11 industrial: sector-based inspections	11/9/2016	
THE STRIP JOINT INC	180571	22624 S NORMANDIE AVE UNIT B	Torrance	90502	Ts-11 industrial: sector-based inspections	8/24/2016	
THUMS LONG BEACH	800330	1105 HARBOR SCENIC DR PIERS J1-J6	Long beach	90802	Ts-11 industrial: sector-based inspections	9/1/2016	✓

Appendix 4-142

Facility Name	Facility ID	Address	City	Zip	Technical Specialty (TS)	Inspection Date	Enforcement Action
THUMS LONG BEACH	800330	1105 HARBOR SCENIC DR PIERS J1-J6	Long beach	90802	Ts-11 industrial: sector-based inspections	11/2/2017	
THUMS LONG BEACH	800330	1105 HARBOR SCENIC DR PIERS J1-J6	Long beach	90802	Ts-11 industrial: sector-based inspections	6/7/2018	
THUMS LONG BEACH CO	129497	1411 PIER D ST	Long beach	90802	Ts-11 industrial: sector-based inspections	3/22/2017	
THUMS LONG BEACH CO	129497	1411 PIER D ST	Long beach	90802	Ts-11 industrial: sector-based inspections	2/1/2018	
THUNDER STUDIOS, INC	176909	20434 S SANTA FE AVE	Long beach	90810	Ts-11 industrial: sector-based inspections	2/23/2016	✓
TIDELANDS OIL PROD CO - NC LEASE	151165	HENRY FORD AVE	Wilmington	90744	Ts-31 area sources: rule 222 equipment	4/26/2016	
TIDELANDS OIL PROD CO - PIER D SOUTH SIT	151196	PIER D, PORT OF LONG BEACH	Long beach	90802	Ts-31 area sources: rule 222 equipment	4/26/2016	
TIDELANDS OIL PRODUCTION CO	800325	949 PIER G AVE	Long beach	90802	Ts-11 industrial: sector-based inspections	9/12/2016	✓
TIDELANDS OIL PRODUCTION CO	800325	949 PIER G AVE	Long beach	90802	Ts-11 industrial: sector-based inspections	9/12/2016	✓
TIDELANDS OIL PRODUCTION CO	800325	949 PIER G AVE	Long beach	90802	Ts-11 industrial: sector-based inspections	7/28/2017	✓
TIDELANDS OIL PRODUCTION CO	800325	949 PIER G AVE	Long beach	90802	Ts-11 industrial: sector-based inspections	11/7/2017	✓
TIDELANDS OIL PRODUCTION CO	800325	949 PIER G AVE	Long beach	90802	Ts-11 industrial: sector-based inspections	11/7/2017	✓
TIDELANDS OIL PRODUCTION CO	800325	949 PIER G AVE	Long beach	90802	Ts-11 industrial: sector-based inspections	9/19/2018	✓

Appendix 4-143

Facility Name	Facility ID	Address	City	Zip	Technical Specialty (TS)	Inspection Date	Enforcement Action
TIDELANDS OIL PRODUCTION CO/A4/A5 SITE	149851	795 HARBOR SCENIC DR	Long beach	90802	Ts-31 area sources: rule 222 equipment	4/26/2016	
TIDELANDS OIL PRODUCTION CO/CARRACK	149858	405 CARRACK AVE	Long beach	90802	Ts-31 area sources: rule 222 equipment	4/26/2016	
TIDELANDS OIL PRODUCTION CO/J1 SITE	149854	1000 HARBOR SCENIC DR	Long beach	90802	Ts-31 area sources: rule 222 equipment	4/26/2016	
TIDELANDS OIL PRODUCTION CO/J3 SITE	149856	1160 HARBOR SCENIC DR	Long beach	90802	Ts-31 area sources: rule 222 equipment	4/26/2016	
TIDELANDS OIL PRODUCTION CO/J4 SITE	149870	1595 PIER J AVE	Long beach	90802	Ts-31 area sources: rule 222 equipment	4/26/2016	
TIDELANDS OIL PRODUCTION CO/PIER A WEST	149881	401 HENRY FORD AVE	Wilmington	90744	Ts-31 area sources: rule 222 equipment	4/26/2016	
TIDELANDS OIL PRODUCTION CO/PIER C	149860	PIER C/PORT OF LONG BEACH	Long beach	90802	Ts-31 area sources: rule 222 equipment	4/26/2016	
TIDELANDS OIL PRODUCTION CO/PIER G SITE	149872	1339 PIER G AVE	Long beach	90802	Ts-31 area sources: rule 222 equipment	4/26/2016	
TIDELANDS OIL PRODUCTION CO/PIER J SITE	149880	1755 PIER J AVE	Long beach	90802	Ts-31 area sources: rule 222 equipment	4/26/2016	
TIDELANDS OIL PRODUCTION CO/PIER S EAST	149879	PIER S, TERMINAL ISLAND	Long beach	90802	Ts-31 area sources: rule 222 equipment	4/26/2016	
TIDELANDS OIL PRODUCTION CO/PIER T WELLS	151057	855 PIER T	Long beach	90802	Ts-31 area sources: rule 222 equipment	4/26/2016	

Appendix 4-144

Facility Name	Facility ID	Address	City	Zip	Technical Specialty (TS)	Inspection Date	Enforcement Action
TIDELANDS OIL PRODUCTION CO/REEF SITE	149884	875 QUEENSWAY DR	Long beach	90802	Ts-31 area sources: rule 222 equipment	4/26/2016	
TIDELANDS OIL PRODUCTION CO/STANDARD LEA	149885	1498 LONG BEACH FWY	Long beach	90802	Ts-31 area sources: rule 222 equipment	4/26/2016	
TIDELANDS OIL PRODUCTION CO/W WELLS SITE	149883	3100 W OCEAN BLVD	Long beach	90802	Ts-31 area sources: rule 222 equipment	4/26/2016	
TIDELANDS OIL PRODUCTION CO/WEST DOW	149886	3555 DOCK ST	Long beach	90802	Ts-31 area sources: rule 222 equipment	4/26/2016	
TIDELANDS OIL PRODUCTION CO/Z1 SITE	149847	650 PIER F AVE	Long beach	90802	Ts-31 area sources: rule 222 equipment	4/26/2016	
TIDELANDS OIL PRODUCTION COMPANY	136965	975 PIER F AVE	Long beach	90802	Ts-11 industrial: sector-based inspections	4/26/2016	
TIDELANDS OIL PRODUCTION COMPANY ETAL	68118	230 S PICO AVE	Long beach	90802	Ts-11 industrial: sector-based inspections	12/27/2016	✓
TIDELANDS OIL PRODUCTION COMPANY ETAL	68118	230 S PICO AVE	Long beach	90802	Ts-11 industrial: sector-based inspections	11/8/2017	
TIDELANDS OIL PRODUCTION COMPANY ETAL	68118	230 S PICO AVE	Long beach	90802	Ts-11 industrial: sector-based inspections	10/25/2018	
TIDELANDS OIL PRODUCTION COMPANY, ETAL	68112	228 PIER D AVE	Long beach	90802	Ts-15 industrial: crude oil production	4/26/2016	

Appendix 4-145

Facility Name	Facility ID	Address	City	Zip	Technical Specialty (TS)	Inspection Date	Enforcement Action
TIDELANDS OIL PRODUCTION/PIER E SITE	149867	PIER E/PORT OF LONG BEACH	Long beach	90802	Ts-31 area sources: rule 222 equipment	4/26/2016	
TIME WARNER CABLE	157180	605 E G ST	Wilmington	90744	Ts-11 industrial: sector-based inspections	1/4/2017	
TORRANCE LOGISTICS COMPANY LLC	182816	551 PILCHARD ST	San pedro	90731	Ts-11 industrial: sector-based inspections	6/7/2017	
TORRANCE LOGISTICS COMPANY, LLC	182753	799 S SEASIDE AVE B #238-240	Terminal island	90731	Ts-05 title v (only) facility	9/20/2017	
TORRANCE LOGISTICS COMPANY, LLC	182753	799 S SEASIDE AVE B #238-240	Terminal island	90731	Ts-05 title v (only) facility	9/27/2018	
TRANS PACIFIC CONTAINER	138955	920 W HARRY BRIDGES BLVD	Wilmington	90744	Ts-11 industrial: sector-based inspections	7/1/2016	
TRANS PACIFIC CONTAINER	138955	920 W HARRY BRIDGES BLVD	Wilmington	90744	Ts-11 industrial: sector-based inspections	8/24/2016	
U.S. HANGER COMPANY, LLC	156628	17501 S DENVER AVE	Gardena	90248	Ts-11 industrial: sector-based inspections	8/24/2016	
ULTRAMAR INC	800026	2402 E ANAHEIM ST	Wilmington	90744	Ts-01 cycle i reclaim/title v facility	4/28/2016	
ULTRAMAR INC	800026	2402 E ANAHEIM ST	Wilmington	90744	Ts-01 cycle i reclaim/title v facility	5/17/2016	
ULTRAMAR INC	800026	2402 E ANAHEIM ST	Wilmington	90744	Ts-01 cycle i reclaim/title v facility	6/8/2016	✓
ULTRAMAR INC	800026	2402 E ANAHEIM ST	Wilmington	90744	Ts-01 cycle i reclaim/title v facility	6/9/2016	✓
ULTRAMAR INC	800026	2402 E ANAHEIM ST	Wilmington	90744	Ts-01 cycle i reclaim/title v facility	6/15/2016	
ULTRAMAR INC	800026	2402 E ANAHEIM ST	Wilmington	90744	Ts-01 cycle i reclaim/title v facility	6/16/2016	✓

Appendix 4-146

Facility Name	Facility ID	Address	City	Zip	Technical Specialty (TS)	Inspection Date	Enforcement Action
ULTRAMAR INC	800026	2402 E ANAHEIM ST	Wilmington	90744	Ts-01 cycle i reclaim/title v facility	6/17/2016	
ULTRAMAR INC	800026	2402 E ANAHEIM ST	Wilmington	90744	Ts-01 cycle i reclaim/title v facility	7/15/2016	
ULTRAMAR INC	800026	2402 E ANAHEIM ST	Wilmington	90744	Ts-01 cycle i reclaim/title v facility	7/26/2016	
ULTRAMAR INC	800026	2402 E ANAHEIM ST	Wilmington	90744	Ts-01 cycle i reclaim/title v facility	8/12/2016	
ULTRAMAR INC	800026	2402 E ANAHEIM ST	Wilmington	90744	Ts-01 cycle i reclaim/title v facility	8/18/2016	
ULTRAMAR INC	800026	2402 E ANAHEIM ST	Wilmington	90744	Ts-01 cycle i reclaim/title v facility	8/26/2016	
ULTRAMAR INC	800026	2402 E ANAHEIM ST	Wilmington	90744	Ts-01 cycle i reclaim/title v facility	8/31/2016	
ULTRAMAR INC	800026	2402 E ANAHEIM ST	Wilmington	90744	Ts-01 cycle i reclaim/title v facility	9/2/2016	✓
ULTRAMAR INC	800026	2402 E ANAHEIM ST	Wilmington	90744	Ts-01 cycle i reclaim/title v facility	9/12/2016	
ULTRAMAR INC	800026	2402 E ANAHEIM ST	Wilmington	90744	Ts-01 cycle i reclaim/title v facility	9/30/2016	
ULTRAMAR INC	800026	2402 E ANAHEIM ST	Wilmington	90744	Ts-01 cycle i reclaim/title v facility	11/7/2016	
ULTRAMAR INC	800026	2402 E ANAHEIM ST	Wilmington	90744	Ts-01 cycle i reclaim/title v facility	12/14/2016	
ULTRAMAR INC	800026	2402 E ANAHEIM ST	Wilmington	90744	Ts-01 cycle i reclaim/title v facility	1/13/2017	✓
ULTRAMAR INC	800026	2402 E ANAHEIM ST	Wilmington	90744	Ts-01 cycle i reclaim/title v facility	2/15/2017	

Appendix 4-147

Facility Name	Facility ID	Address	City	Zip	Technical Specialty (TS)	Inspection Date	Enforcement Action
ULTRAMAR INC	800026	2402 E ANAHEIM ST	Wilmington	90744	Ts-01 cycle i reclaim/title v facility	5/12/2017	
ULTRAMAR INC	800026	2402 E ANAHEIM ST	Wilmington	90744	Ts-01 cycle i reclaim/title v facility	6/9/2017	
ULTRAMAR INC	800026	2402 E ANAHEIM ST	Wilmington	90744	Ts-01 cycle i reclaim/title v facility	6/13/2017	
ULTRAMAR INC	800026	2402 E ANAHEIM ST	Wilmington	90744	Ts-01 cycle i reclaim/title v facility	6/27/2017	✓
ULTRAMAR INC	800026	2402 E ANAHEIM ST	Wilmington	90744	Ts-01 cycle i reclaim/title v facility	6/28/2017	✓
ULTRAMAR INC	800026	2402 E ANAHEIM ST	Wilmington	90744	Ts-01 cycle i reclaim/title v facility	6/29/2017	✓
ULTRAMAR INC	800026	2402 E ANAHEIM ST	Wilmington	90744	Ts-01 cycle i reclaim/title v facility	7/12/2017	
ULTRAMAR INC	800026	2402 E ANAHEIM ST	Wilmington	90744	Ts-01 cycle i reclaim/title v facility	8/24/2017	
ULTRAMAR INC	800026	2402 E ANAHEIM ST	Wilmington	90744	Ts-01 cycle i reclaim/title v facility	8/30/2017	
ULTRAMAR INC	800026	2402 E ANAHEIM ST	Wilmington	90744	Ts-01 cycle i reclaim/title v facility	8/31/2017	✓
ULTRAMAR INC	800026	2402 E ANAHEIM ST	Wilmington	90744	Ts-01 cycle i reclaim/title v facility	9/7/2017	✓
ULTRAMAR INC	800026	2402 E ANAHEIM ST	Wilmington	90744	Ts-01 cycle i reclaim/title v facility	9/28/2017	✓
ULTRAMAR INC	800026	2402 E ANAHEIM ST	Wilmington	90744	Ts-01 cycle i reclaim/title v facility	2/13/2018	
ULTRAMAR INC	800026	2402 E ANAHEIM ST	Wilmington	90744	Ts-01 cycle i reclaim/title v facility	2/27/2018	

Appendix 4-148

Facility Name	Facility ID	Address	City	Zip	Technical Specialty (TS)	Inspection Date	Enforcement Action
ULTRAMAR INC	800026	2402 E ANAHEIM ST	Wilmington	90744	Ts-01 cycle i reclaim/title v facility	3/16/2018	
ULTRAMAR INC	800026	2402 E ANAHEIM ST	Wilmington	90744	Ts-01 cycle i reclaim/title v facility	4/5/2018	
ULTRAMAR INC	800026	2402 E ANAHEIM ST	Wilmington	90744	Ts-01 cycle i reclaim/title v facility	5/4/2018	
ULTRAMAR INC	800026	2402 E ANAHEIM ST	Wilmington	90744	Ts-01 cycle i reclaim/title v facility	5/17/2018	
ULTRAMAR INC	800026	2402 E ANAHEIM ST	Wilmington	90744	Ts-01 cycle i reclaim/title v facility	5/24/2018	
ULTRAMAR INC	800026	2402 E ANAHEIM ST	Wilmington	90744	Ts-01 cycle i reclaim/title v facility	5/31/2018	
ULTRAMAR INC	800026	2402 E ANAHEIM ST	Wilmington	90744	Ts-01 cycle i reclaim/title v facility	6/7/2018	
ULTRAMAR INC	800026	2402 E ANAHEIM ST	Wilmington	90744	Ts-01 cycle i reclaim/title v facility	6/14/2018	
ULTRAMAR INC	800026	2402 E ANAHEIM ST	Wilmington	90744	Ts-01 cycle i reclaim/title v facility	6/22/2018	
ULTRAMAR INC	800026	2402 E ANAHEIM ST	Wilmington	90744	Ts-01 cycle i reclaim/title v facility	6/28/2018	
ULTRAMAR INC	800026	2402 E ANAHEIM ST	Wilmington	90744	Ts-01 cycle i reclaim/title v facility	7/12/2018	✓
ULTRAMAR INC	800026	2402 E ANAHEIM ST	Wilmington	90744	Ts-01 cycle i reclaim/title v facility	7/19/2018	
ULTRAMAR INC	800026	2402 E ANAHEIM ST	Wilmington	90744	Ts-01 cycle i reclaim/title v facility	7/31/2018	

Facility Name	Facility ID	Address	City	Zip	Technical Specialty (TS)	Inspection Date	Enforcement Action
ULTRAMAR INC	800026	2402 E ANAHEIM ST	Wilmington	90744	Ts-01 cycle i reclaim/title v facility	10/9/2018	✓
ULTRAMAR INC	800198	961 LA PALOMA AVE	Wilmington	90744	Ts-05 title v (only) facility	9/7/2016	
ULTRAMAR INC	800198	961 LA PALOMA AVE	Wilmington	90744	Ts-05 title v (only) facility	10/28/2016	
ULTRAMAR INC	800198	961 LA PALOMA AVE	Wilmington	90744	Ts-05 title v (only) facility	8/9/2018	
ULTRAMAR, INC	127749	1220 N ALAMEDA ST	Wilmington	90744	Ts-11 industrial: sector- based inspections	8/18/2017	
ULTRAMAR, INC	127749	1220 N ALAMEDA ST	Wilmington	90744	Ts-11 industrial: sector- based inspections	2/16/2018	
UNION PACIFIC RAILROAD	122101	2442 E CARSON ST	Carson	90810	Ts-11 industrial: sector- based inspections	8/25/2016	✓
UNION PACIFIC RAILROAD	144572	2401 E SEPULVEDA BLVD	Long beach	90810	Ts-11 industrial: sector- based inspections	3/10/2016	
UNION SUPPLY GROUP	184082	2301 E PACIFICA PL	Rancho dominguez	90220	Ts-11 industrial: sector- based inspections	8/1/2017	
UNITED FAMILY LLC	160523	3401 LONG BEACH BLVD	Long beach	90807	Ts-40 service stations: retail gasoline dispensing (from ts 12)	5/23/2017	✓
UNITED RENTAL	145733	2020 W PACIFIC COAST HIGHWAY	Long beach	90810	Ts-11 industrial: sector- based inspections	4/22/2016	✓
URBAN VILLAGE APARTMENTS	176594	1081 LONG BEACH BLVD	Long beach	90813	Ts-11 industrial: sector- based inspections	5/16/2017	
US BORAX & CHEM CORP	2983	300 FALCON ST	Wilmington	90744	Ts-11 industrial: sector- based inspections	5/3/2016	

Appendix 4-150

Facility Name	Facility ID	Address	City	Zip	Technical Specialty (TS)	Inspection Date	Enforcement Action
US BORAX & CHEM CORP UNIT NO. 2	18636	300 FALCON ST	Wilmington	90744	Ts-11 industrial: sector-based inspections	5/3/2016	
US BORAX & CHEM CORP UNIT NO. 9	8066	300 FALCON ST	Wilmington	90744	Ts-11 industrial: sector-based inspections	5/3/2016	
US BORAX INC	9638	300 FALCON ST	Wilmington	90744	Ts-11 industrial: sector-based inspections	5/3/2016	
US BORAX INC	800149	300 FALCON ST	Wilmington	90744	Ts-04 cycle ii reclaim/non-title v facility	10/11/2016	
US BORAX INC	800149	300 FALCON ST	Wilmington	90744	Ts-04 cycle ii reclaim/non-title v facility	6/22/2017	
US BORAX INC	800149	300 FALCON ST	Wilmington	90744	Ts-04 cycle ii reclaim/non-title v facility	10/12/2018	
US COAST GUARD ISC SAN PEDRO	4722	1001 S SEASIDE AVE BLDG 10	San pedro	90731	Ts-11 industrial: sector-based inspections	9/27/2017	
VALERO WILMINGTON ASPHALT PLANT	800393	1651 ALAMEDA ST	Wilmington	90744	Ts-81 ref/energy: refineries	8/10/2016	✓
VALERO WILMINGTON ASPHALT PLANT	800393	1651 ALAMEDA ST	Wilmington	90744	Ts-81 ref/energy: refineries	8/12/2016	
VALERO WILMINGTON ASPHALT PLANT	800393	1651 ALAMEDA ST	Wilmington	90744	Ts-81 ref/energy: refineries	8/19/2016	
VALERO WILMINGTON ASPHALT PLANT	800393	1651 ALAMEDA ST	Wilmington	90744	Ts-81 ref/energy: refineries	9/25/2017	
VALERO WILMINGTON ASPHALT PLANT	800393	1651 ALAMEDA ST	Wilmington	90744	Ts-81 ref/energy: refineries	3/22/2018	
VALERO WILMINGTON ASPHALT PLANT	800393	1651 ALAMEDA ST	Wilmington	90744	Ts-81 ref/energy: refineries	9/14/2018	

Appendix 4-151

Facility Name	Facility ID	Address	City	Zip	Technical Specialty (TS)	Inspection Date	Enforcement Action
VALERO WILMINGTON ASPHALT PLANT	800393	1651 ALAMEDA ST	Wilmington	90744	Ts-81 ref/energy: refineries	12/20/2018	✓
VALLEY OF THE SUN COSMETICS, LLC	175407	535 PATRICE PL	Gardena	90248	Ts-11 industrial: sector-based inspections	9/1/2017	
VALMONT COATINGS, CALWEST GALVANIZING	118817	2226 E DOMINGUEZ ST	Long beach	90810	Ts-11 industrial: sector-based inspections	3/18/2016	
VAZQUEZ BODY REPAIR	133484	434 N AVALON BLVD	Wilmington	90744	Ts-11 industrial: sector-based inspections	1/26/2017	✓
VAZQUEZ BODY REPAIR	133484	434 N AVALON BLVD	Wilmington	90744	Ts-11 industrial: sector-based inspections	6/15/2018	✓
VAZQUEZ BODY REPAIR	133484	434 N AVALON BLVD	Wilmington	90744	Ts-11 industrial: sector-based inspections	9/26/2018	
VILI GROUP INC	178964	1430 E PACIFIC COAST HWY	Wilmington	90744	Ts-40 service stations: retail gasoline dispensing (from ts 12)	9/12/2017	✓
VIRGINIA COUNTRY CLUB	129050	4602 VIRGINIA RD	Long beach	90807	Ts-11 industrial: sector-based inspections	1/25/2017	
VISTA COVE CARE CENTER AT LONG BEACH	178315	3401 CEDAR AVE	Long beach	90807	Ts-11 industrial: sector-based inspections	2/16/2016	
VONS FUEL CENTER #1625	127286	1320 W REDONDO BEACH BLVD	Gardena	90247	Ts-40 service stations: retail gasoline dispensing (from ts 12)	8/8/2017	

Appendix 4-152

Facility Name	Facility ID	Address	City	Zip	Technical Specialty (TS)	Inspection Date	Enforcement Action
VOPAK TERMINAL LONG BEACH INC,A DELAWARE	137722	3601 DOCK ST	San pedro	90731	Ts-84 ref/energy: marine term. & tank facilities	8/31/2017	✓
VOPAK TERMINAL LOS ANGELES, INC.	6586	401 CANAL ST	Wilmington	90744	Ts-84 ref/energy: marine term. & tank facilities	8/31/2017	✓
W/GL OCEAN AVENUE LB HOLDINGS VII, LLC	181084	1 WORLD TRADE CENTER #198	Long beach	90831	Ts-11 industrial: sector-based inspections	6/16/2016	
W/GL OCEAN AVENUE LB HOLDINGS VII, LLC	181084	1 WORLD TRADE CENTER #198	Long beach	90831	Ts-11 industrial: sector-based inspections	6/17/2016	
WASTE MANAGEMENT, INC.	47634	1970 E 213TH ST	Carson	90810	Ts-11 industrial: sector-based inspections	4/21/2016	
WATSON BUILDING 201	159259	2000 CARSON ST	Carson	90810	Ts-11 industrial: sector-based inspections	5/12/2016	
WATSON LAND CO	124761	21750 ARNOLD CENTER RD	Long beach	90810	Ts-11 industrial: sector-based inspections	5/11/2017	
WATSON LEGACY 219	158964	2116 E 220TH ST	Carson	90810	Ts-11 industrial: sector-based inspections	5/11/2017	✓
WEST COAST SANDBLASTING, INC.	162265	1516 HAYES AVE	Long beach	90813	Ts-11 industrial: sector-based inspections	12/15/2016	✓
WEST OCEAN ASSOCIATION	148323	400 W OCEAN BLVD	Long beach	90802	Ts-11 industrial: sector-based inspections	12/1/2016	
WEST OCEAN ASSOCIATION	149509	411 W SEASIDE WAY	Long beach	90802	Ts-11 industrial: sector-based inspections	12/1/2016	

Appendix 4-153

Facility Name	Facility ID	Address	City	Zip	Technical Specialty (TS)	Inspection Date	Enforcement Action
WESTERN FUEL GROUP, INC	180438	900 W SEPULVEDA BLVD	Harbor city	90710	Ts-40 service stations: retail gasoline dispensing (from ts 12)	4/15/2016	✓
WESTERN FUEL GROUP, INC	180438	900 W SEPULVEDA BLVD	Harbor city	90710	Ts-40 service stations: retail gasoline dispensing (from ts 12)	11/14/2018	✓
WILLOW CLEANERS	16151	440 W WILLOW ST	Long beach	90806	Ts-11 industrial: sector-based inspections	3/23/2016	✓
WILMINGTON PARK INC	154445	21633 S WILMINGTON AVE	Long beach	90810	Ts-40 service stations: retail gasoline dispensing (from ts 12)	8/2/2018	✓
XO COMMUNICATIONS	122227	200 PINE AVE	Long beach	90802	Ts-11 industrial: sector-based inspections	5/12/2016	
XO COMMUNICATIONS	122227	200 PINE AVE	Long beach	90802	Ts-11 industrial: sector-based inspections	5/24/2016	
Y&S UPHOLSTERY INC DBA A-1 AUTO REPAIR	177105	16601 S VERMONT AVE	Gardena	90247	Ts-11 industrial: sector-based inspections	6/30/2016	✓
YUSEN LOGISTICS (AMERICAS), INC.	145470	2417 E CARSON ST	Long beach	90810	Ts-11 industrial: sector-based inspections	5/24/2017	✓

List of Enforcement Actions Taken from January 2016 to December 2018

This table contains a list of all enforcement actions issued by inspectors against facilities in this community between January 2016 and December 2018.

Facility Name	Facility ID	Notice Type	Notice #	Issue Date ^{iv}	Violation Date ^v	Rule Number	Description	Enforcement Action Case Status
4 STARS AUTO DISM & SALES	126287	NC	E36325	12/7/2016	12/7/2016	1171	42303: Provide VOC records; 1171: Use compliant solvents; 203b: Keep filters in good operation condition	CLOSED/RESOLVED
4 STARS AUTO DISM & SALES	126287	NC	E36325	12/7/2016	12/7/2016	203	42303: Provide VOC records; 1171: Use compliant solvents; 203b: Keep filters in good operation condition	CLOSED/RESOLVED
4 STARS AUTO DISM & SALES	126287	NC	E36325	12/7/2016	12/7/2016	42303	42303: Provide VOC records; 1171: Use compliant solvents; 203b: Keep filters in good operation condition	CLOSED/RESOLVED
A & A READY MIXED CONCRETE INC	150574	NC	E42752	3/1/2018	3/1/2018	42303	Provide records for materials under P/O F88546. Provide material records for P/O G5217. Provide material records for material under P/O F88544. Provide material records for P/O F88547.	CLOSED/RESOLVED
A & A READY MIXED CONCRETE INC	150574	NC	E43205	3/16/2018	3/16/2018	42303	Provide quarry information for fly ash and cement. Provide SDS for cement and fly ash	CLOSED/RESOLVED
A AND B AUTO REPAIR AND BODY SHOP	183380	NC	E40242	8/29/2017	8/29/2017	1171	H&S 42303_ PROVIDE DAILY RECORDS, 203_ INSTALL MANOMETER ON PSB, 1171_ USE COMPLIANT GUN CLEANING SOLVENT	CLOSED/RESOLVED

^{iv} Issue Date: The date the violation notice was issued to the responsible party. This date may not reflect the date of inspection.

^v Violation Date: The date that the violation occurred and was documented by South Coast AQMD inspectors. This date may not reflect the date of inspection.

Facility Name	Facility ID	Notice Type	Notice #	Issue Date ^{iv}	Violation Date ^v	Rule Number	Description	Enforcement Action Case Status
A AND B AUTO REPAIR AND BODY SHOP	183380	NC	E40242	8/29/2017	8/29/2017	203(B)	H&S 42303_ PROVIDE DAILY RECORDS, 203_ INSTALL MANOMETER ON PSB, 1171_ USE COMPLIANT GUN CLEANING SOLVENT	CLOSED/RESOLVED
A AND B AUTO REPAIR AND BODY SHOP	183380	NC	E40242	8/29/2017	8/29/2017	42303	H&S 42303_ PROVIDE DAILY RECORDS, 203_ INSTALL MANOMETER ON PSB, 1171_ USE COMPLIANT GUN CLEANING SOLVENT	CLOSED/RESOLVED
A AND B AUTO REPAIR AND PAINT	145121	NC	E36093	8/3/2016	8/3/2016	203(A)	To obtain spray booth permit	CLOSED/RESOLVED
ABC ARCO FA CHAI CORP	170522	NOV	P64348	3/7/2017	11/1/2016	461(e)(2)(A)(i)	Failure to conduct vapor recovery reverification test semiannually (test due October 2016, test done 11/14/16)	CLOSED/RESOLVED
ABC ARCO FA CHAI CORP	170522	NOV	P72528	12/11/2018	3/2/2018	461(c)(3)(Q)	Failing to submit the facility's monthly gasoline throughput data for the previous calendar year on or before March 1, 2018. Certified Mail Tracking #7018 0040 0000 1659 9043	OPEN/PENDING
ABC ARCO FA CHAI CORP	170522	NC	E32406	4/5/2016	4/5/2016	461	PROVIDE APR 2013 TP 201.4 METHODOLOGY 6 TEST. VERIFY PV CAP INSTALLED ON VAPOR PROCESSOR CLEAN AIR EXHAUST LINE IS GUTTED - OR - REPLACE CAP WITH RAIN GUARD CAP.	CLOSED/RESOLVED

Facility Name	Facility ID	Notice Type	Notice #	Issue Date ^{iv}	Violation Date ^v	Rule Number	Description	Enforcement Action Case Status
ABC ARCO FA CHAI CORP	170522	NC	E32406	4/5/2016	4/5/2016	461(C)(2)(B)	PROVIDE APR 2013 TP 201.4 METHODOLOGY 6 TEST. VERIFY PV CAP INSTALLED ON VAPOR PROCESSOR CLEAN AIR EXHAUST LINE IS GUTTED - OR - REPLACE CAP WITH RAIN GUARD CAP.	CLOSED/RESOLVED
ABZ, INC. DBA ARCO AM/PM	150408	NOV	P72253	12/11/2018	3/2/2018	461(c)(3)(Q)	Failing to submit the facility's monthly gasoline throughput data for the previous calendar year on or before March 1, 2018. Certified Mail Tracking #7018 0680 0001 2738 1622	OPEN/PENDING
ABZ, INC. DBA ARCO AM/PM	150408	NC	E41495	5/30/2018	5/30/2018	461(e)(2)(C); (e)(6)(A); (c)(3)(G)	Early testing conducted in March 2018. Conduct next vapory recovery test in November 2018 to remain on May/November schedule; provide 2018 daily & weekly maintenance inspection records; provide AQMD signage/complaint sticker missing at Dispenser 3/4	CLOSED/RESOLVED
ACCU CROME PLATING CO INC	5137	NC	E33842	9/27/2017	9/25/2017	42303	PROVIDE PROOF OF PROPER SMOKE TEST RESULTS.	CLOSED/RESOLVED
ACCU CROME PLATING CO INC	5137	NC	E43537	8/1/2018	7/31/2018	42303	Provide a copy of facilities' Operation and Maintenance Plan	CLOSED/RESOLVED
ACE WELDING & IRONWORKS, INC.	165667	NC	E34719	3/1/2016	3/1/2016	1171	1171: Use compliant solvent for cleaning	CLOSED/RESOLVED
ACES COLLISION CENTER INC	182076	NC	E37176	8/30/2016	8/30/2016	1171(C)(1)	42303 Provide daily/monthly usage for paints used including VOC poundage. 203(b) Maintain monometer in good operating condition. 1171 Maintain and use only compliant cleaning solvents.	OPEN/PENDING

Appendix 4-157

Facility Name	Facility ID	Notice Type	Notice #	Issue Date ^{iv}	Violation Date ^v	Rule Number	Description	Enforcement Action Case Status
ACES COLLISION CENTER INC	182076	NC	E37176	8/30/2016	8/30/2016	203(B)	42303 Provide daily/monthly usage for paints used including VOC poundage. 203(b) Maintain monometer in good operating condition. 1171 Maintain and use only compliant cleaning solvents.	OPEN/PENDING
ACES COLLISION CENTER INC	182076	NC	E37176	8/30/2016	8/30/2016	42303	42303 Provide daily/monthly usage for paints used including VOC poundage. 203(b) Maintain monometer in good operating condition. 1171 Maintain and use only compliant cleaning solvents.	OPEN/PENDING
ADVANTECH OF CA LLC CIRCLE DRY CLEANERS	182184	NC	E40245	8/31/2017	8/31/2017	1102	1102 maintain complete operating logs and provide solvent purchase records. 222 apply for the registration of 2 boilers.	CLOSED/RESOLVED
ADVANTECH OF CA LLC CIRCLE DRY CLEANERS	182184	NC	E40245	8/31/2017	8/31/2017	222	1102 maintain complete operating logs and provide solvent purchase records. 222 apply for the registration of 2 boilers.	CLOSED/RESOLVED
AIR PROD & CHEM INC	3417	NC	E07238	12/22/2016	10/31/2015	2004(b)(2)	Please submit all required reports including but not limited to QCERS and APEPs on or before the end of the prescribed reconciliation period.	CLOSED/RESOLVED

Facility Name	Facility ID	Notice Type	Notice #	Issue Date ^{iv}	Violation Date ^v	Rule Number	Description	Enforcement Action Case Status
AIR PRODUCTS AND CHEMICALS, INC.	101656	NOV	P60358	2/5/2016	7/1/2014	2004(e)(1)	Inaccurate certification of quarterly emissions for 1st, 2nd, and 4th quarters. Failure to report data by means of the data acquisition and handling system for the missing hours in accordance with applicable procedures for substituting missing data.	CLOSED/RESOLVED
AIR PRODUCTS AND CHEMICALS, INC.	101656	NOV	P60358	2/5/2016	7/1/2014	2012 Appendix A, Chapter 2(B)(5)(f)	Inaccurate certification of quarterly emissions for 1st, 2nd, and 4th quarters. Failure to report data by means of the data acquisition and handling system for the missing hours in accordance with applicable procedures for substituting missing data.	CLOSED/RESOLVED
AIR PRODUCTS AND CHEMICALS, INC.	101656	NOV	P63375	3/21/2018	7/1/2017	2004(F)(1)	1) Failure to comply with all rules & permit conditions applicable to the facility. 2) Failure to hold adequate RTCs at the commencement of each compliance year. 3) Failure to operate all equipment at a title V facility in compliance with terms.	CLOSED/RESOLVED
AIR PRODUCTS AND CHEMICALS, INC.	101656	NOV	P63375	3/21/2018	7/1/2017	2005(f)(1)	1) Failure to comply with all rules & permit conditions applicable to the facility. 2) Failure to hold adequate RTCs at the commencement of each compliance year. 3) Failure to operate all equipment at a title V facility in compliance with terms.	CLOSED/RESOLVED

Facility Name	Facility ID	Notice Type	Notice #	Issue Date ^{iv}	Violation Date ^v	Rule Number	Description	Enforcement Action Case Status
AIR PRODUCTS AND CHEMICALS, INC.	101656	NOV	P63375	3/21/2018	7/1/2017	3002(C)(1)	1) Failure to comply with all rules & permit conditions applicable to the facility. 2) Failure to hold adequate RTCs at the commencement of each compliance year. 3) Failure to operate all equipment at a title V facility in compliance with terms.	CLOSED/RESOLVED
AIR PRODUCTS AND CHEMICALS, INC.	101656	NOV	P63380	10/2/2018	1/1/2018	3002(C)(1)	RULE 3002 (C) (1) __ ISSUED FOR SELF REPORTED TITLE V DEVIATIONS. SEE ATTACHED	CLOSED/RESOLVED
AIR PRODUCTS AND CHEMICALS, INC.	101656	NC	E07786	1/10/2017	12/31/2016	2004	1) Submit all required reports including but not limited to QCERs and APEPs on or before the end of the prescribed reconciliation period. 2) Operate a direct monitoring device to measure NOx emissions for device D38, even if the unit is down.	CLOSED/RESOLVED
AIR PRODUCTS AND CHEMICALS, INC.	101656	NC	E07786	1/10/2017	12/31/2016	2012(C)(2)	1) Submit all required reports including but not limited to QCERs and APEPs on or before the end of the prescribed reconciliation period. 2) Operate a direct monitoring device to measure NOx emissions for device D38, even if the unit is down.	CLOSED/RESOLVED
AIR-TEC	82584	NOV	P71549	12/11/2018	3/2/2018	461(c)(3)(Q)	Failing to submit the facility's monthly gasoline throughput data for the previous calendar year on or before March 1, 2018. Certified Mail Tracking #7017 3380 0000 7803 2708	OPEN/PENDING

Facility Name	Facility ID	Notice Type	Notice #	Issue Date ^{iv}	Violation Date ^v	Rule Number	Description	Enforcement Action Case Status
AJRC INC	166599	NOV	P72479	12/11/2018	3/2/2018	461(c)(3)(Q)	Failing to submit the facility's monthly gasoline throughput data for the previous calendar year on or before March 1, 2018. Certified Mail Tracking #7018 0040 0000 1660 5905	OPEN/PENDING
AL LARSON BOAT SHOP	21862	NC	E41961	12/7/2017	12/6/2017	203(B)	Operate equipment in accordance with permit conditions requiring operation logs; maintain a copy of the permits with the equipment	OPEN/PENDING
AL LARSON BOAT SHOP	21862	NC	E41961	12/7/2017	12/6/2017	206	Operate equipment in accordance with permit conditions requiring operation logs; maintain a copy of the permits with the equipment	OPEN/PENDING
AL LARSON BOAT SHOP	21862	NC	E41272	2/22/2018	2/22/2018	42303		CLOSED/RESOLVED
ALBERTSONS STORE #6132	174437	NC	E34806	2/18/2016	2/18/2016	1110.2	MAINTAIN ENGINE OPERATION LOG PER PERMIT CONDITIONS.	CLOSED/RESOLVED
ALLIED QUALITY CLEANERS	133179	NC	E07947	5/24/2016	5/24/2016	1421	(1) Provide complete operating records for dry-cleaning machine; (2) Provide perc purchase receipts; (3) Provide proof of replacement of gaskets; (4) Provide proof of cleaning of cooling coils.	CLOSED/RESOLVED
ALLIED QUALITY CLEANERS	133179	NC	E07947	5/24/2016	5/24/2016	203	(1) Provide complete operating records for dry-cleaning machine; (2) Provide perc purchase receipts; (3) Provide proof of replacement of gaskets; (4) Provide proof of cleaning of cooling coils.	CLOSED/RESOLVED

Facility Name	Facility ID	Notice Type	Notice #	Issue Date ^{iv}	Violation Date ^v	Rule Number	Description	Enforcement Action Case Status
ALLOY PROCESSING	117435	NOV	P66461	2/14/2018	2/2/2018	1469(k)(3)(A)	Failure to submit Ongoing Compliance Status and Emission Report for calendar year 2017 by February 1st of 2018 deadline.	OPEN/PENDING
ALLOY PROCESSING	117435	NC	E35730	5/17/2017	2/1/2017	1469	OCS&E Report shall be submitted on or before February 1 for all sources & shall include information covering the preceding calendar year (January 1 through December 31).	CLOSED/RESOLVED
ALLOY PROCESSING	117435	NC	E40109	8/18/2017	8/18/2017	203(a), (b)	Obtain permit to operate Dichromate sealing tank. Fix pre_filter so pressure difference stay between 1.0 and 3.0 inches of water. add fume suppressant to reduce surface tension to below 31 dynes per centimeter	CLOSED/RESOLVED
ALVIN'S AUTO BODY & PAINT	60697	NC	E36583	7/29/2016	7/29/2016	203	MAINTAIN NATURAL GAS USAGE LOG TO DEMONSTRATE COMPLIANCE WITH CONDITIONS NO. 6, 7 AND 8 OF PO G1000.	CLOSED/RESOLVED
AMERICAN OIL	185084	NC	E38749	6/27/2017	6/27/2017	203(A)	apply for change of operator permit with AQMD _ form 400CO; schedule vapor recovery performance test within 10 days of initial operation after installation of vapor recovery test	CLOSED/RESOLVED

Facility Name	Facility ID	Notice Type	Notice #	Issue Date ^{iv}	Violation Date ^v	Rule Number	Description	Enforcement Action Case Status
AMERICAN OIL	185084	NC	E38749	6/27/2017	6/27/2017	461(e)(1)	apply for change of operator permit with AQMD _ form 400CO; schedule vapor recovery performance test within 10 days of initial operation after installation of vapor recovery test	CLOSED/RESOLVED
AMERICAN PET CORP	158433	NOV	P72381	12/11/2018	3/2/2018	461(c)(3)(Q)	Failing to submit the facility's monthly gasoline throughput data for the previous calendar year on or before March 1, 2018. Certified Mail Tracking #7018 0680 0001 2738 6610	OPEN/PENDING
AMERICAN PET CORP	158433	NC	E32435	8/25/2016	8/25/2016	41960.2	REPAIR OR REPLACE NOZZLE #7 - INOPERATIVE BUMP IN. PROVIDE PERIODIC COMPLIANCE INSPECTION REPORTS FOR 2016 AND 2015.	CLOSED/RESOLVED
AMERICAN PET CORP	158433	NC	E32435	8/25/2016	8/25/2016	461	REPAIR OR REPLACE NOZZLE #7 - INOPERATIVE BUMP IN. PROVIDE PERIODIC COMPLIANCE INSPECTION REPORTS FOR 2016 AND 2015.	CLOSED/RESOLVED
ANHEUSER-BUSCH SALES-BEACH CITIES	133656	NOV	P71681	12/11/2018	3/2/2018	461(c)(3)(Q)	Failing to submit the facility's monthly gasoline throughput data for the previous calendar year on or before March 1, 2018. Certified Mail Tracking #7017 3380 0000 7803 4016	OPEN/PENDING
APRO LLC DBA UNITED OIL #105	177876	NOV	P72711	12/11/2018	3/2/2018	461(c)(3)(Q)	Failing to submit the facility's monthly gasoline throughput data for the previous calendar year on or before March 1, 2018. Certified Mail Tracking #7018 0040 0000 1659 5695	OPEN/PENDING

Facility Name	Facility ID	Notice Type	Notice #	Issue Date ^{iv}	Violation Date ^v	Rule Number	Description	Enforcement Action Case Status
APRO LLC DBA UNITED OIL #105	177876	NC	E43037	4/26/2018	4/26/2018	461(c)(1)(A)(v), (c)(1)(A)(iv), (c)(2)(B)	Maintain spill buckets clean of liquid and debris. Repair/replace dust cap on tank #1 vapor side that has loose gasket. Repair faceplate on nozzle #3 that is twisted	CLOSED/RESOLVED
APRO LLC DBA UNITED OIL #106	177877	NOV	P72712	12/11/2018	3/2/2018	461(c)(3)(Q)	Failing to submit the facility's monthly gasoline throughput data for the previous calendar year on or before March 1, 2018. Certified Mail Tracking #7018 0040 0000 1659 5688	OPEN/PENDING
APRO LLC DBA UNITED OIL #106	177877	NC	E38732	4/28/2017	4/28/2017	461(e)(2)(C)	Conduct next vapor recovery reverification test in September 2017, and every march and September thereafter	CLOSED/RESOLVED
APRO LLC DBA UNITED OIL #115	177902	NOV	P72720	12/11/2018	3/2/2018	461(c)(3)(Q)	Failing to submit the facility's monthly gasoline throughput data for the previous calendar year on or before March 1, 2018. Certified Mail Tracking #7018 0040 0000 1659 5602	OPEN/PENDING
APRO LLC DBA UNITED OIL #118	177904	NOV	P67661	5/25/2018	10/1/2015	461(c)(2)(B)	Failure to maintain Healy quarterly inspections as required by the manufacturer.	OPEN/PENDING
APRO LLC DBA UNITED OIL #118	177904	NOV	P72722	12/11/2018	3/2/2018	461(c)(3)(Q)	Failing to submit the facility's monthly gasoline throughput data for the previous calendar year on or before March 1, 2018. Certified Mail Tracking #7018 0040 0000 1659 5589	OPEN/PENDING

Facility Name	Facility ID	Notice Type	Notice #	Issue Date ^{iv}	Violation Date ^v	Rule Number	Description	Enforcement Action Case Status
APRO LLC DBA UNITED OIL #118	177904	NC	E43041	5/3/2018	5/3/2018	203(b)	Maintain spill buckets clear of debris. Replace hose #1 that has braided wire showing. Maintain Healy Quarterly inspections. Provide throughput records for March and April 2018. Maintain ISD alarm log and record every alarm within 2 hours of the start...	CLOSED/RESOLVED
APRO LLC DBA UNITED OIL #118	177904	NC	E43041	5/3/2018	5/3/2018	461(c)(1)(A)(v), (c)(2)(B), (c)(6)(D)	Maintain spill buckets clear of debris. Replace hose #1 that has braided wire showing. Maintain Healy Quarterly inspections. Provide throughput records for March and April 2018. Maintain ISD alarm log and record every alarm within 2 hours of the start...	CLOSED/RESOLVED
APRO LLC DBA UNITED OIL #120	177905	NOV	P67659	5/23/2018	4/1/2015	461(c)(2)(B)	Failure to maintain Healy quarterly inspections as required by the manufacturer	CLOSED/RESOLVED
APRO LLC DBA UNITED OIL #120	177905	NOV	P67667	7/5/2018	5/24/2018	461(C)(2)(B)	Failure to maintain Healy quarterly inspections as dictated in the VR-202 Installation and Operation Manual	CLOSED/RESOLVED
APRO LLC DBA UNITED OIL #120	177905	NOV	P72723	12/11/2018	3/2/2018	461(c)(3)(Q)	Failing to submit the facility's monthly gasoline throughput data for the previous calendar year on or before March 1, 2018. Certified Mail Tracking #7018 0040 0000 1659 5572	OPEN/PENDING

Facility Name	Facility ID	Notice Type	Notice #	Issue Date ^{iv}	Violation Date ^v	Rule Number	Description	Enforcement Action Case Status
APRO LLC DBA UNITED OIL #120	177905	NC	E43038	4/26/2018	4/26/2018	461(c)(2)(B), (e)(7)	Replace torn boots on nozzle #'s 1, 7, 10, and 12. Repair/replace twisted faceplate on nozzle #3. Ensure nozzle #2 is fueling correctly and not shutting off prematurely. Provide records of Healy quarterly inspections.	CLOSED/RESOLVED
APRO LLC DBA UNITED OIL #151	177958	NOV	P72753	12/11/2018	3/2/2018	461(c)(3)(Q)	Failing to submit the facility's monthly gasoline throughput data for the previous calendar year on or before March 1, 2018. Certified Mail Tracking #7018 0040 0000 1659 5275	OPEN/PENDING
APRO LLC DBA UNITED OIL #151	177958	NC	E46335	11/28/2018	11/28/2018	461(c)(1)(A)(v), (c)(3)(G)	Maintain spill buckets clear of liquid and debris. Ensure AQMD required decals are visibly posted at all fueling points (information covered over on dispenser 5/6)	CLOSED/RESOLVED
APRO LLC DBA UNITED OIL #165	177971	NOV	P72762	12/11/2018	3/2/2018	461(c)(3)(Q)	Failing to submit the facility's monthly gasoline throughput data for the previous calendar year on or before March 1, 2018. Certified Mail Tracking #7018 0040 0000 1659 5183	OPEN/PENDING
APRO LLC DBA UNITED OIL #179	177983	NOV	P64335	11/17/2016	10/31/2015	203(B)	Operating a gasoline dispensing facility contrary to condition #26 of AQMD Permit to Operate N29178 (Exceeded monthly gasoline throughput limit of 650,000 gallons per month in: March 2016, October 2015, December 2015)	CLOSED/RESOLVED

Facility Name	Facility ID	Notice Type	Notice #	Issue Date ^{iv}	Violation Date ^v	Rule Number	Description	Enforcement Action Case Status
APRO LLC DBA UNITED OIL #179	177983	NOV	P72774	12/11/2018	3/2/2018	461(c)(3)(Q)	Failing to submit the facility's monthly gasoline throughput data for the previous calendar year on or before March 1, 2018. Certified Mail Tracking #7018 0040 0000 1659 5060	OPEN/PENDING
APRO LLC DBA UNITED OIL #32	177843	NOV	P70667	11/29/2017	3/2/2017	461(c)(3)(Q)	Failing to submit the facility's monthly gasoline throughput data for the previous calendar year on or before March 1, 2017. Certified Mail Tracking #7016 1970 0001 0459 1531	CLOSED/RESOLVED
APRO LLC DBA UNITED OIL #32	177843	NOV	P72698	12/11/2018	3/2/2018	461(c)(3)(Q)	Failing to submit the facility's monthly gasoline throughput data for the previous calendar year on or before March 1, 2018. Certified Mail Tracking #7018 0040 0000 1659 5824	OPEN/PENDING
ARCO #42014, TREASURE FRANCHISE CO LLC	174641	NOV	P64947	8/8/2018	8/8/2018	461(e)(5)	Operating gasoline dispensing equipment components after a failed test: FP # 1 - 87, FP # 2 - 91, FP # 3 - 87 and 91, FP # 4 - all grades, FP # 5 - all grades, FP # 7 - 91	OPEN/PENDING
ARCO #42055, TESORO REFINING & MKTG. CO.	174631	NC	E38039	2/16/2017	2/16/2017	41960.2(e)	Replace hose #6 (hose crimped/flat); provide monthly gasoline throughput for 2015/2016; provide periodic compliance inspection for 2017;	CLOSED/RESOLVED
ARCO #42055, TESORO REFINING & MKTG. CO.	174631	NC	E38039	2/16/2017	2/16/2017	461(e)(6)(D), (d)(1)(B)	Replace hose #6 (hose crimped/flat); provide monthly gasoline throughput for 2015/2016; provide periodic compliance inspection for 2017;	CLOSED/RESOLVED
ARCO #42118	174628	NC	E40974	11/16/2017	11/16/2017	41960.2e	Repair or replace product cap at 91/East UST (missing gasket); repair or replace Nozzle # 7 - sticky interlock	CLOSED/RESOLVED

Appendix 4-167

Facility Name	Facility ID	Notice Type	Notice #	Issue Date ^{iv}	Violation Date ^v	Rule Number	Description	Enforcement Action Case Status
ARCO #42118	174628	NC	E40974	11/16/2017	11/16/2017	461c1Aiv	Repair or replace product cap at 91/East UST (missing gasket); repair or replace Nozzle # 7 - sticky interlock	CLOSED/RESOLVED
ARCO-KAVIR, INC.	152617	NC	E35779	5/27/2016	5/27/2016	203(B)	PROVIDE DAILY & WEEKLY INSPECTION RECORDS AND ISD ALARM AND MAINTENANCE & REPAIR LOGS. REPLACE VAPOR COLLECTION SLEEVES ON PUMPS #7 & 10 - CONTAIN HOLES/TEARS. MAINTAIN SPILL CONTAINERS FREE OF LIQUID. USE COMPLIANT (CARB-APPROVED/CERTIFIED) VAPOR	CLOSED/RESOLVED
ARCO-KAVIR, INC.	152617	NC	E35779	5/27/2016	5/27/2016	41960.2	PROVIDE DAILY & WEEKLY INSPECTION RECORDS AND ISD ALARM AND MAINTENANCE & REPAIR LOGS. REPLACE VAPOR COLLECTION SLEEVES ON PUMPS #7 & 10 - CONTAIN HOLES/TEARS. MAINTAIN SPILL CONTAINERS FREE OF LIQUID. USE COMPLIANT (CARB-APPROVED/CERTIFIED) VAPOR	CLOSED/RESOLVED
ARCO-KAVIR, INC.	152617	NC	E35779	5/27/2016	5/27/2016	461(C)(1)(A)	PROVIDE DAILY & WEEKLY INSPECTION RECORDS AND ISD ALARM AND MAINTENANCE & REPAIR LOGS. REPLACE VAPOR COLLECTION SLEEVES ON PUMPS #7 & 10 - CONTAIN HOLES/TEARS. MAINTAIN SPILL CONTAINERS FREE OF LIQUID. USE COMPLIANT (CARB-APPROVED/CERTIFIED) VAPOR	CLOSED/RESOLVED

Facility Name	Facility ID	Notice Type	Notice #	Issue Date ^{iv}	Violation Date ^v	Rule Number	Description	Enforcement Action Case Status
ARCO-KAVIR, INC.	152617	NC	E35779	5/27/2016	5/27/2016	461(C)(2)(B)	PROVIDE DAILY & WEEKLY INSPECTION RECORDS AND ISD ALARM AND MAINTENANCE & REPAIR LOGS. REPLACE VAPOR COLLECTION SLEEVES ON PUMPS #7 & 10 - CONTAIN HOLES/TEARS. MAINTAIN SPILL CONTAINERS FREE OF LIQUID. USE COMPLIANT (CARB-APPROVED/CERTIFIED) VAPOR	CLOSED/RESOLVED
ARCO-KAVIR, INC.	152617	NC	E44713	6/15/2018	6/15/2018	461(c)(1)(A)(iv); (c)(3)(G); (e)(6)(D)	Repair or replace vapor dry break cap at west UST - cap is missing gasket; install missing AQMD Complaint # 800-242-4020 at AQMD signs - all dispensers; provide throughput totals from January 2018 to May 2018	CLOSED/RESOLVED
ARTISTIC WELDING, INC	167986	NC	E40241	8/18/2017	8/18/2017	109	1171_Use low VOC gun cleaning solvent, 203_apply for correction of filter numbers on PSB, 1107_use HVLP spray guns, 109_maintain daily records of coatings and solvents	CLOSED/RESOLVED
ARTISTIC WELDING, INC	167986	NC	E40241	8/18/2017	8/18/2017	1107	1171_Use low VOC gun cleaning solvent, 203_apply for correction of filter numbers on PSB, 1107_use HVLP spray guns, 109_maintain daily records of coatings and solvents	CLOSED/RESOLVED
ARTISTIC WELDING, INC	167986	NC	E40241	8/18/2017	8/18/2017	1171	1171_Use low VOC gun cleaning solvent, 203_apply for correction of filter numbers on PSB, 1107_use HVLP spray guns, 109_maintain daily records of coatings and solvents	CLOSED/RESOLVED

Facility Name	Facility ID	Notice Type	Notice #	Issue Date ^{iv}	Violation Date ^v	Rule Number	Description	Enforcement Action Case Status
ARTISTIC WELDING, INC	167986	NC	E40241	8/18/2017	8/18/2017	203(A)	1171_Use low VOC gun cleaning solvent, 203_apply for correction of filter numbers on PSB, 1107_use HVLP spray guns, 109_maintain daily records of coatings and solvents	CLOSED/RESOLVED
ATLANTIC RETAIL, INC	176237	NC	E44869	8/2/2018	8/2/2018	203(B)	Provide/maintain ISD alarm log. Replace torn boot on nozzle #9. Replace hoses with braided wire showing (whip hoses on: 3, 7, 8, and 10 Curb hoses on: 1, 3, 9, and 10). Provide VST weekly inspection records. Provide/maintain repair logs.	CLOSED/RESOLVED
ATLANTIC RETAIL, INC	176237	NC	E44869	8/2/2018	8/2/2018	461(c)(2)(B), (d)(1)(A), (e)(6)(B), (e)(6)(C), (e)(6)(D)	Provide/maintain ISD alarm log. Replace torn boot on nozzle #9. Replace hoses with braided wire showing (whip hoses on: 3, 7, 8, and 10 Curb hoses on: 1, 3, 9, and 10). Provide VST weekly inspection records. Provide/maintain repair logs.	CLOSED/RESOLVED
ATLANTIC RETAIL, INC	176237	NC	E45442	9/20/2018	9/20/2018	461(e6C)	Conduct Methodology 4 and Methodology 6 Dynamic backpressure tests on next scheduled test and schedule as a performance test	CLOSED/RESOLVED
BDS NATURAL PRODUCTS	149431	NC	E40420	6/2/2017	6/2/2017	1415	submit rule 1415 registration plan for ac units containing more than 50 pounds of refrigerant every 2 years	CLOSED/RESOLVED

Facility Name	Facility ID	Notice Type	Notice #	Issue Date ^{iv}	Violation Date ^v	Rule Number	Description	Enforcement Action Case Status
BDS NATURAL PRODUCTS	149431	NC	E40421	6/2/2017	6/2/2017	42303	provide proof that boiler has been checked with a portable analyzer or provide 2 tune up results per year if boiler has used more than 18000 therms per year	CLOSED/RESOLVED
BIXBY KNOLLS CLEANERS, LINH CAO	163454	NC	E35432	4/15/2016	4/15/2016	42303	PROVIDE OPERATION RECORDS FOR DRY CLEANING OPERATION (ANNUAL REPORT, SOLVENT USAGE, ARB TRAINING LICENSE, PROOF COOLING COILS AND GASKETS HAVE BEEN SERVICED).	CLOSED/RESOLVED
BIXBY KNOLLS TOWERS	84659	NOV	P65790	5/22/2018	5/22/2018	222	failure to register 3 natural gas fired boilers rated 1_2 million btu/hr.	OPEN/PENDING
BIXBY KNOLLS TOWERS	84659	NC	E40403	5/11/2017	5/11/2017	222	submit rule 222 registration for boilers	CLOSED/RESOLVED
BIXBY KNOLLS TOWERS/RETIREMENT HOUSING F	125774	NC	E40402	5/11/2017	5/11/2017	1415	submit rule 1415 plans for ac units	CLOSED/RESOLVED
BREA CANON OIL COMPANY INC	82513	NC	E37228	12/8/2016	11/29/2016	1173(G)(1)	Repair, replace, or remove stuffing box from well 1-12	CLOSED/RESOLVED
C W SERVICES, INC	133266	NC	E40423	6/15/2017	6/15/2017	42303	provide SDS for metals showing and plasma arc cutter usage records	CLOSED/RESOLVED
C.J. FIBERGLASS	147172	NC	E35876	5/19/2016	5/19/2016	42303	PROVIDE VOC RECORDS FOR SPRAY BOOTH AND STYRENE MONOMER CONENT OF RESIN	CLOSED/RESOLVED
C.J. FIBERGLASS	147172	NC	E35872	6/17/2016	6/17/2016	203	MAINTAIN VOC RECORDS THAT CALCULATE VOC EMISSIONS WITH EMISSION FACTORS GIVEN IN PERMIT TO OPERATE	CLOSED/RESOLVED

Appendix 4-171

Facility Name	Facility ID	Notice Type	Notice #	Issue Date ^{iv}	Violation Date ^v	Rule Number	Description	Enforcement Action Case Status
CA GAS MINI MARKET CORPORATION	115124	NOV	P65716	6/15/2017	3/1/2017	461(c)(2)(B), (d)(1)(B), (e)(6)(D)	Operating a gasoline dispensing facility contrary to CARB certification (ISD pressure sensor not being read by ISD software, unable to make containment assessments); Failure to conduct periodic compliance inspection; Failure to provide monthly gasoline	OPEN/PENDING
CA GAS MINI MARKET CORPORATION	115124	NOV	P70692	11/29/2017	3/2/2017	461(c)(3)(Q)	Failing to submit the facility's monthly gasoline throughput data for the previous calendar year on or before March 1, 2017. Certified Mail Tracking #7017 1450 0002 1529 1791	CLOSED/RESOLVED
CA GAS MINI MARKET CORPORATION	115124	NOV	P71951	12/11/2018	3/2/2018	461(c)(3)(Q)	Failing to submit the facility's monthly gasoline throughput data for the previous calendar year on or before March 1, 2018. Certified Mail Tracking #7017 3380 0000 7803 8588	OPEN/PENDING
CA GAS MINI MARKET CORPORATION	115124	NC	E38739	5/24/2017	5/24/2017	461(c)(2)(B), (e)(6)(D), (d)(1)(B)	Correct/repair issue with Veeder_Root ISD (software unable to detect vapor pressure; no pressure or vapor leak alarm assessments being made); provide monthly gasoline throughput records for 2016 and 2017; provide periodic compliance inspection for 2017	CLOSED/RESOLVED
CAL ST UNIV, DOMINGUEZ HILLS	2961	NOV	P71290	12/11/2018	3/2/2018	461(c)(3)(Q)	Failing to submit the facility's monthly gasoline throughput data for the previous calendar year on or before March 1, 2018. Certified Mail Tracking #7017 2620 0001 1050 0095	OPEN/PENDING

Appendix 4-172

Facility Name	Facility ID	Notice Type	Notice #	Issue Date ^{iv}	Violation Date ^v	Rule Number	Description	Enforcement Action Case Status
CAL ST, HIGHWAY PATROL	16585	NOV	P71354	12/11/2018	3/2/2018	461(c)(3)(Q)	Failing to submit the facility's monthly gasoline throughput data for the previous calendar year on or before March 1, 2018. Certified Mail Tracking #7017 2620 0001 1050 0729	OPEN/PENDING
CALIBER COLLISION CENTER	176554	NC	E34530	2/16/2016	2/16/2016	42303	PROVIDE GAS BILLS TO DEMONSTRATE COMPLIANCE WITH CONDITON NO. 6 ON PERMIT TO OPERATE G31236.	CLOSED/RESOLVED
CALIBER COLLISION CENTER	176554	NC	E41189	12/7/2017	12/7/2017	42303	Provide gas bills for 2017. Provide paint usage/VOC records for 2017.	CLOSED/RESOLVED
CALIFORNIA WATER SERVICE CO	139513	NC	E37702	8/25/2016	8/25/2016	206	post permit to operate within 8 meters of equipment	CLOSED/RESOLVED
CALIFORNIA WATER SERVICE CO	139513	NC	E37703	8/25/2016	8/25/2016	42303	provide quarterly water sample analysis and weekly H2S concentration records	CLOSED/RESOLVED
CARBON ACTIVATED CORPORATION	126299	NOV	P67109	6/12/2018	6/8/2018	203(b)	Operating equipment contrary to the conditions specified in the permit to operate (a.i. operating below 1450* degrees Fahrenheit)	OPEN/PENDING
CARDLOCK FUELS SYSTEM, INC.	115488	NOV	P65712	5/9/2017	9/1/2015	461(e)(2)(A)(i)	Failure to conduct vapor recovery tests semiannually (tests done 2-4-15, 2-2-16, 2-8-17 with monthly throughput greater than 100k gallons	CLOSED/RESOLVED
CARDLOCK FUELS SYSTEM, INC.	115488	NOV	P71960	12/11/2018	3/2/2018	461(c)(3)(Q)	Failing to submit the facility's monthly gasoline throughput data for the previous calendar year on or before March 1, 2018. Certified Mail Tracking #7017 3380 0000 7803 8670	OPEN/PENDING

Appendix 4-173

Facility Name	Facility ID	Notice Type	Notice #	Issue Date ^{iv}	Violation Date ^v	Rule Number	Description	Enforcement Action Case Status
CARDLOCK FUELS SYSTEM, INC.	115488	NC	E38733	5/9/2017	5/9/2017	461(c)(2)(B)	Repair ISD/Fueling Points #5 and #6 not returning V/L data	CLOSED/RESOLVED
CARSON MINI TRUCK STOP, EDCO STATION INC	110932	NC	E41490	5/22/2018	5/22/2018	461(e)(6)(A); (e)(6)(C); (e)(6)(D); (d)(1)(B)	Provide current 2018 Daily / Weekly Maintenance Inspection records; provide copy of March 2018 Vapor Recovery test records; provide update gasoline throughput from January 2017 to April 2018; Provide March 2018 Periodic Compliance Inspection record	CLOSED/RESOLVED
CARSON RECLAMATION AUTHORITY	183607	NC	E43216	5/30/2018	5/30/2018	1150.1(3)	Submit 2015 annual report.	CLOSED/RESOLVED
CARSON TOYOTA	23016	NOV	P71384	12/11/2018	3/2/2018	461(c)(3)(Q)	Failing to submit the facility's monthly gasoline throughput data for the previous calendar year on or before March 1, 2018. Certified Mail Tracking #7017 2620 0001 1050 1023	OPEN/PENDING
CARSON VALERO, INC.	157293	NOV	P70820	11/29/2017	3/2/2017	461(c)(3)(Q)	Failing to submit the facility's monthly gasoline throughput data for the previous calendar year on or before March 1, 2017. Certified Mail Tracking #7017 1450 0002 1529 8763	CLOSED/RESOLVED
CCL TUBE, INC	155246	NC	E36446	5/6/2016	5/6/2016	42303	provide VOC content of inks, provide usage for inks, demonstrate rule 219 exemption for extruders	CLOSED/RESOLVED
CCL TUBE, INC	155246	NC	E36580	8/23/2016	8/23/2016	109	obtain permit to operate equipment not exempt per rule 219 and maintain VOC records per piece of equipment	CLOSED/RESOLVED

Facility Name	Facility ID	Notice Type	Notice #	Issue Date ^{iv}	Violation Date ^v	Rule Number	Description	Enforcement Action Case Status
CCL TUBE, INC	155246	NC	E36580	8/23/2016	8/23/2016	203	obtain permit to operate equipment not exempt per rule 219 and maintain VOC records per piece of equipment	CLOSED/RESOLVED
CHANDLER'S RECYCLING	181904	NC	E46138	11/29/2018	11/29/2018	PERP 2460(b)(1)	Failure to contact the home district with 45 days after renewal of reg. to arrange required inspection.	CLOSED/RESOLVED
CHEMLINE CA, INC	182889	NC	E40776	9/6/2017	9/6/2017	42303	Request equipment specification for blender and storage tank. provide SDS with VOC information for raw materials	OPEN/PENDING
CHEMOIL TERMINALS CORP, CARSON TERMINAL	178770	NC	E30139	10/4/2017	8/7/2017	3002(a)(1)	submit application/fees to correct equipment description (burner model/rating) on the thermal oxidizer under A/N 570369 (P/O G36999)	OPEN/PENDING
CHEMOIL TERMINALS CORP, CARSON TERMINAL	178770	NC	E41161	3/27/2018	2/28/2018	3002(C)(1)	(1) Submit 500_ACC report to AQMD on or before deadline. (2) Submit 500_SAM report to AQMD on or before deadline.	CLOSED/RESOLVED
CHEMOIL TERMINALS CORPORATION, LONG BEAC	178769	NC	E36334	8/31/2017	8/31/2017	1142	R1172(g) Provide records in an electronic format of all loading, lightering, ballasting, and housekeeping events (including emergency venting) conducted in district waters from January 1, 2017 through August 30, 2017	CLOSED/RESOLVED

Facility Name	Facility ID	Notice Type	Notice #	Issue Date ^{iv}	Violation Date ^v	Rule Number	Description	Enforcement Action Case Status
CIRCLE K STORES INC #2709493	174177	NOV	P64919	8/15/2017	8/15/2017	41960.2a	Failure to maintain gasoline dispensing system in good working order in accordance with the manufacturers' specification of the certified system; Faulty interlock by field test - Nozzle # 2 (failed "A" check) - failure to maintain gasoline dispensing	CLOSED/RESOLVED
CIRCLE K STORES INC #2709493	174177	NOV	P64919	8/15/2017	8/15/2017	461(c)(2) (B); (c)(3)(P)	Failure to maintain gasoline dispensing system in good working order in accordance with the manufacturers' specification of the certified system; Faulty interlock by field test - Nozzle # 2 (failed "A" check) - failure to maintain gasoline dispensing	CLOSED/RESOLVED
CIRCLE K STORES INC #2709493	174177	NOV	P70558	11/29/2017	3/2/2017	461(c)(3) (Q)	Failing to submit the facility's monthly gasoline throughput data for the previous calendar year on or before March 1, 2017. Certified Mail Tracking #7016 1970 0001 0459 0251	CLOSED/RESOLVED
CIRCLE K STORES INC., GARGES HANA, SITE	169321	NC	E43043	5/4/2018	5/4/2018	461(c)(1) (A)(ii)	Repair/replace dust caps on the vapor side of regular and special tanks.	CLOSED/RESOLVED
CIRCLE K STORES, INC. M THEIN MYINT SITE	169294	NC	E42325	3/28/2018	3/28/2018	461(c)(3) (G)	Correct AQMD Signage Complaint Phone # to 800-242-4020	CLOSED/RESOLVED

Facility Name	Facility ID	Notice Type	Notice #	Issue Date ^{iv}	Violation Date ^v	Rule Number	Description	Enforcement Action Case Status
CITY OF LA, DEPT OF RECREATION & PARKS	96220	NOV	P71575	12/11/2018	3/2/2018	461(c)(3)(Q)	Failing to submit the facility's monthly gasoline throughput data for the previous calendar year on or before March 1, 2018. Certified Mail Tracking #7017 3380 0000 7803 2951	OPEN/PENDING
CITY PAPER & METAL CO	60145	NC	E35116	3/8/2016	3/8/2016	42303	PROVIDE AND MAINTAIN NATURAL GAS USAGE LOG.	CLOSED/RESOLVED
CLASSIC AUTO RESTORATION	180472	NC	E36312	6/30/2016	6/30/2016	1171	203(a): Obtain a valid permit to operate; 42303: Provide VOC Usage records; 1171: Use compliant solvents	CLOSED/RESOLVED
CLASSIC AUTO RESTORATION	180472	NC	E36312	6/30/2016	6/30/2016	203	203(a): Obtain a valid permit to operate; 42303: Provide VOC Usage records; 1171: Use compliant solvents	CLOSED/RESOLVED
CLASSIC AUTO RESTORATION	180472	NC	E36312	6/30/2016	6/30/2016	42303	203(a): Obtain a valid permit to operate; 42303: Provide VOC Usage records; 1171: Use compliant solvents	CLOSED/RESOLVED
CLAYTON CHEMICAL	175116	NC	E40247	9/5/2017	9/5/2017	203	203_ submit application for permit to operate materials blending unit.	CLOSED/RESOLVED
COAST PLATING INC	21593	NC	E30740	5/19/2016	5/19/2016	42303	PROVIDE THE FOLLOWING RECORDKEEPING: SMOKE TEST, AMPER HOUR METER READING, CALIBRATION RECORDS, POSTED PERMITS	OPEN/PENDING

Facility Name	Facility ID	Notice Type	Notice #	Issue Date ^{iv}	Violation Date ^v	Rule Number	Description	Enforcement Action Case Status
COAST PLATING INC	21593	NC	E33843	9/28/2017	9/18/2017	42303	SHOW/PROVIDE PROOF OF APPLICATION FOR PERMIT TO OPERATE TANK 13B _ DILUTE CHROMATE SEAL; TANK 9 _ CHEMFILM AND; TANK 7 _ DEOXIDIZER	OPEN/PENDING
COAST PLATING INC	21593	NC	E26435	12/4/2017	12/4/2017	42303	SHOW PROOF/PROVIDE COPIES OF THE FOLLOWING: 1) SMOKE TEST; 2) HOUSEKEEPING LOG; 3) QUARTERLY/MAINTENANCE LOG.	OPEN/PENDING
COAST PLATING INC	21593	NC	E42713	2/27/2018	2/14/2018	42303	Provide SDS for solutions for tanks 52, 13b, 51, 51a, 54, 55, 24,20a and red/yellow/green/violet/blue dye tanks. Provide specs. For natural gas burner on tanks 13b, 5,18,20,22. Provide SDS for solvent based cleaners: oil based wax remover, Poly power degreaser	CLOSED/RESOLVED
COAST PLATING INC	21593	NC	E42714	2/27/2018	2/14/2018	203(B)	Failure to comply with permit condition #3 on PTO D57012 & D57013. Tank #'s 9, 9A, 9B and 42 are heated.	CLOSED/RESOLVED
COAST PLATING INC	21593	NC	E43579	8/28/2018	8/24/2018	203(b)	Operate paint spray booth P/O G24340 in accordance with condition 11 of the permit	CLOSED/RESOLVED
COAST PLATING INC	112968	NC	E30739	5/19/2016	5/19/2016	42303	PROVIDE THE FOLLOWING RECORDKEEPING: AMPER HOUR LOGS, HEPA LOGS (UPDATE), HOUSEKEEPING LOGS, CALIBRATION OF AMPER HOUR METER/RECTIFIER, SMOKE TEST	OPEN/PENDING

Appendix 4-178

Facility Name	Facility ID	Notice Type	Notice #	Issue Date ^{iv}	Violation Date ^v	Rule Number	Description	Enforcement Action Case Status
COAST PLATING INC	112968	NC	E33828	6/21/2016	5/19/2016	42303	PROVIDE SOURCE TEST REPORT FOR DRYING OVEN, APPLICATION # 522486; PROVIDE SOURCE TEST REPORTS FOR THE FOLLOWING: DRYING OVEN APPLICATION #'S 570418, 570419, 570420;	OPEN/PENDING
COAST PLATING INC	112968	NC	E30745	9/9/2016	9/9/2016	42303	HOME MAGNEHELIC GAUGES FOR CHROME TANK, #10 CHECKED FOR PROPER FUNCTION- SHOW PROOF & CORRECTION	OPEN/PENDING
COAST PLATING INC	112968	NC	E26436	12/4/2017	12/4/2017	42303	SHOW PROOF/PROVIDE RECORDS OF THE FOLLOWING: 1) SMOKE TEST; 2) HOUSEKEEPING LOG; 3) QUARTERLY/MAINTENANCE LOG (APC).	OPEN/PENDING
COAST PLATING INC	112968	NC	E43461	3/27/2018	3/21/2018	203(b)	FAILURE TO COMPLY WITH CONDITION #6B ON PERMIT TO OPERATE #G31392. A CONTINUOUS RECORDING, NON_RESETTABLE, AMPERE_HOUR METER IS NOT EQUIPPED ON THE SULFURIC ACID ANODIZING TANK NOS. A7, A9, A12 AND A22.	CLOSED/RESOLVED
COAST PLATING INC	112968	NC	E43464	3/27/2018	3/21/2018	42303	**SEE REPORT TAB FOR COMPLIANCE**	CLOSED/RESOLVED
COLLISION WORKS INC	121097	NC	E39854	7/25/2017	7/25/2017	203(B)	Have functional manometer working within permit limits.	CLOSED/RESOLVED
COLLISION WORKS INC	121097	NC	E39855	7/25/2017	7/25/2017	42303	Provide paint usage/VOC records for 2016/2017.	CLOSED/RESOLVED
COLOR KING WORLD	173878	NC	E34813	2/18/2016	2/18/2016	109	REPAIR MONOMETER AND MAINTAIN COMPLETE VOC RECORDS	CLOSED/RESOLVED

Appendix 4-179

Facility Name	Facility ID	Notice Type	Notice #	Issue Date ^{iv}	Violation Date ^v	Rule Number	Description	Enforcement Action Case Status
COLOR KING WORLD	173878	NC	E34813	2/18/2016	2/18/2016	203	REPAIR MONOMETER AND MAINTAIN COMPLETE VOC RECORDS	CLOSED/RESOLVED
COLOR KING WORLD	173878	NC	E39215	7/11/2017	7/11/2017	42303	Provide paint usage/VOC records for 2016/2017.	CLOSED/RESOLVED
COLOR KING WORLD	173878	NC	E39216	7/11/2017	7/11/2017	203(B)	Have functional manometer working within permit limits.	CLOSED/RESOLVED
CORONET MFG CO INC	19144	NOV	P64013	5/17/2016	3/27/2016	3002(c)(1)	3002(c)(1): Facility failed to comply with conditions of Title V permit; 3003(a)(6): Facility failed to submit a timely Title V Permit renewal application, at least 180 days prior to date of present Title V Permit expiration	CLOSED/RESOLVED
CORONET MFG CO INC	19144	NOV	P64013	5/17/2016	3/27/2016	3003(a)(6)	3002(c)(1): Facility failed to comply with conditions of Title V permit; 3003(a)(6): Facility failed to submit a timely Title V Permit renewal application, at least 180 days prior to date of present Title V Permit expiration	CLOSED/RESOLVED
CORONET MFG CO INC	19144	NC	E36311	5/26/2016	5/17/2016	3002(c)(1)	3002(c)(1): Submit source test protocol for oven associated with A/N 557987.	CLOSED/RESOLVED
CUNICO CORP	131470	NC	E36439	5/3/2016	5/3/2016	203	MAINTAIN THROUGHPUT RECORDS FOR ABRASIVE BLASTING ROOM TO DEMONSTRATE COMPLIANCE WITH THROUGHPUT LIMIT	CLOSED/RESOLVED

Facility Name	Facility ID	Notice Type	Notice #	Issue Date ^{iv}	Violation Date ^v	Rule Number	Description	Enforcement Action Case Status
CUSTOM FIBREGLASS MFG. CO DBA SNUGTOP	185059	NC	E42756	3/20/2018	3/20/2018	42303	Provide total VOCs for facility. Provide quantities for P/Os G47611, G47622, G47624, and G47629. Provide fuel logs for P/O G47621. Provide zeolite/carbon adsorption activity efficiency results.	CLOSED/RESOLVED
DECORE PLATING	98554	NC	E43572	6/28/2018	6/28/2018	203(b)	see report	OPEN/PENDING
DELAMO PARK, INC.	112383	NOV	P70773	11/29/2017	3/2/2017	461(c)(3) (Q)	Failing to submit the facility's monthly gasoline throughput data for the previous calendar year on or before March 1, 2017. Certified Mail Tracking #7017 1450 0002 1529 8299	CLOSED/RESOLVED
DELAMO PARK, INC.	112383	NOV	P71935	12/11/2018	3/2/2018	461(c)(3) (Q)	Failing to submit the facility's monthly gasoline throughput data for the previous calendar year on or before March 1, 2018. Certified Mail Tracking #7017 3380 0000 7803 8427	OPEN/PENDING
DELAMO PETROLEUM	128278	NOV	P70920	11/29/2017	3/2/2017	461(c)(3) (Q)	Failing to submit the facility's monthly gasoline throughput data for the previous calendar year on or before March 1, 2017. Certified Mail Tracking #7017 1450 0002 1529 9791	CLOSED/RESOLVED
DELAMO PETROLEUM	128278	NOV	P72022	12/11/2018	3/2/2018	461(c)(3) (Q)	Failing to submit the facility's monthly gasoline throughput data for the previous calendar year on or before March 1, 2018. Certified Mail Tracking #7017 3380 0000 7803 9288	OPEN/PENDING

Facility Name	Facility ID	Notice Type	Notice #	Issue Date ^{iv}	Violation Date ^v	Rule Number	Description	Enforcement Action Case Status
DEWEY PEST CONTROL	28822	NOV	P71408	12/11/2018	3/2/2018	461(c)(3)(Q)	Failing to submit the facility's monthly gasoline throughput data for the previous calendar year on or before March 1, 2018. Certified Mail Tracking #7017 2620 0001 1050 1269	OPEN/PENDING
DINO STATION	181985	NOV	P70892	11/29/2017	3/2/2017	461(c)(3)(Q)	Failing to submit the facility's monthly gasoline throughput data for the previous calendar year on or before March 1, 2017. Certified Mail Tracking #7017 1450 0002 1529 9494	CLOSED/RESOLVED
DINO STATION	181985	NOV	P68405	10/10/2018	10/10/2018	41960.2a	Failure to maintain gasoline dispensing system in good working order in accordance with the manufacturers' specification of the certified system; Operating a gasoline dispensing system contrary to the CARB Executive Order, including the IOM - uncertified	OPEN/PENDING
DINO STATION	181985	NOV	P68405	10/10/2018	10/10/2018	461(c)(2)(B); (c)(3)(P)	Failure to maintain gasoline dispensing system in good working order in accordance with the manufacturers' specification of the certified system; Operating a gasoline dispensing system contrary to the CARB Executive Order, including the IOM - uncertified	OPEN/PENDING

Facility Name	Facility ID	Notice Type	Notice #	Issue Date ^{iv}	Violation Date ^v	Rule Number	Description	Enforcement Action Case Status
DINO STATION	181985	NC	E45338	10/10/2018	10/10/2018	461(e)(2)(C); (d)(1)(B); (e)(6)(D)	Conduct next reverification test in October 2018 to remain on April/October test schedule (late test was conducted November 2017); Provide 2018 Periodic Compliance Inspection record; Provide missing throughput totals from January 2017 to September 2018	CLOSED/RESOLVED
E&B NATURAL RESOURCES MGMT. CORP.	171049	NC	E40790	11/20/2018	11/20/2018	42303	Provide 1173 Records	CLOSED/RESOLVED
EAGLE MARINE SERVICES	112562	NOV	P71625	12/11/2018	3/2/2018	461(c)(3)(Q)	Failing to submit the facility's monthly gasoline throughput data for the previous calendar year on or before March 1, 2018. Certified Mail Tracking #7017 3380 0000 7803 3453	OPEN/PENDING
ECO SERVICES OPERATIONS CORP.	180908	NOV	P66201	9/26/2017	12/15/2016	2004(F)(1)	Monitored SOx concentration exceeded 380 ppm	OPEN/PENDING
ECO SERVICES OPERATIONS CORP.	180908	NC	E29383	9/26/2017	1/1/2016	2004	See Report	OPEN/PENDING
ECO SERVICES OPERATIONS CORP.	180908	NC	E29383	9/26/2017	1/1/2016	2011APP ENDIX A	See Report	OPEN/PENDING
ECO SERVICES OPERATIONS CORP.	180908	NC	E29383	9/26/2017	1/1/2016	2012APP EN A	See Report	OPEN/PENDING
ECO SERVICES OPERATIONS CORP.	180908	NC	E42164	7/13/2018	7/13/2018	2011APP ENDIX A Att. B	Correctly apply bias adjustment factor (BAF) in emission calculations and provide to inspector.	CLOSED/RESOLVED

Appendix 4-183

Facility Name	Facility ID	Notice Type	Notice #	Issue Date ^{iv}	Violation Date ^v	Rule Number	Description	Enforcement Action Case Status
ECO SERVICES OPERATIONS CORP.	180908	NC	E42164	7/13/2018	7/13/2018	2012APP EN A Att. B	Correctly apply bias adjustment factor (BAF) in emission calculations and provide to inspector.	CLOSED/RESOLVED
ECO SERVICES OPERATIONS CORP.	180908	NC	E42167	7/24/2018	7/24/2018	2004(e)(1), (b)(4)	Submit QCERs and APEP reports with accurate emissions on time.	CLOSED/RESOLVED
ELECTRO_TECH MACHINING	166289	NC	E37739	11/1/2016	11/1/2016	109	MAINTAIN VOC RECORDS FOR EPOXY RESIN AND PIGMENT CONTAINING VOCS	CLOSED/RESOLVED
ELITE 4 PRINT	169965	NC	E40147	8/31/2017	8/31/2017	203(b)	modify permit to match equipment	CLOSED/RESOLVED
ELRO MANUFACTURING COMPANY	102568	NC	E36433	6/21/2018	6/21/2018	203(b)	1) Make sure manometer is operating in good condition, 2) Keep and provide daily coating and solvent usage and provide purchase records for 2017 (stay below 1 gallons per day limit per permit)	CLOSED/RESOLVED
ENERY HOLDINGS LLC	186899	NC	E41973	6/7/2018	1/16/2018	2012(i)	Facility Permit Holder shall maintain all data required to be gathered, computed or reported pursuant to this rule and Appendix A for three years after each APEP report. All records shall be made available to the district staff upon request	OPEN/PENDING
ENERY HOLDINGS LLC	186899	NC	E45010	7/20/2018	1/16/2018	2004(b)(1); (e)(1); (b)(4)	Submit QCERS on or before 30 days following the end of the quarter; Submit all electronic reports using correct identifiers; Submit QCERS with accurate emissions; Submit APEP report in the manner and form specified by AQMD; Submit Title V Forms by due date	CLOSED/RESOLVED

Appendix 4-184

Facility Name	Facility ID	Notice Type	Notice #	Issue Date ^{iv}	Violation Date ^v	Rule Number	Description	Enforcement Action Case Status
ENERY HOLDINGS LLC	186899	NC	E45010	7/20/2018	1/16/2018	2012APP EN A Chapter 7 (D)(2)	Submit QCERS on or before 30 days following the end of the quarter; Submit all electronic reports using correct identifiers; Submit QCERS with accurate emissions; Submit APEP report in the manner and form specified by AQMD; Submit Title V Forms by due date	CLOSED/RESOLVED
ENERY HOLDINGS LLC	186899	NC	E45010	7/20/2018	1/16/2018	3002(C)(1)	Submit QCERS on or before 30 days following the end of the quarter; Submit all electronic reports using correct identifiers; Submit QCERS with accurate emissions; Submit APEP report in the manner and form specified by AQMD; Submit Title V Forms by due date	CLOSED/RESOLVED
ENERY HOLDINGS LLC	186899	NC	E45011	8/24/2018	1/16/2018	2004(b)(1); (e)(1)	Submit Quarter 1 QCER for 2018; Submit 500_ACC & 500_SAMs for 2017; Submit quarterly aggregate mass emissions for NOx process units electronic reporting (NPQ); Submit a correction for QCER 2018 to correctly categorize process unit emissions.	CLOSED/RESOLVED
ENERY HOLDINGS LLC	186899	NC	E45011	8/24/2018	1/16/2018	2012(e)(2)(B)	Submit Quarter 1 QCER for 2018; Submit 500_ACC & 500_SAMs for 2017; Submit quarterly aggregate mass emissions for NOx process units electronic reporting (NPQ); Submit a correction for QCER 2018 to correctly categorize process unit emissions.	CLOSED/RESOLVED

Facility Name	Facility ID	Notice Type	Notice #	Issue Date ^{iv}	Violation Date ^v	Rule Number	Description	Enforcement Action Case Status
ENERGY HOLDINGS LLC	186899	NC	E45011	8/24/2018	1/16/2018	3002(c)(1)	Submit Quarter 1 QCER for 2018; Submit 500_ACC & 500_SAMs for 2017; Submit quarterly aggregate mass emissions for NOx process units electronic reporting (NPQ); Submit a correction for QCER 2018 to correctly categorize process unit emissions.	CLOSED/RESOLVED
ENGINEERED COATINGS, INC.	178668	NC	E40150	9/5/2017	9/5/2017	206	post permit and provide records for VOC emission, amount of materials produced and total pounds of powder material	CLOSED/RESOLVED
ENGINEERED COATINGS, INC.	178668	NC	E40150	9/5/2017	9/5/2017	42303	post permit and provide records for VOC emission, amount of materials produced and total pounds of powder material	CLOSED/RESOLVED
ENI OIL & GAS INC	145144	NC	E35705	7/6/2016	7/5/2016	1150.1(F)(2)(A)	ANNUAL SOURCE TEST REPORT SHALL BE SUBMITTED TO EXECUTIVE OFFICER NO LATER THAN 45 DAYS AFTER THE ANNIVERSARY DATE OF THE INITIAL SOURCE TEST.	CLOSED/RESOLVED
EQUILON ENTER. LLC, SHELL OIL PROD. US	800372	NOV	P65318	10/11/2017	8/20/2016	2004(F)(1)	Failed to comply w/ Condition D90.5 for C845 of Title V RECLAIM Permit	CLOSED/RESOLVED
EQUILON ENTER. LLC, SHELL OIL PROD. US	800372	NOV	P65318	10/11/2017	8/20/2016	3002(C)(1)	Failed to comply w/ Condition D90.5 for C845 of Title V RECLAIM Permit	CLOSED/RESOLVED
EQUILON ENTER. LLC, SHELL OIL PROD. US	800372	NC	E27763	2/11/2016	7/1/2014	2012 Appendix A Ch3, K	Apply missing data procedures to the stack flow when valid data has not been obtained.	CLOSED/RESOLVED

Facility Name	Facility ID	Notice Type	Notice #	Issue Date ^{iv}	Violation Date ^v	Rule Number	Description	Enforcement Action Case Status
EQUILON ENTER. LLC, SHELL OIL PROD. US	800372	NC	E27764	2/18/2016	7/1/2014	2004(e), 2004(b)(4)	Submit accurate QCERs and APEP. Do not include emissions not covered under RECLAIM program.	CLOSED/RESOLVED
EVERPORT TERMINAL SERVICES, INC.	183315	NC	E40753	9/28/2017	9/28/2017	222	Rule 222_ Submit application for the registration of a boiler.	CLOSED/RESOLVED
FED EX GROUND PACKAGE SYSTEMS	180329	NC	E40243	8/29/2017	8/29/2017	203	Rule 203_ Apply for a permit to operate Internal Combustion Engine	CLOSED/RESOLVED
FIBERGLASS ARTS BODY SHOP	108399	NC	108399	5/17/2016	5/17/2016	203	REPAIR OR REPLACE MONOMETER ON SPRAY BOOTH	CLOSED/RESOLVED
FIBERGLASS ARTS BODY SHOP	108399	NC	E35869	5/17/2016	5/17/2016	203	REPAIR OR REPLACE MONOMETER ON SPRAY BOOTH	CLOSED/RESOLVED
FS PRECISION TECH LLC	142267	NC	E37023	12/20/2016	12/20/2016	2012	Failure to electronically report Rule 219 emissions for the 4th QTR	CLOSED/RESOLVED
FS PRECISION TECH LLC	142267	NC	E39364	11/1/2017	8/31/2017	2012(g)(7)	Failure to accurately report Rule 219 emissions	CLOSED/RESOLVED
FS PRECISION TECH LLC	142267	NC	E40319	11/14/2018	8/23/2018	42303	To provide documents listed on RECLAIM Audit Document request provided/attached.	CLOSED/RESOLVED
G & M OIL CO, LLC #68	114686	NC	E43036	4/26/2018	4/26/2018	461(e)(6), (c)(2)(B)	Provide test results for Methodology 6 Dynamic Back pressure test (possibly performed 9/10/12). Replace torn boots at fueling point #2	CLOSED/RESOLVED

Facility Name	Facility ID	Notice Type	Notice #	Issue Date ^{iv}	Violation Date ^v	Rule Number	Description	Enforcement Action Case Status
GALAXY GAS INC.	187506	NC	E45459	11/28/2018	11/28/2018	203(B)	Maintain ISD alarm log including all instances of alarms, associated repairs, and alarm clears. Ensure Permit # N31598 is posted. Replace torn boot on nozzle #1. Maintain Healy weekly inspections. Ensure AQMD "nozzle problems" decals are visibly posted at	CLOSED/RESOLVED
GALAXY GAS INC.	187506	NC	E45459	11/28/2018	11/28/2018	206	Maintain ISD alarm log including all instances of alarms, associated repairs, and alarm clears. Ensure Permit # N31598 is posted. Replace torn boot on nozzle #1. Maintain Healy weekly inspections. Ensure AQMD "nozzle problems" decals are visibly posted at	CLOSED/RESOLVED
GALAXY GAS INC.	187506	NC	E45459	11/28/2018	11/28/2018	461(c)(2)(B), (c)(3)(G), (e)(6)(B), (e)(6)(C), (e)(6)(D)	Maintain ISD alarm log including all instances of alarms, associated repairs, and alarm clears. Ensure Permit # N31598 is posted. Replace torn boot on nozzle #1. Maintain Healy weekly inspections. Ensure AQMD "nozzle problems" decals are visibly posted at	CLOSED/RESOLVED
GS II, INC.	183567	NOV	P61576	4/25/2017	1/1/2016	1146	Operation of a Title V permitted asphalt roof covering facility: 1) Without doing 4Q2015 & 1Q2016 portable analyzer tests. 2) No. 1 is also a violation of permit condition No. 8 of section "K".	CLOSED/RESOLVED

Facility Name	Facility ID	Notice Type	Notice #	Issue Date ^{iv}	Violation Date ^v	Rule Number	Description	Enforcement Action Case Status
GS II, INC.	183567	NOV	P61576	4/25/2017	1/1/2016	3002(C)(1)	Operation of a Title V permitted asphalt roof covering facility: 1) Without doing 4Q2015 & 1Q2016 portable analyzer tests. 2) No. 1 is also a violation of permit condition No. 8 of section "K".	CLOSED/RESOLVED
GURUAAN LA II, LP	141000	NOV	P64665	11/17/2016	6/1/2016	461	R461(e)(2)(A) _ failure to conduct and successfully pass the reverification test for May 2016.	CLOSED/RESOLVED
GURUAAN LA II, LP	141000	NOV	P70704	11/29/2017	3/2/2017	461(c)(3)(Q)	Failing to submit the facility's monthly gasoline throughput data for the previous calendar year on or before March 1, 2017. Certified Mail Tracking #7017 1450 0002 1529 1913	CLOSED/RESOLVED
GURUAAN LA II, LP	141000	NC	E36913	8/31/2016	8/31/2016	203(B)	PROVIDE COMPLETE DAILY & WEEKLY INSPECTION RECORDS FOR 2016 AND COMPLETE ISD ALARM AND REPAIR LOG. REPLACE VAPOR COLLECTION SLEEVE ON PUMPS # 5 & 7. OBTAIN AND PROVIDE COMPLETE VAPOR RECOVERY TEST RESULTS FOR 2015 & 2016.	CLOSED/RESOLVED
GURUAAN LA II, LP	141000	NC	E36913	8/31/2016	8/31/2016	41960.2	PROVIDE COMPLETE DAILY & WEEKLY INSPECTION RECORDS FOR 2016 AND COMPLETE ISD ALARM AND REPAIR LOG. REPLACE VAPOR COLLECTION SLEEVE ON PUMPS # 5 & 7. OBTAIN AND PROVIDE COMPLETE VAPOR RECOVERY TEST RESULTS FOR 2015 & 2016.	CLOSED/RESOLVED

Facility Name	Facility ID	Notice Type	Notice #	Issue Date ^{iv}	Violation Date ^v	Rule Number	Description	Enforcement Action Case Status
GURUAAN LA II, LP	141000	NC	E36913	8/31/2016	8/31/2016	461	PROVIDE COMPLETE DAILY & WEEKLY INSPECTION RECORDS FOR 2016 AND COMPLETE ISD ALARM AND REPAIR LOG. REPLACE VAPOR COLLECTION SLEEVE ON PUMPS # 5 & 7. OBTAIN AND PROVIDE COMPLETE VAPOR RECOVERY TEST RESULTS FOR 2015 & 2016.	CLOSED/RESOLVED
GURUAAN LA II, LP	141000	NC	E36913	8/31/2016	8/31/2016	461(C)(2)(B)	PROVIDE COMPLETE DAILY & WEEKLY INSPECTION RECORDS FOR 2016 AND COMPLETE ISD ALARM AND REPAIR LOG. REPLACE VAPOR COLLECTION SLEEVE ON PUMPS # 5 & 7. OBTAIN AND PROVIDE COMPLETE VAPOR RECOVERY TEST RESULTS FOR 2015 & 2016.	CLOSED/RESOLVED
HAPPY CLEANERS	82662	NC	E37199	1/5/2017	1/5/2017	1102	R1102(f) Maintain records for 2016 annual mileage, solvent receipts, and solvent additions.	CLOSED/RESOLVED
HARBOR COGENERATION CO, LLC	156741	NOV	P60578	11/2/2016	3/9/2016	2012(C)(3)(A)	Failed to report device D1 electronically for 3/8/2016 and 5/10/2016 on the following day.	CLOSED/RESOLVED
HARBOR COGENERATION CO, LLC	156741	NC	E27762	1/6/2016	7/1/2014	2004(e)(1)	Submit accurate QCER including non-permitted equipment.	CLOSED/RESOLVED
HARBOR COGENERATION CO, LLC	156741	NC	E27770	10/26/2016	7/1/2016	2012(g)(7)	Report Rule 219 emissions electronically by the end of the reconciliation period.	CLOSED/RESOLVED
HARBOR COGENERATION CO, LLC	156741	NC	E27775	10/10/2017	10/1/2016	2004(e)(1)	1. Use proper emission calculations for the PERP registration equipment. 2. Report QCER accurately.	CLOSED/RESOLVED

Appendix 4-190

Facility Name	Facility ID	Notice Type	Notice #	Issue Date ^{iv}	Violation Date ^v	Rule Number	Description	Enforcement Action Case Status
HARBOR COGENERATION CO, LLC	156741	NC	E27775	10/10/2017	10/1/2016	Rule 219(r)(3)	1. Use proper emission calculations for the PERP registration equipment. 2. Report QCER accurately.	CLOSED/RESOLVED
HARBOR COGENERATION CO, LLC	156741	NC	E39939	10/2/2018	8/9/2018	2004(b)(1)	2004(b)(1): Submit QCER on or before 30 days following the end of the quarter.	CLOSED/RESOLVED
HENKEL ELECTRONIC MATERIALS, LLC	157359	NOV	P57878	7/26/2016	1/1/2015	1128(d)(2)	Failure to comply FPO Conditions # A72.1 and C409.1 not having VOC destruction efficiency 95% and failed to keep daily startup time respectively. Failed RAAs on 4/29/15 and 3/15/2016.	CLOSED/RESOLVED
HENKEL ELECTRONIC MATERIALS, LLC	157359	NOV	P57878	7/26/2016	1/1/2015	2004(F)(1)	Failure to comply FPO Conditions # A72.1 and C409.1 not having VOC destruction efficiency 95% and failed to keep daily startup time respectively. Failed RAAs on 4/29/15 and 3/15/2016.	CLOSED/RESOLVED
HENKEL ELECTRONIC MATERIALS, LLC	157359	NOV	P57878	7/26/2016	1/1/2015	2012App x. A, Ch. 3 (A)(6)(b)	Failure to comply FPO Conditions # A72.1 and C409.1 not having VOC destruction efficiency 95% and failed to keep daily startup time respectively. Failed RAAs on 4/29/15 and 3/15/2016.	CLOSED/RESOLVED
HENKEL ELECTRONIC MATERIALS, LLC	157359	NOV	P57878	7/26/2016	1/1/2015	3002(C)(1)	Failure to comply FPO Conditions # A72.1 and C409.1 not having VOC destruction efficiency 95% and failed to keep daily startup time respectively. Failed RAAs on 4/29/15 and 3/15/2016.	CLOSED/RESOLVED

Facility Name	Facility ID	Notice Type	Notice #	Issue Date ^{iv}	Violation Date ^v	Rule Number	Description	Enforcement Action Case Status
HENKEL ELECTRONIC MATERIALS, LLC	157359	NOV	P65801	4/6/2017	1/1/2016	2004(b)(1)	1) Failed to reconcile quarterly NOx emissions in the second quarter of compliance year 2016. 2) NOx emissions from the beginning of the 2016 compliance year through the end of the second quarter exceeded the annual NOx emissions allocation in effect at	CLOSED/RESOLVED
HENKEL ELECTRONIC MATERIALS, LLC	157359	NOV	P65801	4/6/2017	1/1/2016	2004(D)(1)	1) Failed to reconcile quarterly NOx emissions in the second quarter of compliance year 2016. 2) NOx emissions from the beginning of the 2016 compliance year through the end of the second quarter exceeded the annual NOx emissions allocation in effect at	CLOSED/RESOLVED
HENKEL ELECTRONIC MATERIALS, LLC	157359	NOV	P66204	12/7/2017	5/1/2016	2004(f)(1)	Failure to submit quarterly electronic reports. Failure to submit the Title V Form for the first half of 2016. Failure to provide annual calibration report for the temperature measuring and recording system monitoring Afterburner C45.	CLOSED/RESOLVED

Facility Name	Facility ID	Notice Type	Notice #	Issue Date ^{iv}	Violation Date ^v	Rule Number	Description	Enforcement Action Case Status
HENKEL ELECTRONIC MATERIALS, LLC	157359	NOV	P66204	12/7/2017	5/1/2016	2012(e)(2)(B)	Failure to submit quarterly electronic reports. Failure to submit the Title V Form for the first half of 2016. Failure to provide annual calibration report for the temperature measuring and recording system monitoring Afterburner C45.	CLOSED/RESOLVED
HENKEL ELECTRONIC MATERIALS, LLC	157359	NOV	P66204	12/7/2017	5/1/2016	3002(c)(1)	Failure to submit quarterly electronic reports. Failure to submit the Title V Form for the first half of 2016. Failure to provide annual calibration report for the temperature measuring and recording system monitoring Afterburner C45.	CLOSED/RESOLVED
HENKEL ELECTRONIC MATERIALS, LLC	157359	NOV	P66212	7/31/2018	1/1/2017	2004(e) & (b)(4); (f)(1)	See report	OPEN/PENDING
HENKEL ELECTRONIC MATERIALS, LLC	157359	NOV	P66212	7/31/2018	1/1/2017	2012(e)(2)(B)	See report	OPEN/PENDING
HENKEL ELECTRONIC MATERIALS, LLC	157359	NOV	P66212	7/31/2018	1/1/2017	3002(c)(1)	See report	OPEN/PENDING
HENKEL ELECTRONIC MATERIALS, LLC	157359	NC	E31514	7/8/2016	4/29/2015	42303	Provide accurate on a daily basis the percent annual conc. monitor availability of past 365 days on a rolling basis from 4/29/15. Also provide accurate average of hourly CEMS value of previous 12 months, average hourly CEMS of previous month, max hourly	CLOSED/RESOLVED

Facility Name	Facility ID	Notice Type	Notice #	Issue Date ^{iv}	Violation Date ^v	Rule Number	Description	Enforcement Action Case Status
HENKEL ELECTRONIC MATERIALS, LLC	157359	NC	E31515	7/26/2016	4/29/2015	2012App x. A, Ch. 3 (K)	For Missing Data Procedure (MDP) use properly calculated daily percent concentration availability data to choose MDP options.	CLOSED/RESOLVED
HENKEL ELECTRONIC MATERIALS, LLC	157359	NC	E38802	4/6/2017	5/1/2016	2004(b)(1) & (b)(4)	1) Failure of Facility Permit holder to submit QCERs on or before 30 days following the end of the first and second quarters 2) Failure of Facility Permit holder to submit APEP report in the manner and form specified by the Executive Officer on or before	CLOSED/RESOLVED
HENKEL ELECTRONIC MATERIALS, LLC	157359	NC	E29388	11/17/2017	11/17/2017	2004(F)(1)	See report	CLOSED/RESOLVED
HENKEL ELECTRONIC MATERIALS, LLC	157359	NC	E29388	11/17/2017	11/17/2017	2012	See report	CLOSED/RESOLVED
HERC RENTALS INC	137307	NC	E40226	6/23/2017	6/23/2017	TITLE 13	PERP NC_ Affix green placard and orange sticker onto engine as per CARB requirements, per RULE 2453.	OPEN/PENDING
HERC RENTALS INC	137307	NC	E40028	6/27/2017	6/27/2017	PERP 2458	2458(a) Provide updated model ID on registration that reflects model ID on engine plate. (Reg# 121942)	CLOSED/RESOLVED
HERC RENTALS INC	137307	NC	E44664	7/6/2018	7/6/2018	TITLE13A RTICLE5S (f)	Affix registration sticker to metal placard; Maintain registration certification with equipment at all times	CLOSED/RESOLVED
HOLLANDER SLEEP PRODUCTS, LLC	178385	NC	E40149	9/5/2017	9/5/2017	203(a)	203a apply for permit	OPEN/PENDING

Appendix 4-194

Facility Name	Facility ID	Notice Type	Notice #	Issue Date ^{iv}	Violation Date ^v	Rule Number	Description	Enforcement Action Case Status
HOME DEPOT CENTER	136321	NC	E34716	2/17/2016	2/17/2016	1470	222 - Register all charbroilers and boilers between 1 - 2 million BTU/hr. ; 1470: Maintain proper generator operating logs	CLOSED/RESOLVED
HOME DEPOT CENTER	136321	NC	E34716	2/17/2016	2/17/2016	222	222 - Register all charbroilers and boilers between 1 - 2 million BTU/hr. ; 1470: Maintain proper generator operating logs	CLOSED/RESOLVED
HORN'S COLLISION CENTER	168192	NC	E34807	2/24/2016	2/24/2016	42303	PROVIDE VOC RECORDS FOR PAST 2 YEARS.	CLOSED/RESOLVED
HORN'S COLLISION CENTER	168192	NC	E35106	3/9/2016	3/9/2016	203	INSTALL GAS METER IN SPRAY BOOTH, MAINTAIN DAILY NATURAL GAS USAGE LOG, DON'T EXCEED 10K CF PER DAY	CLOSED/RESOLVED
HUSTLER CASINO	124529	NOV	P64017	7/12/2016	7/12/2016	1146.2(e)	1146.2(e): Failure to demonstrate compliance with Rule 1146.2 emissions limits for Teledyne Laars boilers	CLOSED/RESOLVED
HUSTLER CASINO	124529	NC	E36316	7/12/2016	7/12/2016	1146.2	203b - Maintain proper engine operating logs; 1415 - Register all chillers with > 50lbs refrigerant; 1146.2 - Do not operate non-compliant boilers	CLOSED/RESOLVED
HUSTLER CASINO	124529	NC	E36316	7/12/2016	7/12/2016	1415	203b - Maintain proper engine operating logs; 1415 - Register all chillers with > 50lbs refrigerant; 1146.2 - Do not operate non-compliant boilers	CLOSED/RESOLVED

Facility Name	Facility ID	Notice Type	Notice #	Issue Date ^{iv}	Violation Date ^v	Rule Number	Description	Enforcement Action Case Status
HUSTLER CASINO	124529	NC	E36316	7/12/2016	7/12/2016	203b	203b - Maintain proper engine operating logs; 1415 - Register all chillers with > 50lbs refrigerant; 1146.2 - Do not operate non-compliant boilers	CLOSED/RESOLVED
HYDROFORM USA	133930	NC	E39668	10/20/2017	10/20/2017	1415.1	Register the Russell refrigeration equipment with the California Air Resources Board.	OPEN/PENDING
HYDROFORM USA	133930	NC	E27818	3/1/2018	3/1/2018	203(b)	Do not air sparge any tanks in PTO F57508	CLOSED/RESOLVED
I S P WEST	118814	NC	E38350	6/8/2017	6/8/2017	109	Modify p/o f20506 to state correct number of exhaust filters on spray booth or cover 5 exhaust filters on spray booth. Maintain daily VOC records to demonstrate compliance with rule and permit conditions.	CLOSED/RESOLVED
I S P WEST	118814	NC	E38350	6/8/2017	6/8/2017	203	Modify p/o f20506 to state correct number of exhaust filters on spray booth or cover 5 exhaust filters on spray booth. Maintain daily VOC records to demonstrate compliance with rule and permit conditions.	CLOSED/RESOLVED
IKEA-CARSON #162	91821	NC	E34723	2/17/2016	2/17/2016	1415	1415 - Register chillers with greater than 50 lbs. refrigerant with AQMD	CLOSED/RESOLVED
INEOS POLYPROPYLENE LLC	124808	NC	C96344	12/2/2016	12/1/2016	2011(e)(7)	Emission form equipment exempt from permit shall also be reported quarterly to the district central station by the end the quarterly reconciliation period as specified by R2004(b)	CLOSED/RESOLVED

Appendix 4-196

Facility Name	Facility ID	Notice Type	Notice #	Issue Date ^{iv}	Violation Date ^v	Rule Number	Description	Enforcement Action Case Status
INEOS POLYPROPYLENE LLC	124808	NC	C96344	12/2/2016	12/1/2016	2012	Emission form equipment exempt from permit shall also be reported quarterly to the district central station by the end the quarterly reconciliation period as specified by R2004(b)	CLOSED/RESOLVED
INEOS POLYPROPYLENE LLC	124808	NC	E07166	11/9/2017	10/19/2017	2012	1) REPORT R219 quarterly emissions to waters by designation NRF, NWF as appropriate. 2) accurately calculate R219 emissions as required by R2012	CLOSED/RESOLVED
INEOS POLYPROPYLENE LLC	124808	NC	E43191	10/31/2018	10/30/2017	2004(b)(2) & (b)(4)	Accurately report NOx emissions on QCER(s) and APEP	CLOSED/RESOLVED
INEOS POLYPROPYLENE LLC	124808	NC	E43191	10/31/2018	10/30/2017	2012(d)(2)(B)	Accurately report NOx emissions on QCER(s) and APEP	CLOSED/RESOLVED
INFRATECH	181920	NC	E34724	3/23/2016	3/23/2016	203(A)	203(a): Obtain valid permit to operate for laser cutting equipment > 400 watts	CLOSED/RESOLVED
IPS CORPORATION	800367	NOV	P50741	9/14/2017	3/1/2017	3002	Failure to submit Semi Annual Monitoring report and Certified Annual report for the year 2016.	CLOSED/RESOLVED
IPS CORPORATION	800367	NC	E07588	10/26/2018	3/2/2018	3002	Submit certified Annual report for the year 2017.	CLOSED/RESOLVED
IRON MOUNTAIN	170917	NC	E40235	8/10/2017	8/10/2017	203(A)	Rule 203(a): Operating without a permit to operate. Submit application for permit.	CLOSED/RESOLVED

Facility Name	Facility ID	Notice Type	Notice #	Issue Date ^{iv}	Violation Date ^v	Rule Number	Description	Enforcement Action Case Status
J&P TRUCK BODY SHOP	167708	NC	E35875	5/17/2016	5/17/2016	203	PROVIDE AND MAINTAIN VOC RECORDS, REPAIR OR REPLACE MONOMETER, MODIFY PERMIT TO REFLECT CORRECT NUMBER OF EXHAUST FILTERS ON SPRAY BOOTH	CLOSED/RESOLVED
J. B. I. INC	24647	NOV	P64014	5/18/2016	3/6/2016	3002(c)(1)	3002(c)(1): Facility failed to comply with conditions of Title V permit; 3003(a)(6): Facility failed to submit a timely Title V Permit renewal application, at least 180 days prior to date of present Title V Permit expiration	CLOSED/RESOLVED
J. B. I. INC	24647	NOV	P64014	5/18/2016	3/6/2016	3003(a)(6)	3002(c)(1): Facility failed to comply with conditions of Title V permit; 3003(a)(6): Facility failed to submit a timely Title V Permit renewal application, at least 180 days prior to date of present Title V Permit expiration	CLOSED/RESOLVED
J.B.I. INC	9406	NC	E34802	2/12/2016	2/12/2016	42303	PROVIDE USAGE RECORDS FOR SPRAY BOOTH	CLOSED/RESOLVED
JB STATION, INC	169219	NC	E32436	8/25/2016	8/25/2016	41960.2	REPLACE HOSE #1, - WIRE BRAID EXPOSED. PROVIDE VAPOR RECOVERY TEST RESULTS FOR SEPTEMBER 2015. ENSURE MAINTENANCE IS PROPERLY DOCUMENTED FOR SERVICING ISD ALARMS.	CLOSED/RESOLVED

Facility Name	Facility ID	Notice Type	Notice #	Issue Date ^{iv}	Violation Date ^v	Rule Number	Description	Enforcement Action Case Status
JB STATION, INC	169219	NC	E32436	8/25/2016	8/25/2016	461	REPLACE HOSE #1, - WIRE BRAID EXPOSED. PROVIDE VAPOR RECOVERY TEST RESULTS FOR SEPTEMBER 2015. ENSURE MAINTENANCE IS PROPERLY DOCUMENTED FOR SERVICING ISD ALARMS.	CLOSED/RESOLVED
JL FURNISHINGS LLC	174172	NC	E40777	9/6/2017	9/6/2017	203(B)	Provide record keeping for VOC emission and daily usage. fix manometer with permit # G26976; G26977; G26978; G26980	CLOSED/RESOLVED
JL FURNISHINGS LLC	174172	NC	E40777	9/6/2017	9/6/2017	42303	Provide record keeping for VOC emission and daily usage. fix manometer with permit # G26976; G26977; G26978; G26980	CLOSED/RESOLVED
JOHNSON LAMINATING & COATING INC	14492	NOV	P50742	9/27/2017	4/2/2017	3002	Failure to conduct source test of Regenerative Thermal Oxidizer by date specified on permit.	OPEN/PENDING
JUANITA'S FOODS	78137	NOV	P64022	2/10/2017	3/5/2013	1146(d)(6)(A); (d)(8)	1146(d)(6)(A): Failure to source test every 3 years; 1146(d)(8): Failure to conduct portable analyzer testing/periodic monitoring of NOx monthly then quarterly; 203b, Condition 10: Failure to conduct source test within 180 days of receiving the permit.	OPEN/PENDING

Facility Name	Facility ID	Notice Type	Notice #	Issue Date ^{iv}	Violation Date ^v	Rule Number	Description	Enforcement Action Case Status
JUANITA'S FOODS	78137	NOV	P64022	2/10/2017	3/5/2013	203(b)	1146(d)(6)(A): Failure to source test every 3 years; 1146(d)(8) : Failure to conduct portable analyzer testing/periodic monitoring of NOx monthly then quarterly; 203b, Condition 10: Failure to conduct source test within 180 days of receiving the permit.	OPEN/PENDING
JUANITA'S FOODS	78137	NC	E27930	1/19/2016	1/19/2016	1415.1	1) REGISTER THE TWO (2) REFRIGERATION SYSTEMS WITH THE CALIFORNIA AIR RESOURCES BOARD	CLOSED/RESOLVED
K J LEE'S AUTOMOTIVE	147769	NC	E44627	8/8/2018	8/8/2018	109	Have functional manometer working within permit limits. Keep/Maintain daily paint usage/VOC records. Use compliant cleaner.	CLOSED/RESOLVED
K J LEE'S AUTOMOTIVE	147769	NC	E44627	8/8/2018	8/8/2018	1171	Have functional manometer working within permit limits. Keep/Maintain daily paint usage/VOC records. Use compliant cleaner.	CLOSED/RESOLVED
K J LEE'S AUTOMOTIVE	147769	NC	E44627	8/8/2018	8/8/2018	203(B)	Have functional manometer working within permit limits. Keep/Maintain daily paint usage/VOC records. Use compliant cleaner.	CLOSED/RESOLVED
KAM'S AUTOMOTIVE INC	146857	NOV	P64012	3/15/2016	3/15/2016	201	201: Constructing or installing a gasoline storage tank without first obtaining a permit to construct; 203(a): Operating a gasoline dispensing unit without a permit to operate	CLOSED/RESOLVED

Facility Name	Facility ID	Notice Type	Notice #	Issue Date ^{iv}	Violation Date ^v	Rule Number	Description	Enforcement Action Case Status
KAM'S AUTOMOTIVE INC	146857	NOV	P64012	3/15/2016	3/15/2016	203(A)	201: Constructing or installing a gasoline storage tank without first obtaining a permit to construct; 203(a): Operating a gasoline dispensing unit without a permit to operate	CLOSED/RESOLVED
KAZI ASSOCIATES, INC.	175427	NOV	P72644	12/11/2018	3/2/2018	461(c)(3)(Q)	Failing to submit the facility's monthly gasoline throughput data for the previous calendar year on or before March 1, 2018. Certified Mail Tracking #7018 0040 0000 1659 6265	OPEN/PENDING
KAZI ASSOCIATES, INC.	175427	NC	E32437	8/25/2016	8/25/2016	41960.2	REPLACE HOSES #6 AND #8. WIRE BRAID EXPOSED	CLOSED/RESOLVED
KINDER MORGAN LIQUIDS TERMINALS, LLC	800057	NOV	P60285	10/10/2017	12/29/2016	3002(C)(1)	Failure to comply with P/O G6038 tank throughput limit of 241,667 bbls/month in December 2016.	OPEN/PENDING
LA USD GARDENA BUS GARAGE	74863	NOV	P71526	12/11/2018	3/2/2018	461(c)(3)(Q)	Failing to submit the facility's monthly gasoline throughput data for the previous calendar year on or before March 1, 2018. Certified Mail Tracking #7017 2620 0001 1050 2433	OPEN/PENDING
LA CITY, DWP HARBOR GENERATING STATION	800170	NOV	P62072	7/19/2016	4/13/2015	2004(e)(1)	In 2015 CY: Failed to submit accurate 3rd quarter QCER, electronic report of Major sources for 4/12/15, electronic report of R219 sources in 3rd quarter.	CLOSED/RESOLVED
LA CITY, DWP HARBOR GENERATING STATION	800170	NOV	P62072	7/19/2016	4/13/2015	2012(c)(3)(A), (g)(7)	In 2015 CY: Failed to submit accurate 3rd quarter QCER, electronic report of Major sources for 4/12/15, electronic report of R219 sources in 3rd quarter.	CLOSED/RESOLVED

Appendix 4-201

Facility Name	Facility ID	Notice Type	Notice #	Issue Date ^{iv}	Violation Date ^v	Rule Number	Description	Enforcement Action Case Status
LA CITY, DWP HARBOR GENERATING STATION	800170	NOV	P66102	10/25/2017	5/1/2016	2004(b)(4)	Failed to submit electronic reports for Process Units, R219, and equipment without a permit emissions. Failed to submit accurate APEP report.	CLOSED/RESOLVED
LA CITY, DWP HARBOR GENERATING STATION	800170	NOV	P66102	10/25/2017	5/1/2016	2012(e)(2)(B), (g)(7), APP. A, Ch7-D	Failed to submit electronic reports for Process Units, R219, and equipment without a permit emissions. Failed to submit accurate APEP report.	CLOSED/RESOLVED
LA CITY, HARBOR DEPT	61962	NC	E29385	10/17/2017	4/6/2017	2004(F)(1)	Improve monitoring of Process Unit D118 to obtain corrected gas volumes for purposes of accurate RECLAIM reporting and demonstrating compliance with the 400,000 cubic feet of natural gas per month limit of Condition C1.23	CLOSED/RESOLVED
LA CITY, TERMINAL ISLAND TREATMENT PLANT	10245	NOV	P66478	12/19/2018	7/15/2017	1146(c)(1)(J)	see report	OPEN/PENDING
LA CITY, TERMINAL ISLAND TREATMENT PLANT	10245	NOV	P66478	12/19/2018	7/15/2017	3002(c)(1)	see report	OPEN/PENDING
LA CITY, TERMINAL ISLAND TREATMENT PLANT	10245	NC	E35723	3/16/2017	3/16/2017	3002(c)(1)	TIMELY SUBMIT 500_ACC REPORT BY MARCH 1. TIMELY SUBMIT 500_SAM REPORT BY FEBRUARY 28.	CLOSED/RESOLVED
LA CO. SANITATION DIST	800236	NOV	P66470	10/17/2018	7/10/2018	1146.1(d)(6)	see report	OPEN/PENDING

Appendix 4-202

Facility Name	Facility ID	Notice Type	Notice #	Issue Date ^{iv}	Violation Date ^v	Rule Number	Description	Enforcement Action Case Status
LA CO. SANITATION DIST	800236	NOV	P66470	10/17/2018	7/10/2018	3002(c)(1)	see report	OPEN/PENDING
LEKOS DYE AND FINISHING, INC	141295	NOV	P57883	3/27/2018	7/1/2016	2004(f)(1)	Lacked sufficient NOx RTCs at the commencement of Compliance Year 2016 & 2017 (Cycle 2, Starts July 1 each year) to comply with permit conditions, I298.1 & I298.2 and I298.1, I298.2, and I298.3 at the commencements of CY 2016 & 2017 respectively.	OPEN/PENDING
LEKOS DYE AND FINISHING, INC	141295	NOV	P57883	3/27/2018	7/1/2016	2005(f)(1)	Lacked sufficient NOx RTCs at the commencement of Compliance Year 2016 & 2017 (Cycle 2, Starts July 1 each year) to comply with permit conditions, I298.1 & I298.2 and I298.1, I298.2, and I298.3 at the commencements of CY 2016 & 2017 respectively.	OPEN/PENDING
LEKOS DYE AND FINISHING, INC	141295	NC	E25185	1/14/2016	7/15/2015	2012(J)(2)	conduct source test for process unit D8 on time	CLOSED/RESOLVED
LEKOS DYE AND FINISHING, INC	141295	NC	E39371	12/5/2017	9/1/2016	(e)(2)(C) and Appendix A, Chapter 4, Section A-7	Failure to use correct emission factor for process unit D19 during the 3rd QTR Failure to convert fuel usage to standard conditions for process unit D19 during the 2nd QTR	CLOSED/RESOLVED

Facility Name	Facility ID	Notice Type	Notice #	Issue Date ^{iv}	Violation Date ^v	Rule Number	Description	Enforcement Action Case Status
LEKOS DYE AND FINISHING, INC	141295	NC	E44155	12/6/2018	12/6/2018	2004(e), 2004(b)(4)	To submit QCER'S with accurate emissions for 1st, 2nd, 3rd qtr. of compliance year, to submit APEP with accurate emissions, to conduct tune-up of all equipment according to Appendix Table 5_B	CLOSED/RESOLVED
LEKOS DYE AND FINISHING, INC	141295	NC	E44155	12/6/2018	12/6/2018	2012, Appx A, Ch5, Sec C	To submit QCER'S with accurate emissions for 1st, 2nd, 3rd qtr. of compliance year, to submit APEP with accurate emissions, to conduct tune-up of all equipment according to Appendix Table 5_B	CLOSED/RESOLVED
LEVEL 3 COMMUNICATIONS, LLC	182105	NC	E40754	10/10/2017	10/10/2017	203	Apply for model number correction and maintain operation logs for ICE	CLOSED/RESOLVED
LONG BEACH CITY UNIFIED SCHOOL DISTRICT	88113	NC	E42407	12/28/2017	12/28/2017	PERP 2460	Failure to contact district within 45 days.	CLOSED/RESOLVED
LONG BEACH CITY UNIFIED SCHOOL DISTRICT	88113	NC	E44846	7/13/2018	7/13/2018	109	Keep/Maintain paint usage/VOC records.	CLOSED/RESOLVED
LONG BEACH CITY, SERRF PROJECT	44577	NOV	P66479	12/19/2018	1/24/2018	3002(c)(1)	see report	OPEN/PENDING
LONG BEACH CITY, SHORELINE MARINE FUELS	134591	NOV	P71282	12/1/2017	3/2/2017	461(c)(3)(Q)	Failing to submit the facility's monthly gasoline throughput data for the previous calendar year on or before March 1, 2017. Certified Mail Tracking #70171450000217313990	CLOSED/RESOLVED
LONG BEACH COLLISION CENTER CORP.	153914	NC	E37046	8/23/2016	8/23/2016	109	maintain VOC records and calculate VOC emissions in pounds per month	CLOSED/RESOLVED

Appendix 4-204

Facility Name	Facility ID	Notice Type	Notice #	Issue Date ^{iv}	Violation Date ^v	Rule Number	Description	Enforcement Action Case Status
LONG BEACH CONTAINER TERMINAL INC	52015	NOV	P71482	12/11/2018	3/2/2018	461(c)(3)(Q)	Failing to submit the facility's monthly gasoline throughput data for the previous calendar year on or before March 1, 2018. Certified Mail Tracking #7017 2620 0001 1050 2006	OPEN/PENDING
LONG BEACH GENERATION, LLC	115314	NOV	P57095	11/16/2016	6/19/2016	2004(b)(4), 2004(e)	Failure to apply the correct BAF after the completion of a RATA to the end of the period until the next RATA. Inaccurate Quarter 4 QCER (certification) Inaccurate APEP for CY 2015	CLOSED/RESOLVED
LONG BEACH GENERATION, LLC	115314	NOV	P57095	11/16/2016	6/19/2016	Rule 2012A, Attachment B.5.b.	Failure to apply the correct BAF after the completion of a RATA to the end of the period until the next RATA. Inaccurate Quarter 4 QCER (certification) Inaccurate APEP for CY 2015	CLOSED/RESOLVED
LONG BEACH MEMORIAL MEDICAL CENTER	14213	NC	E36457	7/8/2016	7/8/2016	42303	provide proof of rule 1415 registrations	CLOSED/RESOLVED
LONG BEACH MEMORIAL MEDICAL CENTER	155360	NC	E37736	11/2/2016	11/2/2016	1415	SUBMIT RULE 1415 PLAN NOTIFICATIONS FOR AC UNITS CONTAINING OVER 50 POUNDS OF REFRIGERANT AND MAINTAIN COMPLETE ENGINE OPERATION LOG THAT INCLUDES REASON FOR OPERATION	CLOSED/RESOLVED

Facility Name	Facility ID	Notice Type	Notice #	Issue Date ^{iv}	Violation Date ^v	Rule Number	Description	Enforcement Action Case Status
LONG BEACH MEMORIAL MEDICAL CENTER	155360	NC	E37736	11/2/2016	11/2/2016	203	SUBMIT RULE 1415 PLAN NOTOFICATIONS FOR AC UNITS CONTAINING OVER 50 POUNDS OF REFRIGERANT AND MAINTAIN COMPLETE ENGINE OPERATION LOG THAT INCLUDES REASON FOR OPERATION	CLOSED/RESOLVED
LONG BEACH POLICE NORTH STATION	140298	NOV	P70969	12/1/2017	3/2/2017	461(c)(3) (Q)	Failing to submit the facility's monthly gasoline throughput data for the previous calendar year on or before March 1, 2017. Certified Mail Tracking #70171450000217316038	CLOSED/RESOLVED
LONG BEACH POLICE, WEST STATION	112655	NOV	P64222	1/13/2017	3/2/2015	461	Failure to submit monthly gasoline throughput data by march 1 each year.	CLOSED/RESOLVED
LONG BEACH SENIOR ARTIST COLONY, LP	171900	NC	E37707	8/26/2016	8/26/2016	203	post copy of permit within 8 meters of equipment; modify engine operation log to include hour meter reading and reason for operation; submit rule 222 registration for boilers rated over 1 million btu per hour	CLOSED/RESOLVED
LONG BEACH SENIOR ARTIST COLONY, LP	171900	NC	E37707	8/26/2016	8/26/2016	206	post copy of permit within 8 meters of equipment; modify engine operation log to include hour meter reading and reason for operation; submit rule 222 registration for boilers rated over 1 million btu per hour	CLOSED/RESOLVED

Facility Name	Facility ID	Notice Type	Notice #	Issue Date ^{iv}	Violation Date ^v	Rule Number	Description	Enforcement Action Case Status
LONG BEACH SENIOR ARTIST COLONY, LP	171900	NC	E37707	8/26/2016	8/26/2016	222	post copy of permit within 8 meters of equipment; modify engine operation log to include hour meter reading and reason for operation; submit rule 222 registration for boilers rated over 1 million btu per hour	CLOSED/RESOLVED
LONG BEACH SENIOR CITIZEN HOUSING CORP.	155269	NC	E37048	8/23/2016	8/23/2016	206	post permit to operate within 8 meters of equipment	CLOSED/RESOLVED
LONG BEACH UNISCH DIST;POLYTECHNIC HIGH	71075	NC	E35427	4/15/2016	4/15/2016	1415	REGISTER BOILERS RATED OVER 1MM BTU, SUBMIT RULE 1415 PLAN NOTIFICATIONS, AND PAY BACK FEES.	CLOSED/RESOLVED
LONG BEACH UNISCH DIST;POLYTECHNIC HIGH	71075	NC	E35427	4/15/2016	4/15/2016	203	REGISTER BOILERS RATED OVER 1MM BTU, SUBMIT RULE 1415 PLAN NOTIFICATIONS, AND PAY BACK FEES.	CLOSED/RESOLVED
LONG BEACH UNISCH DIST;POLYTECHNIC HIGH	71075	NC	E35427	4/15/2016	4/15/2016	222	REGISTER BOILERS RATED OVER 1MM BTU, SUBMIT RULE 1415 PLAN NOTIFICATIONS, AND PAY BACK FEES.	CLOSED/RESOLVED
LONG BEACH UNIFIED SCHOOL DISTRICT	113950	NC	E44842	7/13/2018	7/13/2018	1415	All A/C units over 50 lbs. /circuit must be registered every 2 years.	CLOSED/RESOLVED
LONG BEACH UNIFIED SCHOOL DISTRICT_MAINT	140187	NC	E44844	7/13/2018	7/13/2018	1415	All A/C units over 50 lbs. /circuit must be registered every 2 years.	CLOSED/RESOLVED
LOS ANGELES HARBOR GRAIN TERMINAL	56223	NC	E35424	4/5/2016	4/5/2016	203	REPAIR OR REPLACE PRESSURE GAGUES ON BAGHOUSES.	CLOSED/RESOLVED

Appendix 4-207

Facility Name	Facility ID	Notice Type	Notice #	Issue Date ^{iv}	Violation Date ^v	Rule Number	Description	Enforcement Action Case Status
LOYALTY COLLISION	185024	NC	E40778	9/13/2017	9/13/2017	1171	1171 shall not use H.E.T. or other cleaner solvents with VOC >25g/L. 42303 provide MSDS and VOC record keeping	CLOSED/RESOLVED
LOYALTY COLLISION	185024	NC	E40778	9/13/2017	9/13/2017	42303	1171 shall not use H.E.T. or other cleaner solvents with VOC >25g/L. 42303 provide MSDS and VOC record keeping	CLOSED/RESOLVED
LSC COMMUNICATION S, LA MFG DIV	185101	NC	E40831	10/26/2018	7/1/2017	2012App. A, Chap 5-C	1) Perform tune-ups of Process Units; 2) Submit 222 registrations for process water cooling towers.	CLOSED/RESOLVED
LSC COMMUNICATION S, LA MFG DIV	185101	NC	E40831	10/26/2018	7/1/2017	222	1) Perform tune-ups of Process Units; 2) Submit 222 registrations for process water cooling towers.	CLOSED/RESOLVED
MAX CENTRAL CARSON, INC	171242	NOV	P64657	6/30/2016	6/30/2016	41960.2	FAILURE TO OPERATE & MAINTAIN THE VAPOR RECOVERY SYSTEM & ASSOCIATED COMPONENTS IN A MANNER IN ACCORDANCE WITH MANUFACTURER'S SPECS. & CARB CERTIFICATION. FAILURE TO OPERATE & MAINTAIN SAID EQUIPMENT WITH NO MAJOR DEFECT. FAILURE TO MAINTAIN ALL	CLOSED/RESOLVED

Facility Name	Facility ID	Notice Type	Notice #	Issue Date ^{iv}	Violation Date ^v	Rule Number	Description	Enforcement Action Case Status
MAX CENTRAL CARSON, INC	171242	NOV	P64657	6/30/2016	6/30/2016	461(C)	FAILURE TO OPERATE & MAINTAIN THE VAPOR RECOVERY SYSTEM & ASSOCIATED COMPONENTS IN A MANNER IN ACCORDANCE WITH MANUFACTURER'S SPECS. & CARB CERTIFICATION. FAILURE TO OPERATE & MAINTAIN SAID EQUIPMENT WITH NO MAJOR DEFECT. FAILURE TO MAINTAIN ALL	CLOSED/RESOLVED
MAX CENTRAL CARSON, INC	171242	NOV	P64657	6/30/2016	6/30/2016	461(C)(2)(B)	FAILURE TO OPERATE & MAINTAIN THE VAPOR RECOVERY SYSTEM & ASSOCIATED COMPONENTS IN A MANNER IN ACCORDANCE WITH MANUFACTURER'S SPECS. & CARB CERTIFICATION. FAILURE TO OPERATE & MAINTAIN SAID EQUIPMENT WITH NO MAJOR DEFECT. FAILURE TO MAINTAIN ALL	CLOSED/RESOLVED
MAX CENTRAL CARSON, INC	171242	NOV	P70900	11/29/2017	3/2/2017	461(c)(3)(Q)	Failing to submit the facility's monthly gasoline throughput data for the previous calendar year on or before March 1, 2017. Certified Mail Tracking #7017 1450 0002 1529 9593	CLOSED/RESOLVED
MAX CENTRAL CARSON, INC	171242	NC	E35789	6/30/2016	6/30/2016	203(B)	PROVIDE DAILY AND WEEKLY INSPECTION RECORDS. MAINTAIN SPILL CONTAINERS FREE OF LIQUID.	CLOSED/RESOLVED
MAX CENTRAL CARSON, INC	171242	NC	E35789	6/30/2016	6/30/2016	461(C)(1)(A)	PROVIDE DAILY AND WEEKLY INSPECTION RECORDS. MAINTAIN SPILL CONTAINERS FREE OF LIQUID.	CLOSED/RESOLVED

Facility Name	Facility ID	Notice Type	Notice #	Issue Date ^{iv}	Violation Date ^v	Rule Number	Description	Enforcement Action Case Status
MAX CENTRAL CARSON, INC	171242	NC	E35789	6/30/2016	6/30/2016	461(C)(2)(B)	PROVIDE DAILY AND WEEKLY INSPECTION RECORDS. MAINTAIN SPILL CONTAINERS FREE OF LIQUID.	CLOSED/RESOLVED
MAX CENTRAL CARSON, INC	171242	NC	E42317	3/14/2018	3/14/2018	41960.2(e)	Repair or replace Nozzle # 3 due to sticky interlock	CLOSED/RESOLVED
MAXUM PETROLEUM	178698	NC	E07710	8/31/2017	8/31/2017	1142	Provide records in an electronic format of all loading, lightering, ballasting and housekeeping events (including emergency venting) conducted in district waters from January 1, 2017 to August 30, 2017.	CLOSED/RESOLVED
METROPOLITAN STEVEDORE COMPANY	8073	NOV	P65101	11/25/2016	11/18/2016	1155	Visible dust emissions of Sodium Sulfate while loading ship	CLOSED/RESOLVED
METROPOLITAN STEVEDORE COMPANY	8073	NOV	P65101	11/25/2016	11/18/2016	203(B), Permit F54534 Condition 1, Application 126157 Condition 5	Visible dust emissions of Sodium Sulfate while loading ship	CLOSED/RESOLVED
MQ POWER BUILDING B	129410	NC	E41955	11/29/2017	11/29/2017	PERP 2460(b)(1)	Submit an inspection request form to the home district within 45 days of PERP registration/renewal issuance	CLOSED/RESOLVED
MULCAHY ENTERPRISES, INC.	26098	NOV	P65720	7/18/2017	2/1/2017	461(e)(2)(A)(i)	Failure to conduct vapor recovery test semiannually (test due January 2017, tested 7/17/17)	CLOSED/RESOLVED

Facility Name	Facility ID	Notice Type	Notice #	Issue Date ^{iv}	Violation Date ^v	Rule Number	Description	Enforcement Action Case Status
MULCAHY ENTERPRISES, INC.	26098	NOV	P71812	12/11/2018	3/2/2018	461(c)(3)(Q)	Failing to submit the facility's monthly gasoline throughput data for the previous calendar year on or before March 1, 2018. Certified Mail Tracking #7017 0190 0000 6374 8322	OPEN/PENDING
MULCAHY ENTERPRISES, INC.	26098	NC	E40483	7/18/2017	7/18/2017	203(A)	replace hose #8 (wire braid exposed); place rule 461 attachment A stickers on all dispensers; ensure all ISD alarms and associated maintenance is properly documented; change AQMD permit to operate N21009 to show correct tank capacity for each tank	CLOSED/RESOLVED
MULCAHY ENTERPRISES, INC.	26098	NC	E40483	7/18/2017	7/18/2017	41960.2(e)	replace hose #8 (wire braid exposed); place rule 461 attachment A stickers on all dispensers; ensure all ISD alarms and associated maintenance is properly documented; change AQMD permit to operate N21009 to show correct tank capacity for each tank	CLOSED/RESOLVED
MULCAHY ENTERPRISES, INC.	26098	NC	E40483	7/18/2017	7/18/2017	461(c)(3)(G), (e)(6)(C)	replace hose #8 (wire braid exposed); place rule 461 attachment A stickers on all dispensers; ensure all ISD alarms and associated maintenance is properly documented; change AQMD permit to operate N21009 to show correct tank capacity for each tank	CLOSED/RESOLVED
MURRAY COMPANY	171749	NC	E40248	9/5/2017	9/5/2017	42303	H&S 42303: provide linear steel and stainless steel cutting records for past 12 months.	CLOSED/RESOLVED

Facility Name	Facility ID	Notice Type	Notice #	Issue Date ^{iv}	Violation Date ^v	Rule Number	Description	Enforcement Action Case Status
NALCO COMPANY	139668	NC	E35423	3/24/2016	3/24/2016	42303	PROVIDE PORTABLE ANALYZER TESTS FOR BOILER, DAILY THROUGHPUT AND MONTHLY TURNOVER RECORDS, CURRENT 1415 NOTIFICATIONS, VEE LOGS FOR SCRUBBERS, AND GAS BILLS.	CLOSED/RESOLVED
NEILL AIRCRAFT CO	51232	NOV	P64211	5/19/2016	2/1/2015	203	exceeded VOC emissions limit	CLOSED/RESOLVED
NEILL AIRCRAFT CO	51232	NC	E35115	4/28/2016	4/28/2016	42303	PROVIDE VOC RECORDS TO DEMONSTRATE COMPLIANCE WITH PERMIT CONDITIONS	CLOSED/RESOLVED
NEW NGC, INC.	12428	NOV	P66902	11/29/2017	1/26/2017	2012(f)(2)(A)	1) Failure to comply with Large Source NOx concentration limit as determined by a Source Test; and 2) Failure to conduct daily calibration of NOx Major Source CEMS during a unit operating day.	OPEN/PENDING
NEW NGC, INC.	12428	NOV	P66902	11/29/2017	1/26/2017	2012APP EN A, Att. C (B)(1)	1) Failure to comply with Large Source NOx concentration limit as determined by a Source Test; and 2) Failure to conduct daily calibration of NOx Major Source CEMS during a unit operating day.	OPEN/PENDING
NEW NGC, INC.	12428	NOV	P66856	11/6/2018	7/9/2017	2012APP EN A Att. C (B)(1)	Failure to 1) maintain and operate a strip chart recorder according to CEMS certification [Rule 2012, Appx. A Chap.2 (a)(1)(g)]; 2) conduct daily CEMS calibration during unit operating day [Rule 2012Appx. A, Att. C(B)(1)]	OPEN/PENDING

Facility Name	Facility ID	Notice Type	Notice #	Issue Date ^{iv}	Violation Date ^v	Rule Number	Description	Enforcement Action Case Status
NEW NGC, INC.	12428	NOV	P66856	11/6/2018	7/9/2017	2012APP EN A, CH (A)(1)(g)	Failure to 1) maintain and operate a strip chart recorder according to CEMS certification [Rule 2012, Appx. A Chap.2 (a)(1)(g)]; 2) conduct daily CEMS calibration during unit operating day [Rule 2012Appx. A, Att. C(B)(1)]	OPEN/PENDING
NEW NGC, INC.	12428	NC	E30134	1/12/2017	8/26/2016	2012app A, Ch. 3, I Large	Use correct MDP for Large Source greater than 2 months MDP period. (Uncontrolled EF instead of permitted EF).	CLOSED/RESOLVED
NEW NGC, INC.	12428	NC	E40310	3/29/2018	12/25/2017	1155(e)(1)	Recordkeeping for Weekly VEE on each baghouse shall be maintained	CLOSED/RESOLVED
NEXEO SOLUTIONS, LLC	167091	NC	E35421	3/24/2016	3/24/2016	42303	PROVIDE CHEMICAL MONTHLY THROUGHPUT FOR PERMIT G29736 AND G29735	CLOSED/RESOLVED
NICKELL METAL SPRAY INC	146049	NC	E35870	5/27/2016	5/27/2016	109	INSTALL PRESSURE GAGUE FOR HEPA FILTERS AND CARTRIGE FILTERS ON SPRAY BOOTH. MAINTAIN USAGE RECORDS FOR SPRAY BOOTH.	CLOSED/RESOLVED
NICKELL METAL SPRAY INC	146049	NC	E35870	5/27/2016	5/27/2016	203	INSTALL PRESSURE GAGUE FOR HEPA FILTERS AND CARTRIGE FILTERS ON SPRAY BOOTH. MAINTAIN USAGE RECORDS FOR SPRAY BOOTH.	CLOSED/RESOLVED
NICKELL METAL SPRAY INC	146049	NC	E35871	5/27/2016	5/27/2016	42303	PROVIDE LIST OF MATERIALS AND COATINGS APPLIED IN SPRAY BOOTH AND THROUGHOUT REORDS FOR PAST 2 YEARS	CLOSED/RESOLVED
NOIL USA INC, COWLES	188581	NOV	P67684	11/13/2018	10/31/2018	203(A)	Operating a gasoline storage and dispensing facility without a valid SCAQMD Permit	OPEN/PENDING

Appendix 4-213

Facility Name	Facility ID	Notice Type	Notice #	Issue Date ^{iv}	Violation Date ^v	Rule Number	Description	Enforcement Action Case Status
NOIL USA INC, COWLES	188581	NC	E45446	10/16/2018	10/16/2018	203(A)	Submit change of ownership form	CLOSED/RESOLVED
NORTHSTAR CABINET CONSTRUCTION, INC	180645	NC	E36320	8/3/2016	8/3/2016	203a	203(a): Do not operate Cefla PSB without a valid permit to operate	CLOSED/RESOLVED
NUMBER ONE AUTO CENTER, JOSE MAGDALENO	162466	NC	E38333	1/3/2017	1/3/2017	109	maintain natural gas usage log; provide and maintain VOC records; and post permit to operate within 8 meters of equipment	CLOSED/RESOLVED
NUMBER ONE AUTO CENTER, JOSE MAGDALENO	162466	NC	E38333	1/3/2017	1/3/2017	203	maintain natural gas usage log; provide and maintain VOC records; and post permit to operate within 8 meters of equipment	CLOSED/RESOLVED
NUMBER ONE AUTO CENTER, JOSE MAGDALENO	162466	NC	E38333	1/3/2017	1/3/2017	206	maintain natural gas usage log; provide and maintain VOC records; and post permit to operate within 8 meters of equipment	CLOSED/RESOLVED
OASIS FUELS/FIONA C ROCHE-LUCE	142115	NOV	P72140	12/11/2018	3/2/2018	461(c)(3)(Q)	Failing to submit the facility's monthly gasoline throughput data for the previous calendar year on or before March 1, 2018. Certified Mail Tracking #7018 0040 0000 1660 4830	OPEN/PENDING
OASIS FUELS/FIONA C ROCHE-LUCE	142115	NC	E46342	12/19/2018	12/19/2018	461(c)(1)(A)(v); (c)(2)(B); (e)(6)(B); (e)(6)(C); (e)(6)(D); (d)(1)(A),	Maintain spill buckets clear of liquid and debris. Replace torn boot on pump #1. Provide VST weekly inspections. Provide current repair logs. Provide records of vapor recovery testing in 2017. Provide current monthly gasoline throughput records.	CLOSED/RESOLVED

Appendix 4-214

Facility Name	Facility ID	Notice Type	Notice #	Issue Date ^{iv}	Violation Date ^v	Rule Number	Description	Enforcement Action Case Status
OMNINET FREEWAY, LP	171923	NC	E35100	2/26/2016	2/26/2016	1415	SUBMIT RULE 1415 PLAN NOTIFICATIONS FOR AC UNITS	CLOSED/RESOLVED
OMNINET PACIFIC POINTE, LP	181665	NC	E40239	8/15/2017	8/15/2017	203(A)	Rule 206: post permit to operate, Rule 222: submit registration application for 2 boilers, Rule 203(a) Apply for correction on permit	CLOSED/RESOLVED
OMNINET PACIFIC POINTE, LP	181665	NC	E40239	8/15/2017	8/15/2017	206	Rule 206: post permit to operate, Rule 222: submit registration application for 2 boilers, Rule 203(a) Apply for correction on permit	CLOSED/RESOLVED
OMNINET PACIFIC POINTE, LP	181665	NC	E40239	8/15/2017	8/15/2017	222	Rule 206: post permit to operate, Rule 222: submit registration application for 2 boilers, Rule 203(a) Apply for correction on permit	CLOSED/RESOLVED
PACIFIC CONTINENTAL TEXTILES, INC.	59618	NOV	P66915	12/11/2018	1/1/2018	2004(b)(1) & (d)(1)	Failed to reconcile quarterly NOx emissions in the 3rd qtr. of CY2018. NOx emissions from the beginning of CY2018 through the end of the 3rd qtr. exceeded the annual NOx emission allocation in effect at the end of the reconciliation period for that qtr.	OPEN/PENDING
PACIFIC CONTINENTAL TEXTILES, INC.	59618	NC	E29381	9/20/2017	1/1/2016	2012APP EN A	Ensure retention of records necessary to demonstrate compliance with RECLAIM tune-up requirements.	CLOSED/RESOLVED

Facility Name	Facility ID	Notice Type	Notice #	Issue Date ^{iv}	Violation Date ^v	Rule Number	Description	Enforcement Action Case Status
PACIFIC CONTINENTAL TEXTILES, INC.	59618	NC	E40828	5/24/2018	1/1/2017	2004(b)(1); (e); (b)(4)	Conduct NOx source tests of Large Source boilers on time; submit QCERs on time; submit accurate QCERs; submit accurate APEP; submit electronic reports for R219 equipment by fuel type (NRF code)	CLOSED/RESOLVED
PACIFIC CONTINENTAL TEXTILES, INC.	59618	NC	E40828	5/24/2018	1/1/2017	2012(j)(2)	Conduct NOx source tests of Large Source boilers on time; submit QCERs on time; submit accurate QCERs; submit accurate APEP; submit electronic reports for R219 equipment by fuel type (NRF code)	CLOSED/RESOLVED
PACIFIC CONTINENTAL TEXTILES, INC.	59618	NC	E40828	5/24/2018	1/1/2017	2012APP EN A Chap. 7-D(2)	Conduct NOx source tests of Large Source boilers on time; submit QCERs on time; submit accurate QCERs; submit accurate APEP; submit electronic reports for R219 equipment by fuel type (NRF code)	CLOSED/RESOLVED
PACIFIC CRANE MAINTENANCE COMPANY, LLC	181447	NC	E41194	12/19/2017	12/19/2017	PERP 2460	Failure to contact district within 45 days.	CLOSED/RESOLVED
PACIFIC GATEWAY GENERAL TRUCK & AUTO	79760	NC	E45061	8/7/2018	8/7/2018	109	Keep and provide VOC records, fix manometer, use VOC compliant reducer and cleaner solvent	CLOSED/RESOLVED
PACIFIC GATEWAY GENERAL TRUCK & AUTO	79760	NC	E45061	8/7/2018	8/7/2018	1151	Keep and provide VOC records, fix manometer, use VOC compliant reducer and cleaner solvent	CLOSED/RESOLVED
PACIFIC GATEWAY GENERAL TRUCK & AUTO	79760	NC	E45061	8/7/2018	8/7/2018	1171	Keep and provide VOC records, fix manometer, use VOC compliant reducer and cleaner solvent	CLOSED/RESOLVED

Appendix 4-216

Facility Name	Facility ID	Notice Type	Notice #	Issue Date ^{iv}	Violation Date ^v	Rule Number	Description	Enforcement Action Case Status
PACIFIC GATEWAY GENERAL TRUCK & AUTO	79760	NC	E45061	8/7/2018	8/7/2018	203(B)	Keep and provide VOC records, fix manometer, use VOC compliant reducer and cleaner solvent	CLOSED/RESOLVED
PALO WOODS COURTESY CLEANERS, E MENDOZA E	14690	NC	E07945	5/12/2016	5/12/2016	1102	Maintain complete operating records for dry-cleaning machine.	CLOSED/RESOLVED
PARAMOUNT FORGE INC	13101	NOV	P71339	12/11/2018	3/2/2018	461(c)(3)(Q)	Failing to submit the facility's monthly gasoline throughput data for the previous calendar year on or before March 1, 2018. Certified Mail Tracking #7017 2620 0001 1050 0576	OPEN/PENDING
PCH PACIFIC /MOBIL, SHANARI CORP	179110	NOV	P70678	11/29/2017	3/2/2017	461(c)(3)(Q)	Failing to submit the facility's monthly gasoline throughput data for the previous calendar year on or before March 1, 2017. Certified Mail Tracking #7016 1970 0001 0459 1647	CLOSED/RESOLVED
PCH PACIFIC /MOBIL, SHANARI CORP	179110	NC	E32446	11/9/2016	11/9/2016	206	Post AQMD Permit to Operate. Provide periodic compliance inspection for 2015 and 2016. Keep ISD Alarm Log updated and current, write down all ISD alarms, document any maintenance performed	CLOSED/RESOLVED
PCH PACIFIC /MOBIL, SHANARI CORP	179110	NC	E32446	11/9/2016	11/9/2016	461(d)(1)(b), (e)(6)(B)	Post AQMD Permit to Operate. Provide periodic compliance inspection for 2015 and 2016. Keep ISD Alarm Log updated and current, write down all ISD alarms, document any maintenance performed	CLOSED/RESOLVED

Facility Name	Facility ID	Notice Type	Notice #	Issue Date ^{iv}	Violation Date ^v	Rule Number	Description	Enforcement Action Case Status
PCH PACIFIC /MOBIL, SHANARI CORP	179110	NC	E38736	5/23/2017	5/23/2017	41960.2(e)	Replace hose #6 (wire braid exposed); Provide maintenance log & ISD Alarm log; Provide monthly gasoline throughput for 2016 and 2017	CLOSED/RESOLVED
PCH PACIFIC /MOBIL, SHANARI CORP	179110	NC	E38736	5/23/2017	5/23/2017	461(e)(6)(B), (e)(6)(D)	Replace hose #6 (wire braid exposed); Provide maintenance log & ISD Alarm log; Provide monthly gasoline throughput for 2016 and 2017	CLOSED/RESOLVED
PELICAN ENDEAVORS, INC	184250	NC	E40499	9/13/2017	9/13/2017	461(c)(2)(B), (e)(6)(B), (e)(6)(D), (c)(3)(G)	Ensure Veeder_Root has a free, working RS_232 port (free port currently does not show in printout); Provide monthly gasoline throughput for 2017; Provide ISD alarm log and maintenance log for 2017; Place Rule 461 Attachment A stickers on all fueling point	CLOSED/RESOLVED
PENSKE TRUCK LEASING CO., L.P.	8311	NOV	P71219	12/1/2017	3/2/2017	461(c)(3)(Q)	Failing to submit the facility's monthly gasoline throughput data for the previous calendar year on or before March 1, 2017. Certified Mail Tracking #70150640000471798393	OPEN/PENDING
PENSKE TRUCK LEASING CO., L.P.	8311	NOV	P71317	12/11/2018	3/2/2018	461(c)(3)(Q)	Failing to submit the facility's monthly gasoline throughput data for the previous calendar year on or before March 1, 2018. Certified Mail Tracking #7017 2620 0001 1050 0361	OPEN/PENDING

Facility Name	Facility ID	Notice Type	Notice #	Issue Date ^{iv}	Violation Date ^v	Rule Number	Description	Enforcement Action Case Status
PETRO DIAMOND TERMINAL CO	800079	NOV	P61521	10/19/2016	9/8/2016	1176(E)(1)	Rule 463(d)(1)(F) Inspection found fac. vapor leak of 20,000 ppm VOC from loading arm 4_2 ; Rule 1176(e)(1) Emissions greater than 50,000 ppm VOC found from wastewater system	CLOSED/RESOLVED
PETRO DIAMOND TERMINAL CO	800079	NOV	P61521	10/19/2016	9/8/2016	462(D)(1)(F)	Rule 463(d)(1)(F) Inspection found fac. vapor leak of 20,000 ppm VOC from loading arm 4_2 ; Rule 1176(e)(1) Emissions greater than 50,000 ppm VOC found from wastewater system	CLOSED/RESOLVED
PETROLEUM MANAGEMENT & MARKETING INC	150812	NOV	P70897	11/29/2017	3/2/2017	461(c)(3)(Q)	Failing to submit the facility's monthly gasoline throughput data for the previous calendar year on or before March 1, 2017. Certified Mail Tracking #7017 1450 0002 1529 9555	CLOSED/RESOLVED
PETROLEUM MANAGEMENT & MARKETING INC	150812	NOV	P72256	12/11/2018	3/2/2018	461(c)(3)(Q)	Failing to submit the facility's monthly gasoline throughput data for the previous calendar year on or before March 1, 2018. Certified Mail Tracking #7018 0680 0001 2738 1653	OPEN/PENDING
PETROLEUM MANAGEMENT & MARKETING INC	150812	NC	E35790	6/30/2016	6/30/2016	41960.2	REPAIR/REPLACE LOOSE SPOUT ON PUMP #6.	CLOSED/RESOLVED
PETROLEUM MANAGEMENT & MARKETING, INC	165725	NOV	P70922	11/29/2017	3/2/2017	461(c)(3)(Q)	Failing to submit the facility's monthly gasoline throughput data for the previous calendar year on or before March 1, 2017. Certified Mail Tracking #7017 1450 0002 1529 9814	CLOSED/RESOLVED

Facility Name	Facility ID	Notice Type	Notice #	Issue Date ^{iv}	Violation Date ^v	Rule Number	Description	Enforcement Action Case Status
PETROLEUM MANAGEMENT & MARKETING, INC	165725	NOV	P72468	12/11/2018	3/2/2018	461(c)(3)(Q)	Failing to submit the facility's monthly gasoline throughput data for the previous calendar year on or before March 1, 2018. Certified Mail Tracking #7018 0040 0000 1660 5745	OPEN/PENDING
PHILLIPS 66 CO/LA REFINERY WILMINGTON PL	171107	NOV	P64601	4/14/2016	7/1/2014	2004(e)	2011/2012(c)(3)(A) failure to electronically report total daily mass emissions & daily status codes within the 24hr extension or (3) non-consecutive 96 hr. extension.;2004(e)-Inaccurate QCER; 2004(b)(4)-Inaccurate APEP. Inaccurate QCER & APEP for all Qtr.	CLOSED/RESOLVED
PHILLIPS 66 CO/LA REFINERY WILMINGTON PL	171107	NOV	P64601	4/14/2016	7/1/2014	2011	2011/2012(c)(3)(A) failure to electronically report total daily mass emissions & daily status codes within the 24hr extension or (3) non-consecutive 96 hr. extension.;2004(e)-Inaccurate QCER; 2004(b)(4)-Inaccurate APEP. Inaccurate QCER & APEP for all Qtr.	CLOSED/RESOLVED
PHILLIPS 66 CO/LA REFINERY WILMINGTON PL	171107	NOV	P64601	4/14/2016	7/1/2014	2012	2011/2012(c)(3)(A) failure to electronically report total daily mass emissions & daily status codes within the 24hr extension or (3) non-consecutive 96 hr. extension.;2004(e)-Inaccurate QCER; 2004(b)(4)-Inaccurate APEP. Inaccurate QCER & APEP for all Qtr.	CLOSED/RESOLVED

Facility Name	Facility ID	Notice Type	Notice #	Issue Date ^{iv}	Violation Date ^v	Rule Number	Description	Enforcement Action Case Status
PHILLIPS 66 CO/LA REFINERY WILMINGTON PL	171107	NOV	P64607	9/21/2016	8/2/2016	1173(d)(1)(B);(e)(3)(A)	1173 and 1176 violations discovered during 2016 Blue Sky Inspection	CLOSED/RESOLVED
PHILLIPS 66 CO/LA REFINERY WILMINGTON PL	171107	NOV	P64607	9/21/2016	8/2/2016	1176(E)(1)	1173 and 1176 violations discovered during 2016 Blue Sky Inspection	CLOSED/RESOLVED
PHILLIPS 66 CO/LA REFINERY WILMINGTON PL	171107	NOV	P64607	9/21/2016	8/2/2016	1176(E)(3)(A)	1173 and 1176 violations discovered during 2016 Blue Sky Inspection	CLOSED/RESOLVED
PHILLIPS 66 CO/LA REFINERY WILMINGTON PL	171107	NOV	P64613	12/7/2016	12/6/2016	402	R402; CH & SC 41700: Discharge of air contaminants which cause nuisance or annoyance and endangered the comfort & repose to a considerable number of persons and the public	CLOSED/RESOLVED
PHILLIPS 66 CO/LA REFINERY WILMINGTON PL	171107	NOV	P64613	12/7/2016	12/6/2016	41700	R402; CH & SC 41700: Discharge of air contaminants which cause nuisance or annoyance and endangered the comfort & repose to a considerable number of persons and the public	CLOSED/RESOLVED
PHILLIPS 66 CO/LA REFINERY WILMINGTON PL	171107	NOV	P64614	1/12/2017	7/1/2015	2004	1) R2004(e) Inaccurate QCER (Q1,2 &4) ; 2) R2004(b)(4) Inaccurate APEP; 3) R2012(g)(7) Failure to accurately report R219 equipment	CLOSED/RESOLVED
PHILLIPS 66 CO/LA REFINERY WILMINGTON PL	171107	NOV	P64610	8/25/2017	1/1/2015	3002(C)(1)	R3002(c)(1) Self-Reported Title V deviations. Please see attached	OPEN/PENDING
PHILLIPS 66 CO/LA REFINERY WILMINGTON PL	171107	NOV	P63373	10/27/2017	7/1/2016	3002(C)(1)	R3002(c)(1) Self-reported Title V deviations. See attachment	OPEN/PENDING

Facility Name	Facility ID	Notice Type	Notice #	Issue Date ^{iv}	Violation Date ^v	Rule Number	Description	Enforcement Action Case Status
PHILLIPS 66 CO/LA REFINERY WILMINGTON PL	171107	NOV	P63374	10/27/2017	1/1/2017	3002(C)(1)	R3002(c)(1) Issued for self-reported Title V deviations. See attachment (Violation dates 1/01/17 _ 6/30/17)	OPEN/PENDING
PHILLIPS 66 CO/LA REFINERY WILMINGTON PL	171107	NOV	P63371	10/27/2017	9/5/2017	1173	R1173(d)(1)(B) Detected seven leaks greater than 50,000ppm VOC from components in light liquid/gas/vapor service; R1176(e)(1) Detected vapor two vapor leaks greater than 500ppm VOC from wastewater components during an inspection.	OPEN/PENDING
PHILLIPS 66 CO/LA REFINERY WILMINGTON PL	171107	NOV	P63371	10/27/2017	9/5/2017	1176(E)(1)	R1173(d)(1)(B) Detected seven leaks greater than 50,000ppm VOC from components in light liquid/gas/vapor service; R1176(e)(1) Detected vapor two vapor leaks greater than 500ppm VOC from wastewater components during an inspection.	OPEN/PENDING
PHILLIPS 66 CO/LA REFINERY WILMINGTON PL	171107	NOV	P63372	10/27/2017	9/6/2017	1173	R1173(d)(1)(B) detected five leaks > 50,000ppm VOC from components in light liquid/gas/vapor service; R1176(c)(5)(A) observed an opening in a junction box (one)	OPEN/PENDING
PHILLIPS 66 CO/LA REFINERY WILMINGTON PL	171107	NOV	P63372	10/27/2017	9/6/2017	1176	R1173(d)(1)(B) detected five leaks > 50,000ppm VOC from components in light liquid/gas/vapor service; R1176(c)(5)(A) observed an opening in a junction box (one)	OPEN/PENDING
PHILLIPS 66 CO/LA REFINERY WILMINGTON PL	171107	NOV	P67753	8/30/2018	8/30/2018	1173(d)(1)(B)	District inspectors detected leak greater than 50,000 ppm VOC from a component in light liquid/gas/vapor service.	OPEN/PENDING

Appendix 4-222

Facility Name	Facility ID	Notice Type	Notice #	Issue Date ^{iv}	Violation Date ^v	Rule Number	Description	Enforcement Action Case Status
PHILLIPS 66 CO/LA REFINERY WILMINGTON PL	171107	NOV	P67756	10/5/2018	7/1/2017	3002(C)(1)	RULE 3002 (C)(1) FACILITY TITLE V DEVIATION SUMMARY FOR 07/01/2017_12/31/2017	OPEN/PENDING
PHILLIPS 66 CO/LA REFINERY WILMINGTON PL	171107	NOV	P67757	10/5/2018	1/1/2018	3002(C)(1)	RULE 3002 (C)(1) facility title v permit per LAR title v deviation summary report 01/01/2018_06/30/2018	OPEN/PENDING
PHILLIPS 66 CO/LA REFINERY WILMINGTON PL	171107	NOV	P67758	10/25/2018	10/25/2018	1173(D)(1)(C)	DISTRICT INSPECTION DETECTED LEAK GREATER THAN 500 PPM FROM COMPONENT IN HEAVY LIQUID SERVICE	OPEN/PENDING
PHILLIPS 66 CO/LA REFINERY WILMINGTON PL	171107	NOV	P66215	11/28/2018	7/1/2017	2004(e) & (b)(4)	Inaccurate QCERs and APEP	OPEN/PENDING
PHILLIPS 66 CO/LA REFINERY WILMINGTON PL	171107	NOV	P67759	12/7/2018	10/24/2018	1176(E)(1)	EMISSIONS GREATER THAN 500 PPM FOUND FROM WASTEWATER SYSTEM	OPEN/PENDING
PHILLIPS 66 CO/LA REFINERY WILMINGTON PL	171107	NC	E07607	4/14/2016	1/1/2016	2004	Maintain records that clearly identify & justify all corrections to daily electronic emission reports. All corrections made within reconciliation period must be transmitted electronically	CLOSED/RESOLVED
PHILLIPS 66 CO/LA REFINERY WILMINGTON PL	171107	NC	E07607	4/14/2016	1/1/2016	2011	Maintain records that clearly identify & justify all corrections to daily electronic emission reports. All corrections made within reconciliation period must be transmitted electronically	CLOSED/RESOLVED

Facility Name	Facility ID	Notice Type	Notice #	Issue Date ^{iv}	Violation Date ^v	Rule Number	Description	Enforcement Action Case Status
PHILLIPS 66 CO/LA REFINERY WILMINGTON PL	171107	NC	E07607	4/14/2016	1/1/2016	2012	Maintain records that clearly identify & justify all corrections to daily electronic emission reports. All corrections made within reconciliation period must be transmitted electronically	CLOSED/RESOLVED
PHILLIPS 66 CO/LA REFINERY WILMINGTON PL	171107	NC	E46461	11/28/2018	7/1/2017	2011(e)(7)	REPORT NOX LARGE SOURCE D683 EMISSIONS MONTHLY & ENSURE ACCURACY OF ELECTRONICALLY REPORTED RULE 219 EMISSIONS	CLOSED/RESOLVED
PHILLIPS 66 CO/LA REFINERY WILMINGTON PL	171107	NC	E46461	11/28/2018	7/1/2017	2012(d)(2)(B) & Appendix A, Chap. 3 & (g)(7)	REPORT NOX LARGE SOURCE D683 EMISSIONS MONTHLY & ENSURE ACCURACY OF ELECTRONICALLY REPORTED RULE 219 EMISSIONS	CLOSED/RESOLVED
PHILLIPS 66 CO/WILMINGTON MARINE TERMINA	171123	NC	E07616	8/30/2017	8/30/2017	1142	1142(h) Submit records maintained by Phillips66 Marine Terminal of loading, lightering, ballasting or housekeeping event from 1/1/17 to 8/30/17	OPEN/PENDING
PHILLIPS 66 COMPANY/LOS ANGELES REFINERY	171109	NOV	P64602	4/14/2016	1/1/2014	2004	2011/2012 Failure to electronic report total daily emissions & daily status codes w/ 24 hr. ext./3 nonconsecutive 96 hr. ext. Transmission of "0 lbs." as a placeholder transmission nt meet def electric report as def in R2000 & nt considered daily mass emission	CLOSED/RESOLVED

Facility Name	Facility ID	Notice Type	Notice #	Issue Date ^{iv}	Violation Date ^v	Rule Number	Description	Enforcement Action Case Status
PHILLIPS 66 COMPANY/LOS ANGELES REFINERY	171109	NOV	P64602	4/14/2016	1/1/2014	2011	2011/2012 Failure to electronic report total daily emissions & daily status codes w/ 24 hr. ext./3 nonconsecutive 96 hr. ext. Transmission of "0 lbs." as a placeholder transmission nt meet def electric report as def in R2000 & nt considered daily mass emission	CLOSED/RESOLVED
PHILLIPS 66 COMPANY/LOS ANGELES REFINERY	171109	NOV	P64602	4/14/2016	1/1/2014	2012	2011/2012 Failure to electronic report total daily emissions & daily status codes w/ 24 hr. ext./3 non consecutive 96 hr. ext. Transmission of "0 lbs." as a placeholder transmission nt meet def electric report as def in R2000 & nt considered daily mass emission	CLOSED/RESOLVED
PHILLIPS 66 COMPANY/LOS ANGELES REFINERY	171109	NOV	P64604	6/29/2016	5/18/2016	1176(E)(1)	1176(e)(1) VOC emissions measured > 500ppm from wastewater system (11 counts);	CLOSED/RESOLVED
PHILLIPS 66 COMPANY/LOS ANGELES REFINERY	171109	NOV	P64603	6/29/2016	6/11/2016	1118(c)(1)(B)	1118(c)(1)(B) Failure to operate flare in a smokeless manner. Visible emissions exceeded five minutes as documented by AQMD Inspector	CLOSED/RESOLVED

Facility Name	Facility ID	Notice Type	Notice #	Issue Date ^{iv}	Violation Date ^v	Rule Number	Description	Enforcement Action Case Status
PHILLIPS 66 COMPANY/LOS ANGELES REFINERY	171109	NOV	P64612	1/12/2017	1/1/2015	2004(e), (b)(4)	1) late daily emissions report (1 major device);2) failure to apply missing data procedures for late daily transmissions (1 major device); 3) Failure to use correct missing data procedures (1 process device); 4) Inaccurate QCER (4 Qtrs.); 5) Inaccurate APEP	CLOSED/RESOLVED
PHILLIPS 66 COMPANY/LOS ANGELES REFINERY	171109	NOV	P64612	1/12/2017	1/1/2015	2011, 2012(c)(3)(c)	1) late daily emissions report (1 major device);2) failure to apply missing data procedures for late daily transmissions (1 major device); 3) Failure to use correct missing data procedures (1 process device); 4) Inaccurate QCER (4 Qtrs.); 5) Inaccurate APEP	CLOSED/RESOLVED
PHILLIPS 66 COMPANY/LOS ANGELES REFINERY	171109	NOV	P64612	1/12/2017	1/1/2015	2011(C)(3)(A), 2012(c)(3)(A)	1) late daily emissions report (1 major device);2) failure to apply missing data procedures for late daily transmissions (1 major device); 3) Failure to use correct missing data procedures (1 process device); 4) Inaccurate QCER (4 Qtrs.); 5) Inaccurate APEP	CLOSED/RESOLVED

Facility Name	Facility ID	Notice Type	Notice #	Issue Date ^{iv}	Violation Date ^v	Rule Number	Description	Enforcement Action Case Status
PHILLIPS 66 COMPANY/LOS ANGELES REFINERY	171109	NOV	P64612	1/12/2017	1/1/2015	2012(g)(7)	1) late daily emissions report (1 major device);2) failure to apply missing data procedures for late daily transmissions (1 major device); 3) Failure to use correct missing data procedures (1 process device); 4) Inaccurate QCER (4 Qtrs.); 5) Inaccurate APEP	CLOSED/RESOLVED
PHILLIPS 66 COMPANY/LOS ANGELES REFINERY	171109	NOV	P64612	1/12/2017	1/1/2015	2012APP EN A, 2011	1) late daily emissions report (1 major device);2) failure to apply missing data procedures for late daily transmissions (1 major device); 3) Failure to use correct missing data procedures (1 process device); 4) Inaccurate QCER (4 Qtrs.); 5) Inaccurate APEP	CLOSED/RESOLVED
PHILLIPS 66 COMPANY/LOS ANGELES REFINERY	171109	NOV	P64611	8/25/2017	1/1/2015	3002(C)(1)	R3002(c)(1) Self-Reported Title V deviations. Please see attached. Violation dates: 01/01/2015 _ 06/30/2015	CLOSED/RESOLVED
PHILLIPS 66 COMPANY/LOS ANGELES REFINERY	171109	NOV	P65102	10/20/2017	9/6/2017	1173	R3002(c)(1) & 40 CFR60 692_5(e)(1) closed vent system open to atmosphere w/leak>500ppm; R1176 Leak>500ppm @NE corner of API Separator, Leak>500ppm @SW edge of API Separator, Leak>500ppm@sump located North API separator, leak on atmospheric PRD on gas	OPEN/PENDING

Facility Name	Facility ID	Notice Type	Notice #	Issue Date ^{iv}	Violation Date ^v	Rule Number	Description	Enforcement Action Case Status
PHILLIPS 66 COMPANY/LOS ANGELES REFINERY	171109	NOV	P65102	10/20/2017	9/6/2017	1176	R3002(c)(1) & 40 CFR60 692_5(e)(1) closed vent system open to atmosphere w/leak>500ppm; R1176 Leak>500ppm @NE corner of API Separator, Leak>500ppm @SW edge of API Separator, Leak>500ppm@sump located North API separator, leak on atmospheric PRD on gas	OPEN/PENDING
PHILLIPS 66 COMPANY/LOS ANGELES REFINERY	171109	NOV	P65102	10/20/2017	9/6/2017	3002(C)(1)	R3002(c)(1) & 40 CFR60 692_5(e)(1) closed vent system open to atmosphere w/leak>500ppm; R1176 Leak>500ppm @NE corner of API Separator, Leak>500ppm @SW edge of API Separator, Leak>500ppm@sump located North API separator, leak on atmospheric PRD on gas	OPEN/PENDING
PHILLIPS 66 COMPANY/LOS ANGELES REFINERY	171109	NOV	P65102	10/20/2017	9/6/2017	40 CFR	R3002(c)(1) & 40 CFR60 692_5(e)(1) closed vent system open to atmosphere w/leak>500ppm; R1176 Leak>500ppm @NE corner of API Separator, Leak>500ppm @SW edge of API Separator, Leak>500ppm@sump located North API separator, leak on atmospheric PRD on gas	OPEN/PENDING

Facility Name	Facility ID	Notice Type	Notice #	Issue Date ^{iv}	Violation Date ^v	Rule Number	Description	Enforcement Action Case Status
PHILLIPS 66 COMPANY/LOS ANGELES REFINERY	171109	NOV	P64418	10/31/2017	3/31/2015	2011APP ENDIX A, chapter 3, A5	1. NOx process unit C978 fuel use was not monitored or corrected to standard cubic feet 2. SOx process unit C978 fuel use was not monitored or corrected to standard cubic feet	OPEN/PENDING
PHILLIPS 66 COMPANY/LOS ANGELES REFINERY	171109	NOV	P64418	10/31/2017	3/31/2015	2012APP EN A, chapter 4, A7	1. NOx process unit C978 fuel use was not monitored or corrected to standard cubic feet 2. SOx process unit C978 fuel use was not monitored or corrected to standard cubic feet	OPEN/PENDING
PHILLIPS 66 COMPANY/LOS ANGELES REFINERY	171109	NOV	P67751	3/16/2018	3/8/2018	1173(d)(1)(B)	District inspectors detected leak greater than 50,000 ppm VOC from components in light liquid/gas/vapor service	OPEN/PENDING
PHILLIPS 66 COMPANY/LOS ANGELES REFINERY	171109	NOV	P67752	3/27/2018	3/7/2018	1173(d)(1)(D)(ii)	1) Emissions greater than 500ppm VOC found from wastewater system. 2) District inspectors detected leak greater than 200 ppm from PRD on dissolved gas flotation tank.	OPEN/PENDING
PHILLIPS 66 COMPANY/LOS ANGELES REFINERY	171109	NOV	P67752	3/27/2018	3/7/2018	1176(E)(1)	1) Emissions greater than 500ppm VOC found from wastewater system. 2) District inspectors detected leak greater than 200 ppm from PRD on dissolved gas flotation tank.	OPEN/PENDING

Facility Name	Facility ID	Notice Type	Notice #	Issue Date ^{iv}	Violation Date ^v	Rule Number	Description	Enforcement Action Case Status
PHILLIPS 66 COMPANY/LOS ANGELES REFINERY	171109	NOV	P64421	5/15/2018	6/15/2017	2011(c)(3)(C)	1.major source D294 SOx and NOx daily transmissions to the District Central Station were not sent within applicable deadlines from 6/15/17 to 7/8/17 2.D294 SOx and NOx emissions from 6/15/17 to 7/8/17 were not calculated using missing data procedures due	OPEN/PENDING
PHILLIPS 66 COMPANY/LOS ANGELES REFINERY	171109	NOV	P64421	5/15/2018	6/15/2017	2011(C)(3)(A)	1.major source D294 SOx and NOx daily transmissions to the District Central Station were not sent within applicable deadlines from 6/15/17 to 7/8/17 2.D294 SOx and NOx emissions from 6/15/17 to 7/8/17 were not calculated using missing data procedures due	OPEN/PENDING
PHILLIPS 66 COMPANY/LOS ANGELES REFINERY	171109	NOV	P64421	5/15/2018	6/15/2017	2012(c)(3)(C)	1.major source D294 SOx and NOx daily transmissions to the District Central Station were not sent within applicable deadlines from 6/15/17 to 7/8/17 2.D294 SOx and NOx emissions from 6/15/17 to 7/8/17 were not calculated using missing data procedures due	OPEN/PENDING

Facility Name	Facility ID	Notice Type	Notice #	Issue Date ^{iv}	Violation Date ^v	Rule Number	Description	Enforcement Action Case Status
PHILLIPS 66 COMPANY/LOS ANGELES REFINERY	171109	NOV	P64421	5/15/2018	6/15/2017	2012(C)(3)(A)	1.major source D294 SOx and NOx daily transmissions to the District Central Station were not sent within applicable deadlines from 6/15/17 to 7/8/17 2.D294 SOx and NOx emissions from 6/15/17 to 7/8/17 were not calculated using missing data procedures due	OPEN/PENDING
PHILLIPS 66 COMPANY/LOS ANGELES REFINERY	171109	NOV	P67754	10/5/2018	7/1/2017	3002(C)(1)	RULE 3002 (c)(1) FACILITY TITLE V PERMIT FOR 07/01/2017_12/31/2017	OPEN/PENDING
PHILLIPS 66 COMPANY/LOS ANGELES REFINERY	171109	NOV	P67755	10/5/2018	1/1/2018	3002(C)(1)	RULE 3002 (C)(1) FACILITY TITLE V PERMIT__DEVATION SUMMARY REPORT 01/01/2018_06/30/2018	OPEN/PENDING
PHILLIPS 66 COMPANY/LOS ANGELES REFINERY	171109	NOV	P67809	10/17/2018	7/1/2015	3002(C)(1)	Issued for self-reported 2H 2015 compliance year Title V deviations	OPEN/PENDING
PHILLIPS 66 COMPANY/LOS ANGELES REFINERY	171109	NC	E07610	4/14/2016	1/1/2016	2004	Maintain records clearly identify & justify all corrections to daily electronic emissions reports. All corrections made within reconciliation period must be transmitted electronically.	CLOSED/RESOLVED

Facility Name	Facility ID	Notice Type	Notice #	Issue Date ^{iv}	Violation Date ^v	Rule Number	Description	Enforcement Action Case Status
PHILLIPS 66 COMPANY/LOS ANGELES REFINERY	171109	NC	E07610	4/14/2016	1/1/2016	2011	Maintain records clearly identify & justify all corrections to daily electronic emissions reports. All corrections made within reconciliation period must be transmitted electronically.	CLOSED/RESOLVED
PHILLIPS 66 COMPANY/LOS ANGELES REFINERY	171109	NC	E07610	4/14/2016	1/1/2016	2012	Maintain records clearly identify & justify all corrections to daily electronic emissions reports. All corrections made within reconciliation period must be transmitted electronically.	CLOSED/RESOLVED
PHILLIPS 66 COMPANY/LOS ANGELES REFINERY	171109	NC	E07613	6/29/2016	5/18/2016	3002(C)(1) cond. E202.1	3002(c)(1) Condition E202.1 - Maintain extraction wells and ducts to ensure they are free of vapor leaks	OPEN/PENDING
PICK YOUR PART AUTO WRECKING	78175	NOV	P71533	12/11/2018	3/2/2018	461(c)(3)(Q)	Failing to submit the facility's monthly gasoline throughput data for the previous calendar year on or before March 1, 2018. Certified Mail Tracking #7017 2620 0001 1050 2501	OPEN/PENDING
PLAINS WEST COAST TERMINALS LLC	800417	NOV	P59392	2/4/2016	9/16/2014	2012(d)(2)(B)	Failing to electronically transmit emissions for each Large Source Unit in August of Compliance Year 2014.	CLOSED/RESOLVED
PLAINS WEST COAST TERMINALS LLC	800417	NOV	P60290	11/22/2017	1/1/2017	2012APP EN A, CH 5, C	Failing to conduct periodic RECLAIM tune-up for devices D1 and D2 per the applicable frequency (semiannual) in CY2016.	OPEN/PENDING
PLAINS WEST COAST TERMINALS LLC	800417	NC	E26895	10/4/2016	10/4/2016	42303	See report.	OPEN/PENDING

Appendix 4-232

Facility Name	Facility ID	Notice Type	Notice #	Issue Date ^{iv}	Violation Date ^v	Rule Number	Description	Enforcement Action Case Status
PLAINS WEST COAST TERMINALS LLC	800417	NC	E30140	10/9/2017	9/18/2017	1173(f)(1)(A) and (i)(2)	See Report	OPEN/PENDING
PLAINS WEST COAST TERMINALS LLC	800417	NC	E30140	10/9/2017	9/18/2017	3002(c)(1)	See Report	OPEN/PENDING
PLAINS WEST COAST TERMINALS LLC	800417	NC	E30140	10/9/2017	9/18/2017	463(f)(1)	See Report	OPEN/PENDING
PLAINS WEST COAST TERMINALS LLC	800417	NC	E37239	9/11/2018	9/11/2018	3002(C)(1)	(1) Resubmit TITLE V 500_SAM with correct due date. (2) Resubmit TITLE V 500_ACC with correct due date.	CLOSED/RESOLVED
PLAINS WEST COAST TERMINALS LLC	800420	NOV	P59390	1/21/2016	9/16/2014	2012(d)(2)(B) and (e)(2)(B)	R2012(d) (2) (B) - Failing to electronically transmit emissions for each large source unit in August of compliance year 2014. R2012(e) (2) (B) - Failing to electronically transmit emissions for each process unit in the 3rd quarter of compliance year 2012	CLOSED/RESOLVED
PLAINS WEST COAST TERMINALS LLC	800420	NOV	P62954	12/27/2016	11/5/2015	2004(b)(4); (e)(1); (f)(1)	Failing to: identify deviations from permit req/compliance status, conduct monthly monitoring, calc/report emissions, determine fuel usage, report emissions, and comply w/ permit.	CLOSED/RESOLVED
PLAINS WEST COAST TERMINALS LLC	800420	NOV	P62954	12/27/2016	11/5/2015	2004(F)(1)	Failing to: identify deviations from permit req/compliance status, conduct monthly monitoring, calc/report emissions, determine fuel usage, report emissions, and comply w/ permit.	CLOSED/RESOLVED

Facility Name	Facility ID	Notice Type	Notice #	Issue Date ^{iv}	Violation Date ^v	Rule Number	Description	Enforcement Action Case Status
PLAINS WEST COAST TERMINALS LLC	800420	NOV	P62954	12/27/2016	11/5/2015	2012(d)(2)(B)	Failing to: identify deviations from permit req/compliance status, conduct monthly monitoring, calc/report emissions, determine fuel usage, report emissions, and comply w/ permit.	CLOSED/RESOLVED
PLAINS WEST COAST TERMINALS LLC	800420	NOV	P62954	12/27/2016	11/5/2015	2012(D)(2)(A)	Failing to: identify deviations from permit req/compliance status, conduct monthly monitoring, calc/report emissions, determine fuel usage, report emissions, and comply w/ permit.	CLOSED/RESOLVED
PLAINS WEST COAST TERMINALS LLC	800420	NOV	P62954	12/27/2016	11/5/2015	3002(c)	Failing to: identify deviations from permit req/compliance status, conduct monthly monitoring, calc/report emissions, determine fuel usage, report emissions, and comply w/ permit.	CLOSED/RESOLVED
PLAINS WEST COAST TERMINALS LLC	800420	NOV	P60287	10/10/2017	7/1/2016	2004(I)(1)(B)	Failure to comply with Title V permit conditions: Section K #22A for a late 500_N submission and #24(a)_(E) for failing to report all deviations as required on the Annual Compliance Certification (500_N).	OPEN/PENDING
PLAINS WEST COAST TERMINALS LLC	800420	NOV	P60287	10/10/2017	7/1/2016	3002(C)(1)	Failure to comply with Title V permit conditions: Section K #22A for a late 500_N submission and #24(a)_(E) for failing to report all deviations as required on the Annual Compliance Certification (500_N).	OPEN/PENDING

Facility Name	Facility ID	Notice Type	Notice #	Issue Date ^{iv}	Violation Date ^v	Rule Number	Description	Enforcement Action Case Status
PLAINS WEST COAST TERMINALS LLC	800420	NOV	P66509	9/26/2018	10/7/2017	1149(c)(7)	failed to submit notification to district a minimum of 2 hours up to 2 days prior to when the roof is scheduled to land on its legs as a result of emptying organic liquid from the tank	OPEN/PENDING
PLAINS WEST COAST TERMINALS LLC	800420	NOV	P66509	9/26/2018	10/7/2017	3002(c)(1)	failed to submit notification to district a minimum of 2 hours up to 2 days prior to when the roof is scheduled to land on its legs as a result of emptying organic liquid from the tank	OPEN/PENDING
PLAINS WEST COAST TERMINALS LLC	800420	NC	E26897	10/4/2016	10/4/2016	42303	See report	OPEN/PENDING
PLAINS WEST COAST TERMINALS LLC	800420	NC	E37951	11/14/2016	9/8/2016	42303	Provide gas bills for compliance year 2015 (7/1/15 - 6/30/16)	OPEN/PENDING
PLAINS WEST COAST TERMINALS LLC	800420	NC	E30143	10/10/2017	9/18/2017	1173(i)(2)	Perform Operator inspection as required (audio visual every 8 hour operating period), and document/record as required	OPEN/PENDING
PLAINS WEST COAST TERMINALS LLC	800420	NC	E30143	10/10/2017	9/18/2017	1173(F)(1)(a)	Perform Operator inspection as required (audio visual every 8 hour operating period), and document/record as required	OPEN/PENDING

Facility Name	Facility ID	Notice Type	Notice #	Issue Date ^{iv}	Violation Date ^v	Rule Number	Description	Enforcement Action Case Status
PLAINS WEST COAST TERMINALS LLC	800420	NC	E30144	11/22/2017	9/18/2017	2012APP EN A Ch. 5- C	use missing data for process units per rule (1 MDP period is equal to 1 quarter); document weekly/monthly usage for devices D114 & D114 (C1.10) appropriately (Date, beg/end readings, elapsed time used, and reason for operation)	OPEN/PENDING
PLAINS WEST COAST TERMINALS LLC	800420	NC	E37238	9/11/2018	9/11/2018	3002(C)(1)	(1) Resubmit TITLE V 500_SAM with correct due date. (2) Resubmit TITLE V 500_ACC with correct due date.	CLOSED/RESOLVED
PLANNED PARENTHOOD, LOS ANGELES	164175	NC	E37727	10/13/2016	10/13/2016	203	MAINTAIN COMPLETE ENGINE OPERATION LOG THAT INCLUDES REASON FOR OPERATION AND PAY BACKFEES	CLOSED/RESOLVED
PMM, INC.	127546	NOV	P70768	11/29/2017	3/2/2017	461(c)(3)(Q)	Failing to submit the facility's monthly gasoline throughput data for the previous calendar year on or before March 1, 2017. Certified Mail Tracking #7017 1450 0002 1529 8244	CLOSED/RESOLVED
PMM, INC.	127546	NOV	P72013	12/11/2018	3/2/2018	461(c)(3)(Q)	Failing to submit the facility's monthly gasoline throughput data for the previous calendar year on or before March 1, 2018. Certified Mail Tracking #7017 3380 0000 7803 9202	OPEN/PENDING
PMM, INC.	127546	NC	E38691	7/18/2017	7/18/2017	41960.2(e)	Vacuum Pump motor is running/active inside Dispenser 1/2 when not authorized. Contact technician to diagnose and repair	CLOSED/RESOLVED

Facility Name	Facility ID	Notice Type	Notice #	Issue Date ^{iv}	Violation Date ^v	Rule Number	Description	Enforcement Action Case Status
PMM, INC.	127546	NC	E46336	11/28/2018	11/28/2018	203(B)	Maintain ISD alarm log with all instances of alarms, associated repairs, and alarm clears. Ensure 91 tank lid can be opened properly. Provide access to Healy tank. Replace torn boot on nozzle #11. Repair/replace nozzle #3 that has loose spout. Maintain	CLOSED/RESOLVED
PMM, INC.	127546	NC	E46336	11/28/2018	11/28/2018	461(c)(1)(A)(v), (c)(2)(B), (d)(1)(A), (e)(6)(B), (e)(6)(D)	Maintain ISD alarm log with all instances of alarms, associated repairs, and alarm clears. Ensure 91 tank lid can be opened properly. Provide access to Healy tank. Replace torn boot on nozzle #11. Repair/replace nozzle #3 that has loose spout. Maintain	CLOSED/RESOLVED
PORSCHE CARS NORTH AMERICA, INC.	182079	NOV	P71175	12/1/2017	3/2/2017	461(c)(3)(Q)	Failing to submit the facility's monthly gasoline throughput data for the previous calendar year on or before March 1, 2017. Certified Mail Tracking #70171450000217317288	CLOSED/RESOLVED
PORT OF LONG BEACH	172477	NOV	P71772	12/11/2018	3/2/2018	461(c)(3)(Q)	Failing to submit the facility's monthly gasoline throughput data for the previous calendar year on or before March 1, 2018. Certified Mail Tracking #7017 3380 0000 7803 4931	OPEN/PENDING
PORT OF LONG BEACH	172477	NC	E40752	9/28/2017	9/28/2017	203	203: Apply for model number correction on permit number G27746	OPEN/PENDING
PORT OF LONG BEACH	172477	NC	E40732	10/17/2017	10/17/2017	PERP 2460 (b)	Failure to contact the home district within 45 days of receiving registration renewals	CLOSED/RESOLVED

Appendix 4-237

Facility Name	Facility ID	Notice Type	Notice #	Issue Date ^{iv}	Violation Date ^v	Rule Number	Description	Enforcement Action Case Status
PRAXAIR INC	7416	NOV	P68252	4/12/2018	10/30/2017	2004(e) & (b)(4)	Submitting inaccurate QCER and APEP	OPEN/PENDING
PRAXAIR INC	7416	NC	E31526	8/9/2017	2/1/2016	2004(e); (b)(4)	Ensure emissions are reported accurately on QCERs. Ensure emissions are reported accurately on APEP. Ensure Rule 219 emissions are reported in the QCERs even if it is zero.	OPEN/PENDING
PRAXAIR INC	7416	NC	E31526	8/9/2017	2/1/2016	2012(g)(7)	Ensure emissions are reported accurately on QCERs. Ensure emissions are reported accurately on APEP. Ensure Rule 219 emissions are reported in the QCERs even if it is zero.	OPEN/PENDING
PRAXAIR, INC.	20681	NC	E42760	4/18/2018	4/18/2018	42303	Provide total monthly quantity of carbon dioxide produced at the facility for Plants A & B for years 2016, 2017, and 2018. Provide process gas analyses for outlets at plants A & B scrubbers for years 2016, 2017, through 2018.	CLOSED/RESOLVED
PRIME WHEEL	105903	NOV	P57886	4/20/2018	1/1/2016	2004(F)(1)	1. Failure to comply all rules and permit conditions of the FPO. 2. Failure to hold adequate RTCs at the commencement of CY 2016 & C2017 in an amount of require offsets as listed in the permit conditions. 3. Failure to comply with Title V FPO conditions	CLOSED/RESOLVED

Facility Name	Facility ID	Notice Type	Notice #	Issue Date ^{iv}	Violation Date ^v	Rule Number	Description	Enforcement Action Case Status
PRIME WHEEL	105903	NOV	P57886	4/20/2018	1/1/2016	2005(f)(1)	1. Failure to comply all rules and permit conditions of the FPO. 2. Failure to hold adequate RTCs at the commencement of CY 2016 & C2017 in an amount of require offsets as listed in the permit conditions. 3. Failure to comply with Title V FPO conditions	CLOSED/RESOLVED
PRIME WHEEL	105903	NOV	P57886	4/20/2018	1/1/2016	3002(C)(1)	1. Failure to comply all rules and permit conditions of the FPO. 2. Failure to hold adequate RTCs at the commencement of CY 2016 & C2017 in an amount of require offsets as listed in the permit conditions. 3. Failure to comply with Title V FPO conditions	CLOSED/RESOLVED
PRIME WHEEL	105903	NC	E31512	6/15/2016	4/16/2016	2004(f)(1)	Convert Large, Process, and R219 equipment fuel in standard million cubic feet by not using correct P/T readings properly. Comply with Facility Permit to Operate Condition # C1.4 for D21, exceeded by 42000 cubic feet. Did not calculate MDP for D17	CLOSED/RESOLVED

Facility Name	Facility ID	Notice Type	Notice #	Issue Date ^{iv}	Violation Date ^v	Rule Number	Description	Enforcement Action Case Status
PRIME WHEEL	105903	NC	E31512	6/15/2016	4/16/2016	2012App x. A, Ch. 3, (A)(8); and Ch. 4 (a)(7)(a), Ch. 3 (H)(4)(e)	Convert Large, Process, and R219 equipment fuel in standard million cubic feet by not using correct P/T readings properly. Comply with Facility Permit to Operate Condition # C1.4 for D21, exceeded by 42000 cubic feet. Did not calculate MDP for D17	CLOSED/RESOLVED
PRIME WHEEL	105903	NC	E31512	6/15/2016	4/16/2016	3002(C)(1)	Convert Large, Process, and R219 equipment fuel in standard million cubic feet by not using correct P/T readings properly. Comply with Facility Permit to Operate Condition # C1.4 for D21, exceeded by 42000 cubic feet. Did not calculate MDP for D17	CLOSED/RESOLVED
PRIME WHEEL	105903	NC	E31522	5/11/2017	4/1/2016	2004(F)(1)	Comply with Permit Condition C1.4 by installing the implant meter for D24 or apply for modification of Permit Condition C1.4 to get a combined natural gas fuel usage limit per month.	CLOSED/RESOLVED
PRIME WHEEL	105903	NC	E31537	5/10/2018	4/1/2017	2004(e)	Make sure when submitting QCERs that they are accurate. 1st, 2nd, and 3rd Qtrs. of QCERs were inaccurate for CY 2017.	CLOSED/RESOLVED
PROPEL INC.	166919	NC	E38029	1/6/2017	1/6/2017	461(e)(6)(D), (c)(3)(G)	Provide monthly E-85 throughput for 2016; Place rule 461 attachment A sticker on dispenser	CLOSED/RESOLVED

Facility Name	Facility ID	Notice Type	Notice #	Issue Date ^{iv}	Violation Date ^v	Rule Number	Description	Enforcement Action Case Status
PURITAN BAKERY INC	41223	NOV	P71459	12/11/2018	3/2/2018	461(c)(3)(Q)	Failing to submit the facility's monthly gasoline throughput data for the previous calendar year on or before March 1, 2018. Certified Mail Tracking #7017 2620 0001 1050 1771	OPEN/PENDING
QUEEN BEACH PRINTERS	125268	NC	E35863	4/21/2016	4/21/2016	42303	PROVIDE VOC RECORDS AND SDS.	CLOSED/RESOLVED
RAINBOW TRANSPORT TANK CLEANERS,C.ALBIN	25965	NC	E35709	8/1/2016	7/28/2016	203(B)	INSTALLATION OF VAPOR COLLECTING PIPING AND VENTING OF HEADSPACE TO AN AIR POLLUTION CONTROL SYSTEM AS REPAIRED BY CONDITION #14 OF PERMIT TO OPERATE G31942;	CLOSED/RESOLVED
RALPHS GROCERY CO	20604	NOV	P65375	11/9/2017	12/31/2016	203(A)	Operating diesel fueled IC Engines that are >50 hp without a valid AQMD permit to operate.	CLOSED/RESOLVED
RALPHS GROCERY CO	20604	NC	E39618	8/9/2017	6/16/2017	1470(d)(7)	Maintain records of all hours of operation and reason for operation for all permitted IC engines.	CLOSED/RESOLVED
RALPHS GROCERY CO	20604	NC	E31545	11/30/2018	7/1/2018	2012(j)(2)	Make sure source tests are done on or before the due dates for Large Source boilers, D23 & D24, every three year period. The source tests for boilers were late.	CLOSED/RESOLVED
RAMSEY'S BODY SHOP, JOSE ALVARADO	119092	NC	E35110	3/10/2016	3/10/2016	203	REPAIR OR REPLACE MONOMETER	CLOSED/RESOLVED
RDS WIRE & CABLE, INC.	141813	NC	E36315	7/8/2016	7/8/2016	1171	1171: Use complaint solvents for cleaning; 42303: Provide VOC usage records	CLOSED/RESOLVED

Facility Name	Facility ID	Notice Type	Notice #	Issue Date ^{iv}	Violation Date ^v	Rule Number	Description	Enforcement Action Case Status
RDS WIRE & CABLE, INC.	141813	NC	E36315	7/8/2016	7/8/2016	42303	1171: Use complaint solvents for cleaning; 42303: Provide VOC usage records	CLOSED/RESOLVED
RESEARCH TOOL & DIE WORKS	98463	NC	E36319	7/27/2016	7/27/2016	202	202b - Submit source test protocol for oven associated with a/n 568869; conduct source test once protocol is approved.	CLOSED/RESOLVED
RJ'S DEMOLITION AND DISPOSAL	173437	NC	E34665	3/11/2016	9/9/2015	201	OBTAIN PERMIT TO CONSTRUCT/OPERATE FOR TROMMEL SCREEN (MCCLOSKEY 2005 MCI 621 RE, S/N 12506, RATED 200 TONS/HR, PERP 154685). OBTAIN PERMIT TO CONSTRUCT/OPERATE FOR TUB GRINDER (WHO PE13-63XSHDWF, S/N 1158, RATED 200 TONS/HOUR, PERP 157523)	CLOSED/RESOLVED
RJ'S DEMOLITION AND DISPOSAL	173437	NC	E30738	5/13/2016	5/13/2016	42303	PROVIDE THE FOLLOWING RECORDKEEPING: PERMIT OF TONNAYE ALLOWED AQMD REGISTRATION AND ANNUAL (UPDATES RULE 1133.1) DURING DAY/WET WEATHER LOG. SHOW PROOF THAT STOCK PILES ARE 8 FT. OR LESS.	OPEN/PENDING
RJ'S DEMOLITION AND DISPOSAL	173437	NC	E40015	8/15/2017	8/11/2017	1133	Submit annual update/registration form. Have hardcopy of permits available	CLOSED/RESOLVED
RJ'S DEMOLITION AND DISPOSAL	173437	NC	E40015	8/15/2017	8/11/2017	206	Submit annual update/registration form. Have hardcopy of permits available	CLOSED/RESOLVED

Facility Name	Facility ID	Notice Type	Notice #	Issue Date ^{iv}	Violation Date ^v	Rule Number	Description	Enforcement Action Case Status
ROBERTSON'S READY MIX	170047	NC	E43207	3/23/2018	3/23/2018	42303	Provide through put records. Provide quarry information for cement and fly ash.	CLOSED/RESOLVED
ROCKET OIL #3	107219	NC	E38679	6/7/2017	6/7/2017	203	Please keep copy of current Permit # N24005 onsite; Please keep copies of updated VST Weekly Insertion Interlock records; Please provide missing copy of July 2016 Periodic Compliance Inspection record	CLOSED/RESOLVED
ROCKET OIL #3	107219	NC	E38679	6/7/2017	6/7/2017	461(c)(2)(B), (d)(1)(B), (c)(3)(i)(ii), (e)(6)(C)	Please keep copy of current Permit # N24005 onsite; Please keep copies of updated VST Weekly Insertion Interlock records; Please provide missing copy of July 2016 Periodic Compliance Inspection record	CLOSED/RESOLVED
ROYAL CARE SKILLED NURSING	155860	NC	E37722	9/14/2016	9/14/2016	203	DON'T OPERATE ICE BETWEEN 730 HOURS AND 1530 HOURS ON SCHOOL DAYS AND INCLUDE TIME OF DAY THAT ICE IS OPEATED IN ENGINE OPERATION RECORDS	CLOSED/RESOLVED
ROYCE CHEVRON, ROYCE OIL INC, DBA	144633	NOV	P64320	4/14/2016	4/14/2016	41954	OPERATING A GASOLINE DISPENSING FACILITY: CONTRARY TO CARB CERTIFICATION - ALL NOZZLES NOT MAPPED TO ISD - DIESEL TANK MAPPED AS GASOLINE IN ISD; WITH MAJOR DEFECT - NOZZLE #5 INTERLOCK MECHANISM FAULTY - FAILS CHECK B.	CLOSED/RESOLVED

Facility Name	Facility ID	Notice Type	Notice #	Issue Date ^{iv}	Violation Date ^v	Rule Number	Description	Enforcement Action Case Status
ROYCE CHEVRON, ROYCE OIL INC, DBA	144633	NOV	P64320	4/14/2016	4/14/2016	41960.2	OPERATING A GASOLINE DISPENSING FACILITY: CONTRARY TO CARB CERTIFICATION - ALL NOZZLES NOT MAPPED TO ISD - DIESEL TANK MAPPED AS GASOLINE IN ISD; WITH MAJOR DEFECT - NOZZLE #5 INTERLOCK MECHANISM FAULTY - FAILS CHECK B.	CLOSED/RESOLVED
ROYCE CHEVRON, ROYCE OIL INC, DBA	144633	NOV	P64320	4/14/2016	4/14/2016	461(C)	OPERATING A GASOLINE DISPENSING FACILITY: CONTRARY TO CARB CERTIFICATION - ALL NOZZLES NOT MAPPED TO ISD - DIESEL TANK MAPPED AS GASOLINE IN ISD; WITH MAJOR DEFECT - NOZZLE #5 INTERLOCK MECHANISM FAULTY - FAILS CHECK B.	CLOSED/RESOLVED
ROYCE CHEVRON, ROYCE OIL INC, DBA	144633	NOV	P64320	4/14/2016	4/14/2016	461(C)(2) (B)	OPERATING A GASOLINE DISPENSING FACILITY: CONTRARY TO CARB CERTIFICATION - ALL NOZZLES NOT MAPPED TO ISD - DIESEL TANK MAPPED AS GASOLINE IN ISD; WITH MAJOR DEFECT - NOZZLE #5 INTERLOCK MECHANISM FAULTY - FAILS CHECK B.	CLOSED/RESOLVED
ROYCE CHEVRON, ROYCE OIL INC, DBA	144633	NOV	P72179	12/11/2018	3/2/2018	461(c)(3) (Q)	Failing to submit the facility's monthly gasoline throughput data for the previous calendar year on or before March 1, 2018. Certified Mail Tracking #7018 0040 0000 1660 5226	OPEN/PENDING

Facility Name	Facility ID	Notice Type	Notice #	Issue Date ^{iv}	Violation Date ^v	Rule Number	Description	Enforcement Action Case Status
ROYCE CHEVRON, ROYCE OIL INC, DBA	144633	NC	E32410	4/14/2016	4/14/2016	461	PROVIDE 2015 & 2016 MONTHLY GASOLINE THROUGHPUT. REPLACE 87 DROP TUBE SO IT MEASURES LESS THAN 6" FROM TANK BOTTOM.	CLOSED/RESOLVED
ROYCE CHEVRON, ROYCE OIL INC, DBA	144633	NC	E32410	4/14/2016	4/14/2016	461(C)(1)(A)	PROVIDE 2015 & 2016 MONTHLY GASOLINE THROUGHPUT. REPLACE 87 DROP TUBE SO IT MEASURES LESS THAN 6" FROM TANK BOTTOM.	CLOSED/RESOLVED
ROYCE OIL	171203	NOV	P64323	5/11/2016	5/31/2012	203(B)	FAILURE TO ADHERE TO CONDITION #15 OF AQMD P/O N26847 - EXCEEDED E-85 MONTHLY THROUGHPUT LIMIT - EXCEEDED E-85 ANNUAL THROUGHPUT LIMIT IN 2015, 2014, 2013, 2012.	CLOSED/RESOLVED
ROYCE OIL	171203	NC	E32411	4/14/2016	4/14/2016	461	PROVIDE 2015 & 2016 MONTHLY GASOLINE THROUGHPUT.	CLOSED/RESOLVED
ROYCE OIL	171203	NC	E38047	3/7/2017	3/7/2017	461(e)(6)(D)	Provide Monthly gasoline E-85 throughput for 2016 and 2017	CLOSED/RESOLVED
S & M SERVICE STATION, INC	144027	NOV	P68402	9/21/2018	7/15/2016	41960.2a	Failure to maintain gasoline dispensing system in good working order in accordance with the manufacturer's specification of the certified system; Operating a gasoline dispensing system contrary to CARB Executive Order, including the IOM - ISD Software	OPEN/PENDING

Facility Name	Facility ID	Notice Type	Notice #	Issue Date ^{iv}	Violation Date ^v	Rule Number	Description	Enforcement Action Case Status
S & M SERVICE STATION, INC	144027	NOV	P68402	9/21/2018	7/15/2016	461(C)(2) (B)	Failure to maintain gasoline dispensing system in good working order in accordance with the manufacturer's specification of the certified system; Operating a gasoline dispensing system contrary to CARB Executive Order, including the IOM - ISD Software	OPEN/PENDING
S & M SERVICE STATION, INC	144027	NOV	P68402	9/21/2018	7/15/2016	461(E) (1)	Failure to maintain gasoline dispensing system in good working order in accordance with the manufacturer's specification of the certified system; Operating a gasoline dispensing system contrary to CARB Executive Order, including the IOM - ISD Software	OPEN/PENDING
S & M SERVICE STATION, INC	144027	NOV	P68402	9/21/2018	7/15/2016	461(E)(2) (C)	Failure to maintain gasoline dispensing system in good working order in accordance with the manufacturer's specification of the certified system; Operating a gasoline dispensing system contrary to CARB Executive Order, including the IOM - ISD Software	OPEN/PENDING

Facility Name	Facility ID	Notice Type	Notice #	Issue Date ^{iv}	Violation Date ^v	Rule Number	Description	Enforcement Action Case Status
S & M SERVICE STATION, INC	144027	NC	E37651	10/7/2016	10/7/2016	41960.2	REPLACE DEFECTIVE PRODUCT CAP ON MIDDLE TANK. REPLACE TORN HEALY VAPOR GUARDS (BOOTS) ON PUMPS # 2 & 6. PROVIDE 2016 VAPOR RECOVERY TESTING RECORDS, DAILY & WEEKLY INSPECTION RECORDS AND 2016 PERIODIC COMPLIANCE INSPECTION REPORT.	CLOSED/RESOLVED
S & M SERVICE STATION, INC	144027	NC	E37651	10/7/2016	10/7/2016	42303	REPLACE DEFECTIVE PRODUCT CAP ON MIDDLE TANK. REPLACE TORN HEALY VAPOR GUARDS (BOOTS) ON PUMPS # 2 & 6. PROVIDE 2016 VAPOR RECOVERY TESTING RECORDS, DAILY & WEEKLY INSPECTION RECORDS AND 2016 PERIODIC COMPLIANCE INSPECTION REPORT.	CLOSED/RESOLVED
S & M SERVICE STATION, INC	144027	NC	E37651	10/7/2016	10/7/2016	461(C)(1)(A)	REPLACE DEFECTIVE PRODUCT CAP ON MIDDLE TANK. REPLACE TORN HEALY VAPOR GUARDS (BOOTS) ON PUMPS # 2 & 6. PROVIDE 2016 VAPOR RECOVERY TESTING RECORDS, DAILY & WEEKLY INSPECTION RECORDS AND 2016 PERIODIC COMPLIANCE INSPECTION REPORT.	CLOSED/RESOLVED

Facility Name	Facility ID	Notice Type	Notice #	Issue Date ^{iv}	Violation Date ^v	Rule Number	Description	Enforcement Action Case Status
SA RECYCLING	173824	NC	E43564	6/5/2018	6/5/2018	401(b)(1)	Do not discharge into atmosphere from any source of metal cutting operation for a period or periods aggregating more than three minutes in any hour.	CLOSED/RESOLVED
SAINT MARY'S MEDICAL CENTER	10267	NC	E36572	7/14/2016	7/14/2016	203	MAINTAIN ENGINE OPERATION LOG FOR CO-GEN, POST PERMIT WITHIN 8 METERS OF EQUIPMENT, AND MAINTAIN ENGINE OPERATION LOGS FOR ICES	CLOSED/RESOLVED
SAINT MARY'S MEDICAL CENTER	10267	NC	E36572	7/14/2016	7/14/2016	206	MAINTAIN ENGINE OPERATION LOG FOR CO-GEN, POST PERMIT WITHIN 8 METERS OF EQUIPMENT, AND MAINTAIN ENGINE OPERATION LOGS FOR ICES	CLOSED/RESOLVED
SAM'S BODY REPAIR & PAINT	171368	NC	E34805	2/24/2016	2/24/2016	42303	PROVIDE VOC RECORDS FOR PAST 2 YEARS	CLOSED/RESOLVED
SAN PEDRO CHEVRON	152177	NOV	P72271	12/11/2018	3/2/2018	461(c)(3)(Q)	Failing to submit the facility's monthly gasoline throughput data for the previous calendar year on or before March 1, 2018. Certified Mail Tracking #7018 0680 0001 2738 1783	OPEN/PENDING
SAN PEDRO CHEVRON	152177	NC	E32439	8/30/2016	8/30/2016	41960.2	REPLACE HOSES #1, 2 & 6 AND WHIP HOSES # 2, 4 & 7. - WIRE BRAID EXPOSED.	CLOSED/RESOLVED
SANTA MONICA SEAFOOD COMPANY, INC.	131500	NC	E27931	1/19/2016	1/19/2016	1415.1	REGISTER ALL REFRIGERATION SYSTEMS WITH A CAPACITY OF 50LBS. OR GREATER WITH CALIFORNIA AIR RESOURCES BOARD	CLOSED/RESOLVED

Facility Name	Facility ID	Notice Type	Notice #	Issue Date ^{iv}	Violation Date ^v	Rule Number	Description	Enforcement Action Case Status
SHELL	166764	NOV	P64328	8/11/2016	8/24/2014	203(B)	FAILURE TO ADHERE TO CONDITION #16 OF AQMD PERMIT TO OPERATE N26179 - RE-ENABLING DISPENSERS AND CLEARING ALARMS WITHOUT REPAIR OR ISOLATION. FAILURE TO MAINTAIN ADEQUATE ISD ALARM LOG. OPERATING A GASOLINE DISPENSING FACILITY WITH A "MAJOR DEFECT"-	CLOSED/RESOLVED
SHELL	166764	NOV	P64328	8/11/2016	8/24/2014	461	FAILURE TO ADHERE TO CONDITION #16 OF AQMD PERMIT TO OPERATE N26179 - RE-ENABLING DISPENSERS AND CLEARING ALARMS WITHOUT REPAIR OR ISOLATION. FAILURE TO MAINTAIN ADEQUATE ISD ALARM LOG. OPERATING A GASOLINE DISPENSING FACILITY WITH A "MAJOR DEFECT"-	CLOSED/RESOLVED
SHELL	166764	NOV	P64328	8/11/2016	8/24/2014	461(C)	FAILURE TO ADHERE TO CONDITION #16 OF AQMD PERMIT TO OPERATE N26179 - RE-ENABLING DISPENSERS AND CLEARING ALARMS WITHOUT REPAIR OR ISOLATION. FAILURE TO MAINTAIN ADEQUATE ISD ALARM LOG. OPERATING A GASOLINE DISPENSING FACILITY WITH A "MAJOR DEFECT"-	CLOSED/RESOLVED

Facility Name	Facility ID	Notice Type	Notice #	Issue Date ^{iv}	Violation Date ^v	Rule Number	Description	Enforcement Action Case Status
SHELL	166764	NOV	P65738	11/2/2017	9/26/2016	203(b)	Failure to adhere to condition #16 of P/O N26179 (Re_enabling dispensers and clearing alarms without evidence of repair or isolation); Failure to provide monthly gasoline throughput for 2017; Failure to place Rule 461 Attachment A stickers on fueling	OPEN/PENDING
SHELL	166764	NOV	P65738	11/2/2017	9/26/2016	461(e)(6) (D), (c)(3)(G)	Failure to adhere to condition #16 of P/O N26179 (Re_enabling dispensers and clearing alarms without evidence of repair or isolation); Failure to provide monthly gasoline throughput for 2017; Failure to place Rule 461 Attachment A stickers on fueling	OPEN/PENDING
SHELL	166764	NOV	P72480	12/11/2018	3/2/2018	461(c)(3) (Q)	Failing to submit the facility's monthly gasoline throughput data for the previous calendar year on or before March 1, 2018. Certified Mail Tracking #7018 0040 0000 1660 5912	OPEN/PENDING
SHELL	166764	NC	E40655	10/18/2017	10/18/2017	41960.2(e)	replace hoses #5 and #6 and whip hoses #7 and #8 (wire braid exposed); place rule 461 attachment a stickers on fueling points 1 through 4; provide periodic for 2017; provide ISD alarm log and maintenance log for Sept 2016 to Oct 2017; provide monthly	CLOSED/RESOLVED

Facility Name	Facility ID	Notice Type	Notice #	Issue Date ^{iv}	Violation Date ^v	Rule Number	Description	Enforcement Action Case Status
SHELL	166764	NC	E40655	10/18/2017	10/18/2017	461(c)(3)(G), (d)(1)(B), (e)(6)(B), (e)(6)(D)	replace hoses #5 and #6 and whip hoses #7 and #8 (wire braid exposed); place rule 461 attachment a stickers on fueling points 1 through 4; provide periodic for 2017; provide ISD alarm log and maintenance log for Sept 2016 to Oct 2017; provide monthly	CLOSED/RESOLVED
SO CAL AUTO IMAGE	185256	NC	E39857	7/25/2017	7/25/2017	109	Have permit to operate paint spray booth. Apply for change of operator. Keep/Maintain daily paint usage/VOC records.	CLOSED/RESOLVED
SO CAL AUTO IMAGE	185256	NC	E39857	7/25/2017	7/25/2017	203(A)	Have permit to operate paint spray booth. Apply for change of operator. Keep/Maintain daily paint usage/VOC records.	CLOSED/RESOLVED
SOLVAY USA, INC	177042	NC	E36575	8/5/2016	8/5/2016	42303	PROVIDE THROUGHOUT RECORDS FOR STORAGE TANKS, REACTORS, AND BLENDING EQUIPMENT.	CLOSED/RESOLVED
SONY CORP _ NDC	87976	NC	E40419	5/25/2017	5/25/2017	203(B)	maintain complete engine operation records for ice	CLOSED/RESOLVED
SONY CORP _ NDC	87976	NC	E40409	7/6/2017	7/6/2017	42303	provide complete engine operation records for permit no. f94155, provide current engine operation hours, provide specifications for air conditioning units	CLOSED/RESOLVED
SOURCE CORP BPS SOUTHERN CALIFORNIA	144730	NC	E36314	7/5/2016	7/5/2016	203(B)	203b: Maintain proper operating records for generator	CLOSED/RESOLVED
SOUTH PARK MANOR	185425	NC	E40240	8/15/2017	8/15/2017	203	Rule 203: Submit application for permit to operate	CLOSED/RESOLVED

Appendix 4-251

Facility Name	Facility ID	Notice Type	Notice #	Issue Date ^{iv}	Violation Date ^v	Rule Number	Description	Enforcement Action Case Status
SPEEDIES DRY CLEANERS	167786	NOV	P64205	3/22/2016	2/23/2016	1102	DRY CLEANING MACHINE OBSERVED OPERATING WITH EXPIRED PERMIT TO OPERATE, NO DAILY RECORDS KEPT.	CLOSED/RESOLVED
SPEEDIES DRY CLEANERS	167786	NOV	P64205	3/22/2016	2/23/2016	203	DRY CLEANING MACHINE OBSERVED OPERATING WITH EXPIRED PERMIT TO OPERATE, NO DAILY RECORDS KEPT.	CLOSED/RESOLVED
SPEEDIES DRY CLEANERS	167786	NC	E35105	2/23/2016	2/23/2016	42303	PROVIDE SOLVENT PURCHASE RECORDS, POUNDAGE, LEAK INSPECTIONS, ANNUAL MILEAGE, HAZARDOUS WASTE MAINFESTS, SERVICE LOG, AND NAURAL GAS BILLS.	CLOSED/RESOLVED
STRATZEN INC.	178771	NC	E28737	8/15/2017	8/15/2017	203	Submit permit application to file for Change of Operator to Stratzen, Inc., and pay associated fees for administrative change; Maintain ISD alarm and repair log relating to issues with ISD Alarm occurrences.	CLOSED/RESOLVED
STRATZEN INC.	178771	NC	E28737	8/15/2017	8/15/2017	461(e)(6)(B)	Submit permit application to file for Change of Operator to Stratzen, Inc., and pay associated fees for administrative change; Maintain ISD alarm and repair log relating to issues with ISD Alarm occurrences.	CLOSED/RESOLVED
STRICKLIN-SNIVELY MORTUARY	39566	NC	E35425	4/5/2016	4/5/2016	42303	PROVIDE SOURCE TESTS FOR BURNERS TO DEMONSTRATE COMPLIANCE WITH RULE 1147 NOX EMISSIONS LIMIT.	CLOSED/RESOLVED

Facility Name	Facility ID	Notice Type	Notice #	Issue Date ^{iv}	Violation Date ^v	Rule Number	Description	Enforcement Action Case Status
STRICKLIN-SNIVELY MORTUARY	39566	NC	E35866	5/24/2016	5/24/2016	42303	provide source test for crematory no. 3	CLOSED/RESOLVED
SUPERIOR ELECTRICAL ADVERTISING	43478	NC	E36574	8/4/2016	8/4/2016	109	maintain VOC records, conduct source test, modify permit	CLOSED/RESOLVED
SUPERIOR ELECTRICAL ADVERTISING	43478	NC	E36574	8/4/2016	8/4/2016	203	maintain VOC records, conduct source test, modify permit	CLOSED/RESOLVED
SUPERIOR GROCERS	161326	NC	E37735	9/15/2016	9/15/2016	203	maintain and provide complete engine operation logs and post permit to operate within 8 meters of equipment	CLOSED/RESOLVED
SUPERIOR GROCERS	161326	NC	E37735	9/15/2016	9/15/2016	206	maintain and provide complete engine operation logs and post permit to operate within 8 meters of equipment	CLOSED/RESOLVED
SYUFY ENTER.	7699	NC	E41772	5/30/2018	5/30/2018	1150.1(f)(3)	Submit annual 1150.1report to SCAQMD	CLOSED/RESOLVED
TELL STEEL, INC	20882	NC	E36440	5/4/2016	5/4/2016	203	PROVIDE AND MAINTAIN THROUGHPUT RECORDS TO DEMONSTRATE COMPLIANCE WITH PERMIT CONDITIONS	CLOSED/RESOLVED
TESORO LOGISTICS LONG BEACH TERMINAL	172878	NC	E07164	8/30/2017	8/30/2017	1142(g)	Provide operation records for January 1, 2017 to August 30, 2017 as required by R1142(g)	CLOSED/RESOLVED
TESORO LOGISTICS LONG BEACH TERMINAL	172878	NC	E07164	8/30/2017	8/30/2017	42303	Provide operation records for January 1, 2017 to August 30, 2017 as required by R1142(g)	CLOSED/RESOLVED

Facility Name	Facility ID	Notice Type	Notice #	Issue Date ^{iv}	Violation Date ^v	Rule Number	Description	Enforcement Action Case Status
TESORO LOGISTICS MARINE TERMINAL 2	176377	NC	E07163	8/30/2017	8/30/2017	1142(g)	Provide operation records for January 1, 2017 to August 30, 2017 as required by R1142(g)	CLOSED/RESOLVED
TESORO LOGISTICS MARINE TERMINAL 2	176377	NC	E07163	8/30/2017	8/30/2017	42303	Provide operation records for January 1, 2017 to August 30, 2017 as required by R1142(g)	CLOSED/RESOLVED
TESORO LOGISTICS MARINE TERMINAL 2	176377	NC	E42416	1/4/2018	1/4/2018	PERP 2460	Failure to contact the district within 45 days.	CLOSED/RESOLVED
TESORO LOGISTICS TERMINAL 1 (BERTH 121)	176389	NC	E07165	8/31/2017	8/31/2017	1142	Provide operation records for January 1, 2017 to August 30, 2017 as required by R1142(h)	CLOSED/RESOLVED
TESORO LOGISTICS TERMINAL 1 (BERTH 121)	176389	NC	E07165	8/31/2017	8/31/2017	42303	Provide operation records for January 1, 2017 to August 30, 2017 as required by R1142(h)	CLOSED/RESOLVED
TESORO LOGISTICS, CARSON CRUDE TERMINAL	174694	NOV	P56574	10/4/2017	8/25/2015	3002(c)(1)	Failure to properly maintain tanks (403 & 405); Title V Deviations _ failed to submit a written report w/in 14 days of discovery.	CLOSED/RESOLVED
TESORO LOGISTICS, WILMINGTON TERMINAL	167981	NOV	P67704	8/30/2018	8/7/2018	462(D)(1)(F)	Facility vapor leak greater than 3000 ppm detected at the loading head on Lane 4, Arm 44.	OPEN/PENDING

Facility Name	Facility ID	Notice Type	Notice #	Issue Date ^{iv}	Violation Date ^v	Rule Number	Description	Enforcement Action Case Status
TESORO LOGISTICS, WILMINGTON TERMINAL	167981	NC	E40788	8/31/2018	8/16/2018	3002(c)(1)	Resubmit Title V 500 SAM with correct due date	CLOSED/RESOLVED
TESORO LOGISTICS, CARSON PROD TERMINAL	174703	NOV	P65313	9/15/2017	8/23/2017	462(D)(1)(F)	Facility vapor leaks from loading rack no. 2 (loading arm 22)	CLOSED/RESOLVED
TESORO LOGISTICS, CARSON PROD TERMINAL	174703	NC	E40787	8/31/2018	8/16/2018	3002(c)(1)	Resubmit Title V 500 SAM with correct due date	CLOSED/RESOLVED
TESORO REF & MKT P. HONG #68626	152027	NC	E41499	6/7/2018	6/7/2018	41960.2e	Repair rotated faceplate at Nozzle # 4; Repair or replace orange dry break cap at South UST - handle broken/will not close fully; Install AQMD Signage (with complaint # 800-242-4020) at all dispensers; PV Valve suspected to be out of specs - provide 2018	CLOSED/RESOLVED
TESORO REF & MKT P. HONG #68626	152027	NC	E41499	6/7/2018	6/7/2018	461(c)(1)(A)(iv); (c)(3)(G); (c)(3)(I)(ii)	Repair rotated faceplate at Nozzle # 4; Repair or replace orange dry break cap at South UST - handle broken/will not close fully; Install AQMD Signage (with complaint # 800-242-4020) at all dispensers; PV Valve suspected to be out of specs - provide 2018	CLOSED/RESOLVED
TESORO REF & MKTG CO LLC, CALCINER	174591	NC	E34292	11/28/2017	5/1/2016	2004(b)(1)	Failure to submit a timely QCER for Quarter 1 of 2016	CLOSED/RESOLVED

Facility Name	Facility ID	Notice Type	Notice #	Issue Date ^{iv}	Violation Date ^v	Rule Number	Description	Enforcement Action Case Status
TESORO REFINING & MARKETING CO, LLC	174655	NOV	P45981	4/27/2016	3/29/2016	1173	1) District inspectors detected leaks greater than 50,000 ppm VOC from components in light liquid/gas/vapor service. 2) District inspectors detected vapor leaks greater than 500 ppm VOC from waste water components	CLOSED/RESOLVED
TESORO REFINING & MARKETING CO, LLC	174655	NOV	P45981	4/27/2016	3/29/2016	1176(E)(1)	1) District inspectors detected leaks greater than 50,000 ppm VOC from components in light liquid/gas/vapor service. 2) District inspectors detected vapor leaks greater than 500 ppm VOC from waste water components	CLOSED/RESOLVED
TESORO REFINING & MARKETING CO, LLC	174655	NOV	P58238	6/21/2017	5/2/2017	1173(d)(1)(B)	1) Light service leak of 50,000 ppm or greater _ 1 count, 2) waste water emissions of 500ppm or greater _ 3 counts	CLOSED/RESOLVED
TESORO REFINING & MARKETING CO, LLC	174655	NOV	P58238	6/21/2017	5/2/2017	1176(E)(1)	1) Light service leak of 50,000 ppm or greater _ 1 count, 2) waste water emissions of 500ppm or greater _ 3 counts	CLOSED/RESOLVED
TESORO REFINING & MARKETING CO, LLC	174655	NOV	P58239	6/21/2017	5/3/2017	1173(d)(1)(B)	1) Light service leak of 50,000 ppm or greater _ 1 count, 2) waste water emissions of 500ppm or greater _ 1 counts	CLOSED/RESOLVED
TESORO REFINING & MARKETING CO, LLC	174655	NOV	P58239	6/21/2017	5/3/2017	1176(E)(1)	1) Light service leak of 50,000 ppm or greater _ 1 count, 2) waste water emissions of 500ppm or greater _ 1 counts	CLOSED/RESOLVED

Facility Name	Facility ID	Notice Type	Notice #	Issue Date ^{iv}	Violation Date ^v	Rule Number	Description	Enforcement Action Case Status
TESORO REFINING & MARKETING CO, LLC	174655	NOV	P58240	6/21/2017	5/9/2017	1176(E)(1)	waste water emissions of 500ppm or greater _ 1 counts	CLOSED/RESOLVED
TESORO REFINING & MARKETING CO, LLC	174655	NOV	P65601	8/16/2017	6/6/2016	1178	3002(c)(1) Facility Title V Permit; 463(c)(3)(c) Failure to vent to a fuel gas system or vapor recovery system with 95% or greater control efficiency; 1178(d)(4)(A)(i) Failure to vent tank emissions to emissions control with 95% or greater efficiency	CLOSED/RESOLVED
TESORO REFINING & MARKETING CO, LLC	174655	NOV	P65601	8/16/2017	6/6/2016	3002(C)(1)	3002(c)(1) Facility Title V Permit; 463(c)(3)(c) Failure to vent to a fuel gas system or vapor recovery system with 95% or greater control efficiency; 1178(d)(4)(A)(i) Failure to vent tank emissions to emissions control with 95% or greater efficiency	CLOSED/RESOLVED
TESORO REFINING & MARKETING CO, LLC	174655	NOV	P65601	8/16/2017	6/6/2016	40 CFR 60	3002(c)(1) Facility Title V Permit; 463(c)(3)(c) Failure to vent to a fuel gas system or vapor recovery system with 95% or greater control efficiency; 1178(d)(4)(A)(i) Failure to vent tank emissions to emissions control with 95% or greater efficiency	CLOSED/RESOLVED
TESORO REFINING & MARKETING CO, LLC	174655	NOV	P65601	8/16/2017	6/6/2016	463(C)(3)(C)	3002(c)(1) Facility Title V Permit; 463(c)(3)(c) Failure to vent to a fuel gas system or vapor recovery system with 95% or greater control efficiency; 1178(d)(4)(A)(i) Failure to vent tank emissions to emissions control with 95% or greater efficiency	CLOSED/RESOLVED

Appendix 4-257

Facility Name	Facility ID	Notice Type	Notice #	Issue Date ^{iv}	Violation Date ^v	Rule Number	Description	Enforcement Action Case Status
TESORO REFINING & MARKETING CO, LLC	174655	NOV	P65602	8/23/2017	1/1/2016	3002(C)(1)	3002(c)(1) Facility Title V Permit_ See attachment of descriptions.	CLOSED/RESOLVED
TESORO REFINING & MARKETING CO, LLC	174655	NOV	P65607	10/10/2017	7/1/2015	1118	R3002(c)(1) De_NoX steam was lost GTG 93 (D1236), Opacity > 20% for > 3 min in hr.; R1173(h)(1) Acoustic monitors exceeded 48 hrs. of downtime; R1189 Excess emissions based on high readings during source test;	CLOSED/RESOLVED
TESORO REFINING & MARKETING CO, LLC	174655	NOV	P65607	10/10/2017	7/1/2015	1173	R3002(c)(1) De_NoX steam was lost GTG 93 (D1236), Opacity > 20% for > 3 min in hr.; R1173(h)(1) Acoustic monitors exceeded 48 hrs. of downtime; R1189 Excess emissions based on high readings during source test;	CLOSED/RESOLVED
TESORO REFINING & MARKETING CO, LLC	174655	NOV	P65607	10/10/2017	7/1/2015	1189	R3002(c)(1) De_NoX steam was lost GTG 93 (D1236), Opacity > 20% for > 3 min in hr.; R1173(h)(1) Acoustic monitors exceeded 48 hrs. of downtime; R1189 Excess emissions based on high readings during source test;	CLOSED/RESOLVED
TESORO REFINING & MARKETING CO, LLC	174655	NOV	P65607	10/10/2017	7/1/2015	3002(C)(1)	R3002(c)(1) De_NoX steam was lost GTG 93 (D1236), Opacity > 20% for > 3 min in hr.; R1173(h)(1) Acoustic monitors exceeded 48 hrs. of downtime; R1189 Excess emissions based on high readings during source test;	CLOSED/RESOLVED

Facility Name	Facility ID	Notice Type	Notice #	Issue Date ^{iv}	Violation Date ^v	Rule Number	Description	Enforcement Action Case Status
TESORO REFINING & MARKETING CO, LLC	174655	NOV	P65607	10/10/2017	7/1/2015	401(A)(1)	R3002(c)(1) De_Nox steam was lost GTG 93 (D1236), Opacity > 20% for > 3 min in hr.; R1173(h)(1) Acoustic monitors exceeded 48 hrs. of downtime; R1189 Excess emissions based on high readings during source test;	CLOSED/RESOLVED
TESORO REFINING & MARKETING CO, LLC	174655	NOV	P65607	10/10/2017	7/1/2015	60SUBPA RTA	R3002(c)(1) De_Nox steam was lost GTG 93 (D1236), Opacity > 20% for > 3 min in hr.; R1173(h)(1) Acoustic monitors exceeded 48 hrs. of downtime; R1189 Excess emissions based on high readings during source test;	CLOSED/RESOLVED
TESORO REFINING & MARKETING CO, LLC	174655	NOV	P65607	10/10/2017	7/1/2015	60SUBPA RTGGGA	R3002(c)(1) De_Nox steam was lost GTG 93 (D1236), Opacity > 20% for > 3 min in hr.; R1173(h)(1) Acoustic monitors exceeded 48 hrs. of downtime; R1189 Excess emissions based on high readings during source test;	CLOSED/RESOLVED
TESORO REFINING & MARKETING CO, LLC	174655	NOV	P65607	10/10/2017	7/1/2015	60SUBPA RTJ	R3002(c)(1) De_Nox steam was lost GTG 93 (D1236), Opacity > 20% for > 3 min in hr.; R1173(h)(1) Acoustic monitors exceeded 48 hrs. of downtime; R1189 Excess emissions based on high readings during source test;	CLOSED/RESOLVED

Facility Name	Facility ID	Notice Type	Notice #	Issue Date ^{iv}	Violation Date ^v	Rule Number	Description	Enforcement Action Case Status
TESORO REFINING & MARKETING CO, LLC	174655	NOV	P65607	10/10/2017	7/1/2015	61SUBPA RTFF	R3002(c)(1) De_Nox steam was lost GTG 93 (D1236), Opacity > 20% for > 3 min in hr.; R1173(h)(1) Acoustic monitors exceeded 48 hrs. of downtime; R1189 Excess emissions based on high readings during source test;	CLOSED/RESOLVED
TESORO REFINING & MARKETING CO, LLC	174655	NOV	P65607	10/10/2017	7/1/2015	63SUBPA RTCC	R3002(c)(1) De_Nox steam was lost GTG 93 (D1236), Opacity > 20% for > 3 min in hr.; R1173(h)(1) Acoustic monitors exceeded 48 hrs. of downtime; R1189 Excess emissions based on high readings during source test;	CLOSED/RESOLVED
TESORO REFINING & MARKETING CO, LLC	174655	NOV	P65615	6/12/2018	5/5/2018	402	Discharge of air contaminants which caused injury, detriment, nuisance, or annoyance to a considerable No. of people. Discharge of air contaminants which caused the above, or endangered the comfort, repose, health, or safety to persons or the public.	OPEN/PENDING
TESORO REFINING & MARKETING CO, LLC	174655	NOV	P65615	6/12/2018	5/5/2018	41700	Discharge of air contaminants which caused injury, detriment, nuisance, or annoyance to a considerable NO. of people. Discharge of air contaminants which caused the above, or endangered the comfort, repose, health, or safety to persons or the public.	OPEN/PENDING

Facility Name	Facility ID	Notice Type	Notice #	Issue Date ^{iv}	Violation Date ^v	Rule Number	Description	Enforcement Action Case Status
TESORO REFINING & MARKETING CO, LLC	174655	NOV	P67804	9/26/2018	7/1/2016	3002(C)(1)	Issued for self reported Cycle 2 Compliance Year 2016 Title V deviations	OPEN/PENDING
TESORO REFINING & MARKETING CO, LLC	174655	NOV	P67807	9/26/2018	7/1/2017	3002(C)(1)	Issued for self reported Cycle 2 Compliance Year 2017 Title V deviations	OPEN/PENDING
TESORO REFINING & MARKETING CO, LLC	174655	NOV	P65113	12/13/2018	12/13/2018	1173(d)(1)(b)	Light Service Vapor Leak > 50,000 ppm; 2 counts	OPEN/PENDING
TESORO REFINING & MARKETING CO, LLC	174655	NOV	P65112	12/14/2018	12/12/2018	1173(d)(1)(b)	Light Service Vapor Leak > 50,000 ppm ; 2 counts	OPEN/PENDING
TESORO REFINING AND MARKETING CO, LLC	151798	NOV	P64028	10/30/2017	1/1/2016	3002(C)(1)	R3002(c)(1) Self reported Title V deviations for the first half of 2016. Violation dates: 01/01/2016 _ 06/30/2016	CLOSED/RESOLVED
TESORO REFINING AND MARKETING CO, LLC	151798	NOV	P67805	9/26/2018	7/1/2016	3002(C)(1)	Issued for self-reported 2H 2016 Title V deviations	OPEN/PENDING
TESORO REFINING AND MARKETING CO, LLC	151798	NOV	P67806	9/26/2018	1/1/2017	3002(C)(1)	Issued for self-reported 2017 Title V deviations	OPEN/PENDING
TESORO REFINING AND MARKETING CO, LLC	151798	NC	E27778	12/3/2017	1/1/2016	2004(e)(1), 2004(b)(4)	Report large source total monthly mass emissions of NOx electronically and process unit quarterly mass emissions of NOx electronically. Submit accurate QCERs and APEP. Use conventional rounding.	CLOSED/RESOLVED

Facility Name	Facility ID	Notice Type	Notice #	Issue Date ^{iv}	Violation Date ^v	Rule Number	Description	Enforcement Action Case Status
TESORO REFINING AND MARKETING CO, LLC	151798	NC	E27778	12/3/2017	1/1/2016	2011(d)(2)(B)	Report large source total monthly mass emissions of NOx electronically and process unit quarterly mass emissions of NOx electronically. Submit accurate QCERs and APEP. Use conventional rounding.	CLOSED/RESOLVED
TESORO REFINING AND MARKETING CO, LLC	151798	NC	E27778	12/3/2017	1/1/2016	2012(d)(2)(B), 2012(e)(2)(B),	Report large source total monthly mass emissions of NOx electronically and process unit quarterly mass emissions of NOx electronically. Submit accurate QCERs and APEP. Use conventional rounding.	CLOSED/RESOLVED
TESORO REFINING AND MARKETING CO, LLC	151798	NC	E40316	7/24/2018	3/20/2018	2011(c)(3)(B)	Submit daily NOx and Sox Major Source (MS) electronic emission report on time [2012/2011(c)(3)(A)]; submit monthly aggregate electronic report for NOx and SOx for MS [2012/2011(c)(3)(B)]; Submit quarterly aggregate electronic report for NOx MS and Large S	CLOSED/RESOLVED
TESORO REFINING AND MARKETING CO, LLC	151798	NC	E40316	7/24/2018	3/20/2018	2011APP ENDIX A Ch. 5	Submit daily NOx and Sox Major Source (MS) electronic emission report on time [2012/2011(c)(3)(A)]; submit monthly aggregate electronic report for NOx and SOx for MS [2012/2011(c)(3)(B)]; Submit quarterly aggregate electronic report for NOx MS and Large S	CLOSED/RESOLVED

Facility Name	Facility ID	Notice Type	Notice #	Issue Date ^{iv}	Violation Date ^v	Rule Number	Description	Enforcement Action Case Status
TESORO REFINING AND MARKETING CO, LLC	151798	NC	E40316	7/24/2018	3/20/2018	2011(C)(3)(A)	Submit daily NOx and Sox Major Source (MS) electronic emission report on time [2012/2011(c)(3)(A)]; submit monthly aggregate electronic report for NOx and SOx for MS [2012/2011(c)(3)(B)]; Submit quarterly aggregate electronic report for NOx MS and Large S	CLOSED/RESOLVED
TESORO REFINING AND MARKETING CO, LLC	151798	NC	E40316	7/24/2018	3/20/2018	2012APP EN A, Ch. 7	Submit daily NOx and Sox Major Source (MS) electronic emission report on time [2012/2011(c)(3)(A)]; submit monthly aggregate electronic report for NOx and SOx for MS [2012/2011(c)(3)(B)]; Submit quarterly aggregate electronic report for NOx MS and Large S	CLOSED/RESOLVED
TESORO REFINING AND MARKETING CO, LLC	151798	NC	E40316	7/24/2018	3/20/2018	2012(C)(3)(A)	Submit daily NOx and Sox Major Source (MS) electronic emission report on time [2012/2011(c)(3)(A)]; submit monthly aggregate electronic report for NOx and SOx for MS [2012/2011(c)(3)(B)]; Submit quarterly aggregate electronic report for NOx MS and Large S	CLOSED/RESOLVED

Facility Name	Facility ID	Notice Type	Notice #	Issue Date ^{iv}	Violation Date ^v	Rule Number	Description	Enforcement Action Case Status
TESORO REFINING AND MARKETING CO, LLC	151798	NC	E40316	7/24/2018	3/20/2018	2012(C)(3)(B)	Submit daily NOx and Sox Major Source (MS) electronic emission report on time [2012/2011(c)(3)(A)]; submit monthly aggregate electronic report for NOx and SOx for MS [2012/2011(c)(3)(B)]; Submit quarterly aggregate electronic report for NOx MS and Large S	CLOSED/RESOLVED
TESORO REFINING AND MARKETING CO, LLC	800436	NOV	P63366	9/30/2016	8/23/2016	1173	Detected leaks greater than 50,000 ppm VOC from components in light liquid/gas/vapor service. Detected vapor leaks greater than 500 ppm VOC from wastewater components during an inspection	OPEN/PENDING
TESORO REFINING AND MARKETING CO, LLC	800436	NOV	P63366	9/30/2016	8/23/2016	1176(E)(1)	Detected leaks greater than 50,000 ppm VOC from components in light liquid/gas/vapor service. Detected vapor leaks greater than 500 ppm VOC from wastewater components during an inspection	OPEN/PENDING
TESORO REFINING AND MARKETING CO, LLC	800436	NOV	P63369	8/23/2017	12/31/2014	3002(C)(1)	3002(c)(1) Issued for self-reported Title V deviations. Please see attached	CLOSED/RESOLVED
TESORO REFINING AND MARKETING CO, LLC	800436	NOV	P63370	8/23/2017	7/1/2015	3002(C)(1)	3002(c)(1) Issued for self-reported Title V deviations. Please see attached	OPEN/PENDING
TESORO REFINING AND MARKETING CO, LLC	800436	NOV	P64024	8/23/2017	8/1/2017	1176(e)(1)	(1) 1176(e)(1) Wastewater emissions above 500 ppm _1 count; (2) 40 CFR 60 Subpart QQQ section 60.692_2(a)(1) No water seal control 1_count	CLOSED/RESOLVED

Appendix 4-264

Facility Name	Facility ID	Notice Type	Notice #	Issue Date ^{iv}	Violation Date ^v	Rule Number	Description	Enforcement Action Case Status
TESORO REFINING AND MARKETING CO, LLC	800436	NOV	P64024	8/23/2017	8/1/2017	40 CFR 60 Subpart QQQ section 60.692-2(a)(1)	(1) 1176(e)(1) Wastewater emissions above 500 ppm _1 count; (2) 40 CFR 60 Subpart QQQ section 60.692_2(a)(1) No water seal control 1_ count	CLOSED/RESOLVED
TESORO REFINING AND MARKETING CO, LLC	800436	NOV	P64025	8/23/2017	8/2/2017	1173(d)(1)(B)	(1) 1173(d)(1)(B) Light service leak above 50,000 ppm _ 7 counts; (2) 1178(d)(4)(A)(ii) Sample hatch not in vapor tight condition _ 1 count	CLOSED/RESOLVED
TESORO REFINING AND MARKETING CO, LLC	800436	NOV	P64025	8/23/2017	8/2/2017	1178(d)(4)(A)(ii)	(1) 1173(d)(1)(B) Light service leak above 50,000 ppm _ 7 counts; (2) 1178(d)(4)(A)(ii) Sample hatch not in vapor tight condition _ 1 count	CLOSED/RESOLVED
TESORO REFINING AND MARKETING CO, LLC	800436	NOV	P64026	8/23/2017	8/3/2017	1173(d)(1)(B)	1173(d)(1)(B) Light Service leak above 50,000 ppm _ 1 count; 1176(e)(1) Wastewater emissions above 500ppm _ 3 counts	CLOSED/RESOLVED
TESORO REFINING AND MARKETING CO, LLC	800436	NOV	P64026	8/23/2017	8/3/2017	1176(E)(1)	1173(d)(1)(B) Light Service leak above 50,000 ppm _ 1 count; 1176(e)(1) Wastewater emissions above 500ppm _ 3 counts	CLOSED/RESOLVED
TESORO REFINING AND MARKETING CO, LLC	800436	NOV	P64031	10/30/2017	1/1/2016	3002(C)(1)	R3002(c)(1) Self-reported Title V deviation. Please see attached table. Violation date 01/01/2016 _ 06/30/2016	CLOSED/RESOLVED
TESORO REFINING AND MARKETING CO, LLC	800436	NOV	P64036	10/30/2017	7/1/2016	3002(C)(1)	Rule 3002(c)(1) Please see attached table. Violation dates 07/01/2016 _ 12/31/2016	CLOSED/RESOLVED

Facility Name	Facility ID	Notice Type	Notice #	Issue Date ^{iv}	Violation Date ^v	Rule Number	Description	Enforcement Action Case Status
TESORO REFINING AND MARKETING CO, LLC	800436	NOV	P60589	11/10/2017	1/1/2016	2004(e)(1), 2004(b)(4)	Failed to submit accurate QCERs and APEP for the 1st, 2nd, 3rd and 4th Qtrs. of 2016 Compliance Year.	OPEN/PENDING
TESORO REFINING AND MARKETING CO, LLC	800436	NOV	P65110	11/30/2018	11/13/2018	1173(d)(1)(b)	Light Service Vapor Leak > 50,000 ppm; 2 Counts, Leak on wastewater system > 500 ppm; 1 count	OPEN/PENDING
TESORO REFINING AND MARKETING CO, LLC	800436	NOV	P65110	11/30/2018	11/13/2018	1176(E)(1)	Light Service Vapor Leak > 50,000 ppm; 2 Counts, Leak on wastewater system > 500 ppm; 1 count	OPEN/PENDING
TESORO REFINING AND MARKETING CO, LLC	800436	NOV	P65111	11/30/2018	11/14/2018	1176(E)(1)	Leak on Wastewater System > 500 ppm ; 1 count	OPEN/PENDING
TESORO REFINING AND MARKETING CO, LLC	800436	NC	E27776	10/15/2017	12/10/2015	2012 Appendix A attachment B,5	Failed to update the bias adjustment factors to the CEMS data from the time and date of the failed bias test for devices D89 and D90.	CLOSED/RESOLVED
TESORO REFINING AND MARKETING CO, LLC	800436	NC	E39938	7/17/2018	3/20/2018	2011(e)(7)	Electronically report all R219 Exempt Equipment NOx and SOx emissions by fuel type using the appropriate record identifiers.	CLOSED/RESOLVED
TESORO REFINING AND MARKETING CO, LLC	800436	NC	E39938	7/17/2018	3/20/2018	2012(g)(7)	Electronically report all R219 Exempt Equipment NOx and SOx emissions by fuel type using the appropriate record identifiers.	CLOSED/RESOLVED
THUMS LONG BEACH	800330	NOV	P65301	10/13/2016	9/1/2016	1176(E)(1)	Vapor leaks greater than 500 ppm VOC detected from wastewater system (skim basin).	CLOSED/RESOLVED

Facility Name	Facility ID	Notice Type	Notice #	Issue Date ^{iv}	Violation Date ^v	Rule Number	Description	Enforcement Action Case Status
THUMS LONG BEACH	800330	NOV	P65302	10/13/2016	9/9/2016	1176(E)(1)	Vapor leaks greater than 500 ppm VOC detected from wastewater system (WEMCO).	CLOSED/RESOLVED
THUMS LONG BEACH	800330	NC	E37226	10/13/2016	9/1/2016	2004(b)(1)	Correct Quarterly NOx emissions within the reconciliation period unless the error is caused by conditions beyond reasonable control as per Rule 2004(c)(1). Calculate and report emissions associated with a hot water heater and heaters used for space heating	CLOSED/RESOLVED
THUMS LONG BEACH	800330	NC	E37226	10/13/2016	9/1/2016	2012 Appendix A, Chapter 4, (F)(1)(a)	Correct Quarterly NOx emissions within the reconciliation period unless the error is caused by conditions beyond reasonable control as per Rule 2004(c)(1). Calculate and report emissions associated with a hot water heater and heaters used for space heating	CLOSED/RESOLVED
THUMS LONG BEACH	800330	NC	E37235	8/23/2018	8/23/2018	1148.2(e)(4)	Electronically report to the SCAQMD specific information on the chemicals used during well drilling, well completion, and well rework activities no later than 60 days after the activities are completed.	CLOSED/RESOLVED
THUMS LONG BEACH CO	129497	NC	E38804	5/11/2017	5/11/2017	2012App x A Att C (B)(1)(a)(i)	Use calibration gas of the appropriate concentration to meet the 0_20% and 80_100% for the 0_15 ppm range NOx analyzer	CLOSED/RESOLVED

Facility Name	Facility ID	Notice Type	Notice #	Issue Date ^{iv}	Violation Date ^v	Rule Number	Description	Enforcement Action Case Status
THUNDER STUDIOS, INC	176909	NC	176909	3/2/2016	3/2/2016	203	INSTALL GAS METER ON SPRAY BOOTH, MAINTAIN DAILY USAGE LOG, DON'T EXCEED 10K CF PER DAY	CLOSED/RESOLVED
THUNDER STUDIOS, INC	176909	NC	E35112	3/22/2016	3/22/2016	203(B)	Install non-resettable totalizing time meter on spray booth with P/O G30808, maintain a daily natural gas usage log, and do not exceed 10,000 cubic feet of natural gas/day.	CLOSED/RESOLVED
TIDELANDS OIL PRODUCTION CO	800325	NC	C56872	11/8/2016	9/12/2016	3002 , 3004(a)(4)(f) and Section K, Condition 23 of Title V Facility Permit	Submit 500-5AM report in timely manner.	CLOSED/RESOLVED
TIDELANDS OIL PRODUCTION CO	800325	NC	E40780	11/7/2017	10/26/2017	2004(b)(1)	Failure to submit quarterly certification of emission reports QCERS on or before 30 days following the end of the 2nd quarter.	OPEN/PENDING
TIDELANDS OIL PRODUCTION CO	800325	NC	E37241	9/20/2018	9/20/2018	3002(C)(1)	Resubmit TITLE V 500_SAM with correct due date	CLOSED/RESOLVED
TIDELANDS OIL PRODUCTION COMPANY ETAL	68118	NOV	P60579	1/12/2017	1/1/2016	2004(e),(b)(4)	1. Failed to perform annual Relative Accuracy Test Audit assessment for device D6. 2) Failed to submit accurate QCER and APEP for Compliance Year 2015.	CLOSED/RESOLVED

Facility Name	Facility ID	Notice Type	Notice #	Issue Date ^{iv}	Violation Date ^v	Rule Number	Description	Enforcement Action Case Status
TIDELANDS OIL PRODUCTION COMPANY ETAL	68118	NOV	P60579	1/12/2017	1/1/2016	2012 Appendix A Attachment C-B2a	1. Failed to perform annual Relative Accuracy Test Audit assessment for device D6. 2) Failed to submit accurate QCER and APEP for Compliance Year 2015.	CLOSED/RESOLVED
TIDELANDS OIL PRODUCTION COMPANY ETAL	68118	NOV	P64425	10/30/2018	10/19/2017	2012 Attachment C, B2a and Attachment C, B1	1. Failure to perform a RATA for D6 by the 6/30/18 due date 2. failure to perform calibration error testing for D6 on operating days 10/19/17 and 10/20/17	OPEN/PENDING
TIDELANDS OIL PRODUCTION COMPANY ETAL	68118	NC	E27771	12/27/2016	7/1/2015	42303	Provide records listed in the email dated 12_21_2016. Email records to gwu@aqmd.gov.	CLOSED/RESOLVED
TOTAL TERMINALS LLC	139128	NOV	P71168	12/1/2017	3/2/2017	461(c)(3)(Q)	Failing to submit the facility's monthly gasoline throughput data for the previous calendar year on or before March 1, 2017. Certified Mail Tracking #70171450000217317219	CLOSED/RESOLVED
TTX COMPANY	183265	NOV	P71186	12/1/2017	3/2/2017	461(c)(3)(Q)	Failing to submit the facility's monthly gasoline throughput data for the previous calendar year on or before March 1, 2017. Certified Mail Tracking #70171450000217317394	CLOSED/RESOLVED
ULTRAMAR INC	800026	NOV	P60360	9/2/2016	6/8/2016	1173(d)(1)(B)	(1) Five leaks >50,000 ppm VOC (2) Vapor leak >500 ppm VOC from wastewater component (3) opening in manhole cover (4) Four process drains without water seal	CLOSED/RESOLVED

Facility Name	Facility ID	Notice Type	Notice #	Issue Date ^{iv}	Violation Date ^v	Rule Number	Description	Enforcement Action Case Status
ULTRAMAR INC	800026	NOV	P60360	9/2/2016	6/8/2016	1176(E)(1)	(1) Five leaks >50,000 ppm VOC (2) Vapor leak >500 ppm VOC from wastewater component (3) opening in manhole cover (4) Four process drains without water seal	CLOSED/RESOLVED
ULTRAMAR INC	800026	NOV	P60360	9/2/2016	6/8/2016	40 CFR 60 Subpart QQQ	(1) Five leaks >50,000 ppm VOC (2) Vapor leak >500 ppm VOC from wastewater component (3) opening in manhole cover (4) Four process drains without water seal	CLOSED/RESOLVED
ULTRAMAR INC	800026	NOV	P60362	1/13/2017	1/1/2015	2004	1) Inaccurate certification of quarterly emissions in RECLAIM cycle/compliance year 2015 2) Failure to correctly apply missing data procedure.	CLOSED/RESOLVED
ULTRAMAR INC	800026	NOV	P60363	8/24/2017	6/27/2017	1176(E)(1)	1176(e)(1) _ Five (5) vapor leaks over 500ppm VOC from drain system components.	CLOSED/RESOLVED
ULTRAMAR INC	800026	NOV	P60364	8/24/2017	6/28/2017	1173(d)(1)(B)	(1) 1173(d)(1)(B) Two leaks over 50,000ppm VOC from component in light liquid/vapor service; (2) 1176(e)(1) one vapor leak over 500ppm VOC from a drain system component; (3 &4) One process drain without water seal	CLOSED/RESOLVED

Facility Name	Facility ID	Notice Type	Notice #	Issue Date ^{iv}	Violation Date ^v	Rule Number	Description	Enforcement Action Case Status
ULTRAMAR INC	800026	NOV	P60364	8/24/2017	6/28/2017	1173(d)(1)(B)	(1) 1173(d)(1)(B) Two leaks over 50,000ppm VOC from component in light liquid/vapor service; (2) 1176(e)(1) one vapor leak over 500ppm VOC from a drain system component; (3 &4) One process drain without water seal	CLOSED/RESOLVED
ULTRAMAR INC	800026	NOV	P60364	8/24/2017	6/28/2017	1176(E)(1)	(1) 1173(d)(1)(B) Two leaks over 50,000ppm VOC from component in light liquid/vapor service; (2) 1176(e)(1) one vapor leak over 500ppm VOC from a drain system component; (3 &4) One process drain without water seal	CLOSED/RESOLVED
ULTRAMAR INC	800026	NOV	P60364	8/24/2017	6/28/2017	40 CFR	(1) 1173(d)(1)(B) Two leaks over 50,000ppm VOC from component in light liquid/vapor service; (2) 1176(e)(1) one vapor leak over 500ppm VOC from a drain system component; (3 &4) One process drain without water seal	CLOSED/RESOLVED
ULTRAMAR INC	800026	NOV	P60365	8/24/2017	6/29/2017	1176	(1) 1176(e)(1) Vapor leak over 500ppm VOC from drain system component; (2 & 3) Wiper seal on gauge well pulled back; A visible opening on tank 94_TK_9005, at wiper seal for gauge well; (4 &5) Two process drains without water seal	CLOSED/RESOLVED

Facility Name	Facility ID	Notice Type	Notice #	Issue Date ^{iv}	Violation Date ^v	Rule Number	Description	Enforcement Action Case Status
ULTRAMAR INC	800026	NOV	P60365	8/24/2017	6/29/2017	1176(E)(1)	(1) 1176(e)(1) Vapor leak over 500ppm VOC from drain system component; (2 & 3) Wiper seal on gauge well pulled back; A visible opening on tank 94_TK_9005, at wiper seal for gauge well; (4 & 5) Two process drains without water seal	CLOSED/RESOLVED
ULTRAMAR INC	800026	NOV	P60365	8/24/2017	6/29/2017	1178	(1) 1176(e)(1) Vapor leak over 500ppm VOC from drain system component; (2 & 3) Wiper seal on gauge well pulled back; A visible opening on tank 94_TK_9005, at wiper seal for gauge well; (4 & 5) Two process drains without water seal	CLOSED/RESOLVED
ULTRAMAR INC	800026	NOV	P60365	8/24/2017	6/29/2017	40 CFR	(1) 1176(e)(1) Vapor leak over 500ppm VOC from drain system component; (2 & 3) Wiper seal on gauge well pulled back; A visible opening on tank 94_TK_9005, at wiper seal for gauge well; (4 & 5) Two process drains without water seal	CLOSED/RESOLVED
ULTRAMAR INC	800026	NOV	P60365	8/24/2017	6/29/2017	463(C)(1)(D)	(1) 1176(e)(1) Vapor leak over 500ppm VOC from drain system component; (2 & 3) Wiper seal on gauge well pulled back; A visible opening on tank 94_TK_9005, at wiper seal for gauge well; (4 & 5) Two process drains without water seal	CLOSED/RESOLVED
ULTRAMAR INC	800026	NOV	P60367	9/7/2017	1/1/2015	3002(C)(1)	Self-Reported Title V deviations for 2015 compliance year, for first half	CLOSED/RESOLVED

Facility Name	Facility ID	Notice Type	Notice #	Issue Date ^{iv}	Violation Date ^v	Rule Number	Description	Enforcement Action Case Status
ULTRAMAR INC	800026	NOV	P60367	9/7/2017	1/1/2015	407	Self-Reported Title V deviations for 2015 compliance year, for first half	CLOSED/RESOLVED
ULTRAMAR INC	800026	NOV	P60366	9/28/2017	6/28/2017	1118(c)(1)(B), (c)(4)	1) R401(b)(1) & R1118(c)(1)(B)Visible Emissions from Refinery Flare C403; 2) R402 Discharge of air contaminants that caused a public nuisance; 3) R1118(c)(4) Failure to minimize Flaring; 4) Failure to comply with Title V conditions	CLOSED/RESOLVED
ULTRAMAR INC	800026	NOV	P60366	9/28/2017	6/28/2017	3002(C)(1) - S56.1, H23.30, D323.2	1) R401(b)(1) & R1118(c)(1)(B)Visible Emissions from Refinery Flare C403; 2) R402 Discharge of air contaminants that caused a public nuisance; 3) R1118(c)(4) Failure to minimize Flaring; 4) Failure to comply with Title V conditions	CLOSED/RESOLVED
ULTRAMAR INC	800026	NOV	P60366	9/28/2017	6/28/2017	401(B)	1) R401(b)(1) & R1118(c)(1)(B)Visible Emissions from Refinery Flare C403; 2) R402 Discharge of air contaminants that caused a public nuisance; 3) R1118(c)(4) Failure to minimize Flaring; 4) Failure to comply with Title V conditions	CLOSED/RESOLVED
ULTRAMAR INC	800026	NOV	P60366	9/28/2017	6/28/2017	402	1) R401(b)(1) & R1118(c)(1)(B)Visible Emissions from Refinery Flare C403; 2) R402 Discharge of air contaminants that caused a public nuisance; 3) R1118(c)(4) Failure to minimize Flaring; 4) Failure to comply with Title V conditions	CLOSED/RESOLVED

Facility Name	Facility ID	Notice Type	Notice #	Issue Date ^{iv}	Violation Date ^v	Rule Number	Description	Enforcement Action Case Status
ULTRAMAR INC	800026	NOV	P63562	12/19/2017	1/1/2016	2004(e)	Submitted inaccurate QCERs for quarters 1, 2, & 3 of the 2016 CY	CLOSED/RESOLVED
ULTRAMAR INC	800026	NOV	P63376	9/7/2018	9/3/2018	3002(C)(1)	USING FUEL GAS CONTAINING MORE THAN 100 PPM SULFUR BY VOLUME	OPEN/PENDING
ULTRAMAR INC	800026	NOV	P63377	10/3/2018	7/1/2017	3002(C)(1)	RULE 3002 (C)(1) ISSUED FOR SELF REPORTED TITLE V DEVIATIONS. SEE ATTACHED	OPEN/PENDING
ULTRAMAR INC	800026	NOV	P63378	10/3/2018	1/1/2018	3002(C)(1)	RULE 3002 (C)(1) ISSUED FOR SELF REPORTED TITLE V DEVIATIONS. SEE ATTACHED	OPEN/PENDING
ULTRAMAR INC	800026	NOV	P63381	10/12/2018	10/9/2018	1173	1173 AND 1176 VOC GREATER THAN ALLOWED LIMIT	OPEN/PENDING
ULTRAMAR INC	800026	NOV	P63382	10/12/2018	10/10/2018	1173(d)(1)(B)	RULE 1173 (d)(1)(B) - DISTRICT INSPECTORS DETECTED LEAKS GREATER THAN 50,000PPM VOC	OPEN/PENDING
ULTRAMAR INC	800198	NC	E07787	8/31/2017	8/31/2017	1142	R1172(h) _ Provide in electronic format all records of all loading, lightering, ballasting and housekeeping events conducted in District waters, from January 1, 2017 through August 30, 2017	CLOSED/RESOLVED
UNION PACIFIC RAILROAD	122101	NC	E37704	8/25/2016	8/25/2016	42303	provide daily usage records for silica to demonstrate compliance with permit conditions	CLOSED/RESOLVED
UNITED FAMILY LLC	160523	NOV	P72401	12/11/2018	3/2/2018	461(c)(3)(Q)	Failing to submit the facility's monthly gasoline throughput data for the previous calendar year on or before March 1, 2018. Certified Mail Tracking #7018 0680 0001 2738 6801	OPEN/PENDING

Facility Name	Facility ID	Notice Type	Notice #	Issue Date ^{iv}	Violation Date ^v	Rule Number	Description	Enforcement Action Case Status
UNITED FAMILY LLC	160523	NC	E38737	5/23/2017	5/23/2017	461(c)(2)(B), (e)(6)(B)	Re_map nozzle #6 to ISD (only two grades mapped); Ensure all ISD alarms are logging in ISD Alarm Log; Ensure all "test manually cleared" events and dispenser re-enabled events have associated maintenance records.	CLOSED/RESOLVED
UNITED RENTAL	145733	NOV	P64208	4/22/2016	4/22/2016	461	operating gasoline dispensing equipment with a major defect	CLOSED/RESOLVED
UNITED RENTAL	145733	NOV	P64220	1/10/2017	6/1/2016	461	failure to conduct reverification tests in the same month each year	CLOSED/RESOLVED
UNITED RENTAL	145733	NC	E35854	4/22/2016	4/22/2016	42303	PROVIDE ANNUAL THROUGHPUT AND REVERIFICATION TESTS FOR GASOLINE DISPENSING EQUIPMENT.	CLOSED/RESOLVED
US COAST GUARD ISC SAN PEDRO	4722	NC	E29961	8/16/2016	8/16/2016	2202	Submit overdue Rule 2202 plan and fees	CLOSED/RESOLVED
US GOVT, FED CORRECTIONAL INST (FCI)	25248	NOV	P71390	12/11/2018	3/2/2018	461(c)(3)(Q)	Failing to submit the facility's monthly gasoline throughput data for the previous calendar year on or before March 1, 2018. Certified Mail Tracking #7017 2620 0001 1050 1085	OPEN/PENDING
VALERO WILMINGTON ASPHALT PLANT	800393	NOV	P60359	4/6/2016	8/6/2015	1173(d)(1)(B)	1) Leak over 100,000 ppm VOC at Heater H-1 (Device D13) 2) Failure to comply with condition number E153A (for permit 800393) and failure to comply with facility permit condition 16 of permit number F96700, ID number 104280 (Envent Corporation)	CLOSED/RESOLVED

Facility Name	Facility ID	Notice Type	Notice #	Issue Date ^{iv}	Violation Date ^v	Rule Number	Description	Enforcement Action Case Status
VALERO WILMINGTON ASPHALT PLANT	800393	NOV	P60359	4/6/2016	8/6/2015	3002(c)(1)	1) Leak over 100,000 ppm VOC at Heater H-1 (Device D13) 2) Failure to comply with condition number E153A (for permit 800393) and failure to comply with facility permit condition 16 of permit number F96700, ID number 104280 (Envent Corporation)	CLOSED/RESOLVED
VALERO WILMINGTON ASPHALT PLANT	800393	NOV	P60361	9/2/2016	8/10/2016	1173(d)(1)(B)	Leaks greater than 50,000 ppm VOC at Heater H-1	CLOSED/RESOLVED
VAZQUEZ BODY REPAIR	133484	NC	E07566	1/27/2017	1/27/2017	203	Repair torn filters on paint spray booth.	CLOSED/RESOLVED
VAZQUEZ BODY REPAIR	133484	NC	E07584	6/15/2018	6/15/2018	109	(1) Repair manometer and filters on paint spray booth; (2) Provide coating usage and VOC logs.	CLOSED/RESOLVED
VAZQUEZ BODY REPAIR	133484	NC	E07584	6/15/2018	6/15/2018	1151	(1) Repair manometer and filters on paint spray booth; (2) Provide coating usage and VOC logs.	CLOSED/RESOLVED
VAZQUEZ BODY REPAIR	133484	NC	E07584	6/15/2018	6/15/2018	203	(1) Repair manometer and filters on paint spray booth; (2) Provide coating usage and VOC logs.	CLOSED/RESOLVED
VICTORIA GOLF COURSE	112037	NOV	P71277	12/1/2017	3/2/2017	461(c)(3)(Q)	Failing to submit the facility's monthly gasoline throughput data for the previous calendar year on or before March 1, 2017. Certified Mail Tracking #70171450000217313945	CLOSED/RESOLVED

Facility Name	Facility ID	Notice Type	Notice #	Issue Date ^{iv}	Violation Date ^v	Rule Number	Description	Enforcement Action Case Status
VILI GROUP INC	178964	NOV	P65731	9/12/2017	8/14/2015	203(A)	Operating a gasoline dispensing facility without a valid AQMD Permit to Operate (Incorrect equipment description, permit shows Phase I OPW VR_102, Site is operating CNI VR_104)	CLOSED/RESOLVED
VILI GROUP INC	178964	NC	E40498	9/12/2017	9/12/2017	461(e)(6)(D)	Provide Monthly gasoline throughput records for 2015 through 2017 (Gasoline only, no diesel)	CLOSED/RESOLVED
VONS FUEL CENTER #1625	127286	NOV	P72009	12/11/2018	3/2/2018	461(c)(3)(Q)	Failing to submit the facility's monthly gasoline throughput data for the previous calendar year on or before March 1, 2018. Certified Mail Tracking #7017 3380 0000 7803 9165	OPEN/PENDING
VOPAK TERMINAL LONG BEACH INC,A DELAWARE	137722	NC	E07788	8/31/2017	8/31/2017	1142	R1142(h) _ Provide records in an electronic format of all loading, lightering, ballasting, and housekeeping events (including emergency venting) conducted in District waters from January 1, 2017 through August 30, 2017	CLOSED/RESOLVED
VOPAK TERMINAL LOS ANGELES, INC.	6586	NC	E07789	8/31/2017	8/31/2017	1142	R1142(h) _ Provide records in an electronic format of all loading, lightering, ballasting, and housekeeping events (including emergency venting) conducted in District waters from January 1, 2017 through August 30, 2017	CLOSED/RESOLVED

Facility Name	Facility ID	Notice Type	Notice #	Issue Date ^{iv}	Violation Date ^v	Rule Number	Description	Enforcement Action Case Status
WARREN E&P, INC	144681	NOV	P66505	7/5/2018	6/24/2018	203(b)	Failure to report to Executive Officer by telephone at 1800_CUT_SMOG, any circumstance which affects the operator's ability to sell the gas as specified in condition #7 within 24 hours of when the operator knows or should have known of such circumstance.	OPEN/PENDING
WARREN E&P, INC	144681	NOV	P66508	7/27/2018	7/10/2018	1148.2	The operator of an onshore oil or gas well shall electronically notify the Executive Officer, using a format approved by the Executive Officer, of the following information [R1148.2(d)(1)(A-E)], no more than ten (10) calendar days (See Equipment Section)	OPEN/PENDING
WARREN E&P, INC	144681	NC	C98792	7/8/2016	6/22/2016	430	Report breakdowns of gas sales system to AQMD(800-CUT-SMOG) within one hour of reasonably knowing per Rule 430	CLOSED/RESOLVED
WARREN E&P, INC	144681	NC	E37237	8/23/2018	8/23/2018	1148.2(e) (4)	Electronically report to the SCAQMD specific information on the chemicals used during well drilling, well completion, and well rework activities no later than 60 days after the activities are completed.	CLOSED/RESOLVED
WASTE MANAGEMENT, INC.	47634	NOV	P70958	12/1/2017	3/2/2017	461(c)(3) (Q)	Failing to submit the facility's monthly gasoline throughput data for the previous calendar year on or before March 1, 2017. Certified Mail Tracking #70171450000217316144	CLOSED/RESOLVED

Appendix 4-278

Facility Name	Facility ID	Notice Type	Notice #	Issue Date ^{iv}	Violation Date ^v	Rule Number	Description	Enforcement Action Case Status
WATSON LEGACY 219	158964	NC	E38332	1/3/2017	1/3/2017	42303	provide engine operation records, engine hour reading, and proof that permit to operate is maintained within 8 meters of equipment	OPEN/PENDING
WEST COAST SANDBLASTING, INC.	162265	NC	E38338	12/15/2016	12/15/2016	109	maintain VOC records, collect dust in closed containers, and only process materials containing less than 0.015% hex chrome and/or less than 10% nickel	CLOSED/RESOLVED
WEST COAST SANDBLASTING, INC.	162265	NC	E38338	12/15/2016	12/15/2016	203	maintain VOC records, collect dust in closed containers, and only process materials containing less than 0.015% hex chrome and/or less than 10% nickel	CLOSED/RESOLVED
WEST COAST SANDBLASTING, INC.	162265	NC	E42414	12/29/2017	12/29/2017	PERP 2460	Failure to contact the district within 45 days.	CLOSED/RESOLVED
WEST COAST SANDBLASTING, INC.	162265	NC	E41781	1/18/2018	1/18/2018	PERP 2458(a)	Maintain records for units with CARB registrations	CLOSED/RESOLVED
WEST COAST SANDBLASTING, INC.	162265	NC	E41791	2/21/2018	2/21/2018	TITLE13A RTICLE5S	File for change of ownership on PERP registration within 30 days of purchase	OPEN/PENDING
WESTERN FUEL GROUP, INC	180438	NOV	P64321	4/15/2016	4/15/2016	41954	OPERATING A GASOLINE DISPENSING FACILITY WITH A MAJOR DEFECT - FAULTY INSERTION INTERLOCK MECHANISM NOZZLE #8 - FAILED CHECK B.	CLOSED/RESOLVED

Facility Name	Facility ID	Notice Type	Notice #	Issue Date ^{iv}	Violation Date ^v	Rule Number	Description	Enforcement Action Case Status
WESTERN FUEL GROUP, INC	180438	NOV	P64321	4/15/2016	4/15/2016	41960.2	OPERATING A GASOLINE DISPENSING FACILITY WITH A MAJOR DEFECT - FAULTY INSERTION INTERLOCK MECHANISM NOZZLE #8 - FAILED CHECK B.	CLOSED/RESOLVED
WESTERN FUEL GROUP, INC	180438	NOV	P64321	4/15/2016	4/15/2016	461(C)	OPERATING A GASOLINE DISPENSING FACILITY WITH A MAJOR DEFECT - FAULTY INSERTION INTERLOCK MECHANISM NOZZLE #8 - FAILED CHECK B.	CLOSED/RESOLVED
WESTERN FUEL GROUP, INC	180438	NC	E45456	11/14/2018	11/14/2018	461(c)(1)(A)(i), (c)(3)(G), (e)(6)(C)	Repair/replace fill tube caps in 91 and main 87 tank that both are missing the gasket. Ensure AQMD required decals are posted at all fueling points (missing or faded at pumps 1, 10, and 12). Provide Methodology 6 dynamic backpressure test results.	CLOSED/RESOLVED
WILLOW CLEANERS	16151	NC	E35114	3/23/2016	3/23/2016	42303	PROVIDE OPERATION RECORDS, NATURAL GAS BILLS, ATCM CERTIFICATE, AND PROOF GASKETS AND COOLING COILS HAVE BEEN SERVICED	CLOSED/RESOLVED
WILMINGTON PARK INC	154445	NOV	P70643	11/29/2017	3/2/2017	461(c)(3)(Q)	Failing to submit the facility's monthly gasoline throughput data for the previous calendar year on or before March 1, 2017. Certified Mail Tracking #7016 1970 0001 0459 1296	CLOSED/RESOLVED

Facility Name	Facility ID	Notice Type	Notice #	Issue Date ^{iv}	Violation Date ^v	Rule Number	Description	Enforcement Action Case Status
WILMINGTON PARK INC	154445	NOV	P72313	12/11/2018	3/2/2018	461(c)(3)(Q)	Failing to submit the facility's monthly gasoline throughput data for the previous calendar year on or before March 1, 2018. Certified Mail Tracking #7018 0680 0001 2738 2179	OPEN/PENDING
WILMINGTON PARK INC	154445	NC	E44868	8/2/2018	8/2/2018	203(B)	Provide all ISD alarm log records for the last two years. Ensure Rule 461 required signage is posted at all fueling points. Replace torn boot on #1. Ensure breakaway on #2 is installed correctly (missing band). Provide VST weekly inspections for last 2	CLOSED/RESOLVED
WILMINGTON PARK INC	154445	NC	E44868	8/2/2018	8/2/2018	461 (c2B), (c3G), (d1A), (d4A), (e6B)	Provide all ISD alarm log records for the last two years. Ensure Rule 461 required signage is posted at all fueling points. Replace torn boot on #1. Ensure breakaway on #2 is installed correctly (missing band). Provide VST weekly inspections for last 2	CLOSED/RESOLVED
XEROX	183624	NC	E40137	8/9/2017	8/9/2017	203	203b maintain hour logs for ice generator	CLOSED/RESOLVED
Y&S UPHOLSTERY INC DBA A-1 AUTO REPAIR	177105	NC	E36313	6/30/2016	6/30/2016	109	203(a): Obtain valid permit to operate for PSBs; 109: Maintain Proper VOC records	CLOSED/RESOLVED
Y&S UPHOLSTERY INC DBA A-1 AUTO REPAIR	177105	NC	E36313	6/30/2016	6/30/2016	203	203(a): Obtain valid permit to operate for PSBs; 109: Maintain Proper VOC records	CLOSED/RESOLVED
YUSEN LOGISTICS (AMERICAS), INC.	145470	NC	E40406	5/24/2017	5/24/2017	203	obtain permit to operate fire pump	CLOSED/RESOLVED

Appendix 4-281

Facility Name	Facility ID	Notice Type	Notice #	Issue Date ^{iv}	Violation Date ^v	Rule Number	Description	Enforcement Action Case Status
YUSEN TERMINALS LLC	139464	NC	E40733	10/20/2017	10/17/2017	TITLE13A RTICLE5S (f)	Maintain a copy of the registration certificate with the equipment	CLOSED/RESOLVED

CARB Compliance History in WCWLB, January 2016 to December 2018 (Compiled from CARB Visualization Tool Data)

CARB Vehicle and Fuels Enforcement History

Year	HDVIP - ECL	Off-Road	STB	Fuels	Total
Total 2016 Inspections	20	0	20	246	286
Total 2016 NCU	0	0	0	0	0
% Compliant 2016	100%	N/A	100%	100%	100%
Total 2017 Inspections	0	3	0	290	293
Total 2017 NCU	0	3	0	15	18
% Compliant 2017	N/A	0%	N/A	95%	94%
Total 2018 Inspections	0	1	0	208	209
Total 2018 NCU	0	0	0	1	1
% Compliant 2018	N/A	100%	N/A	99.5%	99.5%
Total 2016 - 2018 Inspections	20	4	20	744	788
Total 2016 - 2018 Non-compliant units	0	3	0	16	19
% Compliant 2016 - 2018	100%	25%	100%	98%	98%

List of HDDV Inspections Conducted

Location	Drayage	HDVIP			Idling	Off-Road	STB	Smart Way	TRU	SWCV	Fuels	Total
		DEF	ECL	SO/T								
Year: 2016												
Pier A St, Wilmington, CA 90744			14				14					28
Pier Dock @ Pier S, San Pedro, CA 90731			6				6					12
Port of LA, 2200 John S Gibson Blvd, San Pedro, CA 90731											18	18
Wilmington Refinery, 2402 E Anaheim St, Wilmington, CA 90744											11	11

Petro Diamond Inc., 1920 Llugger Way, Long Beach, CA 90813												23	23
Wilmington Refinery, 2201 E Pacific Coast Highway, Wilmington, CA 90744												43	43
Carson Terminal, 2000 E Sepulveda Blvd, Carson, CA 90810												30	30
Carson Terminal, 2149 Sepulveda Blvd, Carson, CA 90810												3	3
Carson Refinery, 2350 E 223rd St, Carson, CA 90749												86	86
Valero at Shell, 20945 S Wilmington Ave, Carson, CA 90746												32	32
Total 2016 Inspections (Non-compliant)	0	0	20	0	0	0	0	20	0	0	0	246	286 (0)
Year: 2017													
1500 LONG BEACH BLVD (GARDEN HOME), LONG BEACH, CA 90808							1 (1)						1
Carson St and Normandie Ave, Torrance, CA 90501							2 (2)						2
Wilmington Refinery, 1660 W Anaheim St, Wilmington, CA 90744												8	8
Port of LA, 2200 John S Gibson Blvd, San Pedro, CA 90731												12	12
Mormon Island, Berth 168, Wilmington, CA 90744												24 (14)	24
Speedy Fuels Station, 710 E D St, Wilmington, CA 90744												1	1

Appendix 4-284

Wilmington Refinery, 2402 E Anaheim St, Wilmington, CA 90744											6	6
Petro Diamond Inc., 1920 Lugger Way, Long Beach, CA 90813											34	34
Wilmington Refinery, 2201 E Pacific Coast Highway, Wilmington, CA 90744											39	39
Carson Terminal, 2000 E Sepulveda Blvd, Carson, CA 90810											40	40
Carson Refinery, 2350 E 223rd St, Carson, CA 90749											76	76
Valero at Shell, 20945 S Wilmington Ave, Carson, CA 90746											50 (1)	50 (1)
Total 2017 Inspections (Non-compliant)	0	0	0	0	0	3 (3)	0	0	0	0	290 (15)	293 (18)
Year: 2018												
20100 N ALAMEDA ST ROAMNG, COMPTON, CA 90222						1						1
LA Harbor Terminal 1900 Wilmington, San Pedro, CA 90733											12	12
Mormon Island Berth 167-169, Wilmington, CA 90744											27	27
Long Beach Terminal 1920 Lugger Way, Long Beach, CA 90813											13	13
Wilmington Refinery 2402 E Anaheim St, Wilmington, CA 90744											3	3

Appendix 4-285

Wilmington Refinery 2201 E Pacific Coast Highway, Wilmington, CA 90744											14	14
Carson Terminal 2000 E Sepulveda Blvd, Carson, CA 90810											22	22
Carson Refinery 2350 E 223rd St, Carson, CA 90749											91 (1)	91 (1)
Carson Terminal 20945 S Wilmington Ave, Carson, CA 90746											26	26
Total 2016 - 2018 Inspections (Non-compliant)			20			4 (3)	20	0	0	0	744 (16)	788 (19)

*(Non-compliant vehicles, units, samples are in parentheses); HDVIP = Heavy-duty Vehicle Inspection Program; DEF = Diesel Emissions Fluid; ECL = Emissions Control Label; SO/T = Smoke Opacity/Tampering; TRU = Transportation Refrigeration Unit; STB = Statewide Truck and Bus; SWCV = Solid Waste Collection Vehicle.

CARB Marine Enforcement History

Type	Cargo Handling Equipment	Commercial Harbor Craft	Ocean Going Vessels	Shore Power	Total
Total 2016 - 2018 Inspections	28	78	2712	74	2892
Total 2016 - 2018 Non-compliant units	0	12	38	0	50
Total 2016 - 2018 Pending cases	28	8	0	2	38

List of Marine Inspections Conducted

Type/Location*	Cargo Handling Equipment	Commercial Harbor Craft	Ocean Going Vessel	Shore Power	Total
2018 Inspections/POLB	1	0	250	0	251
2018 Non-compliant/POLB	0	0	2	0	2
2018 Pending/POLB	1	0	0	0	1

2017 Inspections/POLB	5	7	165	2	179
2017 Non-compliant/POLB	0	0	4	0	4
2017 Pending/POLB	5	0	0	0	5
2016 Inspections/POLB	0	0	421	2	423
2016 Non-compliant/POLB	0	0	3	0	3
2016 Pending/POLB	0	0	0	0	0
2015 Inspections/POLB	0	0	425	2	427
2015 Non-compliant/POLB	0	0	7	1	8
2015 Pending/POLB	0	0	0	0	0
2017 Inspections/UP	1	0	0	0	1
2017 Non-compliant/UP	0	0	0	0	0
2017 Pending/UP	1	0	0	0	1
2017 Inspections/Keep on Trucking	1	0	0	0	1
2017 Non-compliant/Keep on Trucking	0	0	0	0	0
2017 Pending/Keep on Trucking	1	0	0	0	1
2015 Inspections/POLB/POLA	0	0	0	14	14
2015 Non-compliant/POLB/POLA	0	0	0	0	0
2015 Pending/POLB/POLA	0	0	0	0	0
2017 Inspections/POLB/POLA	0	2	0	13	15

Appendix 4-287

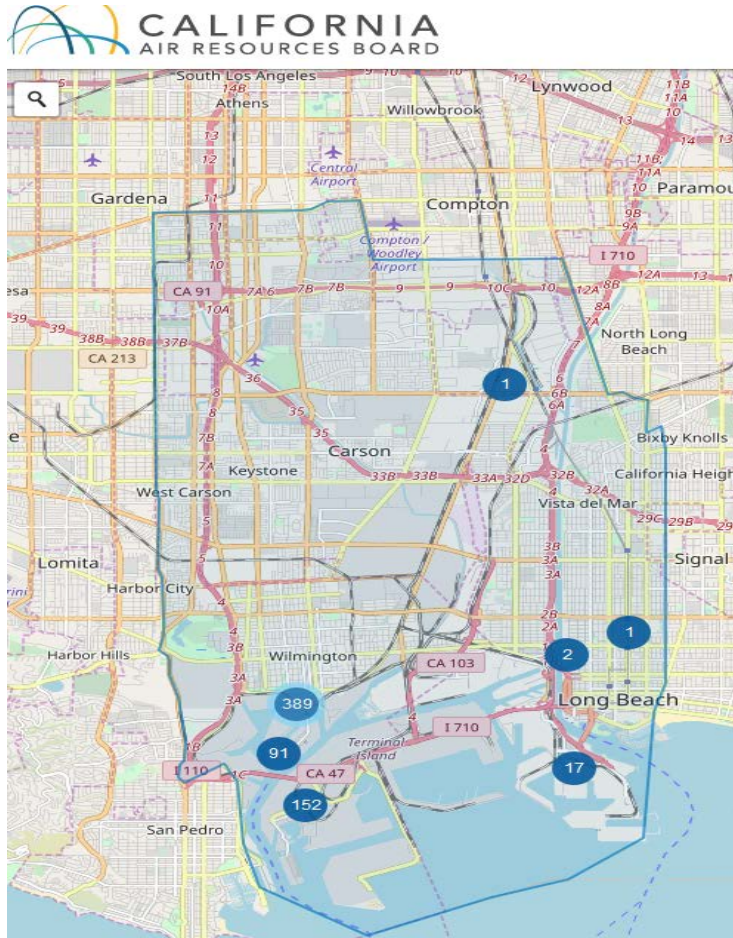
2017 Non-compliant/POLB/POLA	0	0	0	0	0
2017 Pending/POLB/POLA	0	0	0	1	1
2016 Inspections/POLB/POLA	0	0		11	11
2016 Non-compliant /POLB/POLA	0	0		0	0
2016 Pending/POLB/POLA	0	0		0	0
2015 Inspections/POLA	0	0	304	3	307
2015 Non-compliant /POLA	0	0	15	0	15
2015 Pending/POLA	0	0	0	0	0
2018 Inspections/POLA	0	0	107	0	107
2018 Non-compliant /POLA	0	0	1	0	1
2017 Inspections/POLA	6	30	94	4	134
2017 Non-compliant /POLA	0	6	6	0	12
2017 Pending/POLA	6	4	0	0	10
2016 Inspections/POLA	0	0	319	5	324
2016 Non-compliant /POLA	0	0	3	0	3
2016 Pending/POLA	0	0	0	0	0
Total 2015 Inspections (All locations)	0	0	729	19	748
Total 2015 Non-compliant (All locations)	0	0	22	1	23

Total 2015 Pending Cases (All locations)	0	0	0	0	0
Total 2016 Inspections (All locations)	0	0	740	18	758
Total 2016 Non-compliant (All locations)	0	0	6	0	6
Total 2016 Pending Cases (All locations)	0	0	0	0	0
Total 2017 Inspections (All locations)	13	39	259	19	330
Total 2017 Non-compliant (All locations)	0	6	10	0	16
Total 2017 Pending Cases (All locations)	13	4	0	1	18
Total 2018 Inspections (All locations)	1	0	357	0	358
Total 2018 Non-compliant (All locations)	0	0	3	0	3
Total 2018 Pending Cases (All locations)	1	0	0	0	1
Total 2015 - 2018 Inspections (All locations)	14	39	2085	56	2194
Total 2015 - 2018 Non-compliant (All locations)	0	6	41	1	48
Total 2015 - 2018 Pending Cases (All locations)	14	4	0	1	19

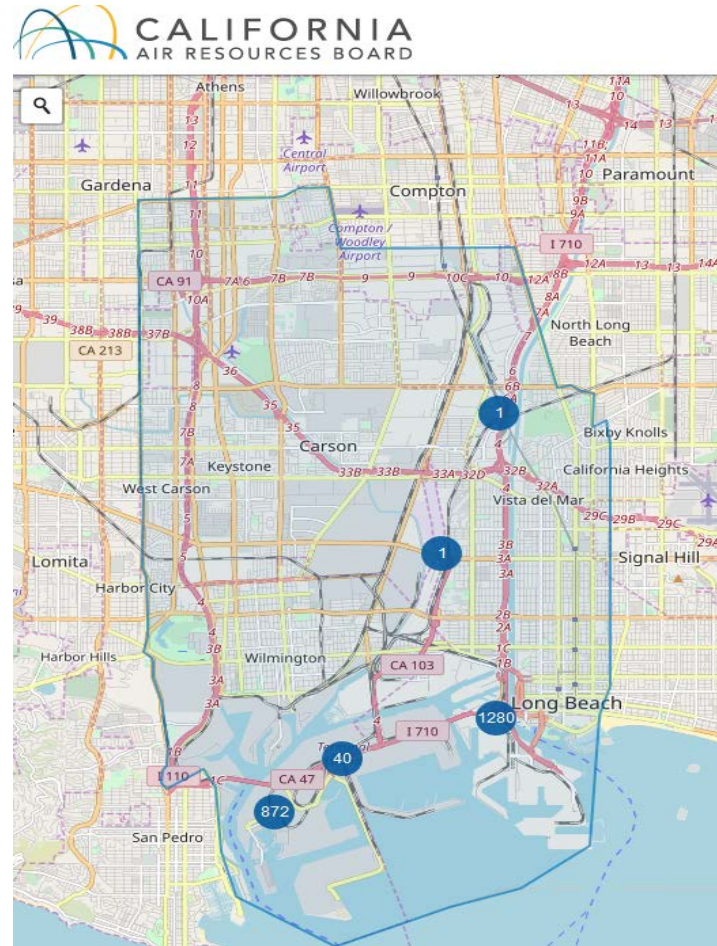
Appendix 4-289

*POLB = Port of Long Beach, 201 Pico Av., LB 90802; UP = Union Pacific Intermodal Container Transfer Facility, 2401 East Sepulveda Blvd, Long Beach, CA 90810; Keep on Trucking = 3025 E. Dominguez St., Carson 90810; POLB/POLA = Port of Long Beach/Port of Los Angeles, 390 Navy Way, San Pedro, CA 90731; POLA = Port of Los Angeles, 389 Terminal Way, San Pedro, CA 90731

2018 Enforcement Activities Map



Diesel vehicle activity 2015 – 2018



Port activity 2015 -2018

CARB Visualization Tool - <https://webmaps.arb.ca.gov/edvs/>; June 2019

CARB Supplemental Environmental Project Process

During the settlement process, violators have the opportunity to allocate up to 50% of their penalties to a supplemental environmental project (SEP). Community-proposed projects are funded by the violators to help improve public health, reduce pollution, increase environmental compliance and bring public awareness to air pollution issues. Additional SEPS are possible in the WCWL community through the proposal process.

Proposals of projects that meet the following four requirements: reducing direct/indirect air emissions or exposure to air pollution, relates to the violation, does not benefit the violator, and goes above and beyond regulatory requirements can be submitted for consideration for future settlements through the SEP proposal form (<https://calepa.ca.gov/sep-proposal-form>). Six SEPs have been funded in South Coast AQMD's jurisdiction including paid environmental education internships, planting trees, writing articles to inform community about air pollution and resources, conducting research (e.g., air monitoring, truck traffic survey), and school air quality education programs and filtration systems.

Further Information on Technology Used for Compliance Investigations

Toxic Vapor Analyzer

Toxic Vapor Analyzers (TVA): Using a Flame Ionization Detector (FID) or Photoionization Detector (PID), this instrument is capable of detecting a wide variety of organic and inorganic compounds. The unit must be calibrated to identify specific compounds. Any day that the instrument is used for conducting compliance inspections, a trained inspector calibrates the equipment to a set calibration standard depending on the inspection type. For example, in an oil and gas process leak inspection to identify VOCs, a 3-Point Methane Calibration Curve is used.

This instrument displays concentrations of the gas it is calibrated to in parts per million (ppm), also known as the number of molecules of that gas per one million molecules of air. Inspectors can use TVAs to identify organic and inorganic vapors according to a standard set by the U.S. Environmental Protection Agency (U.S. EPA) Method 21 – Determination of Volatile Organic Compound Leaks.^{vi} This document from U.S. EPA sets the standard for the specifications and performance criteria of the instrument, as well as the process of identifying a leak.

Infrared Cameras

Infrared Cameras: Using infrared cameras equipped with Optical Gas Imaging (OGI) technology, inspectors can detect hydrocarbon leaks at a variety of facilities, including those in the oil and gas industry. The device uses a non-contact technology which identifies the infrared energy (heat) of a specific gas and converts it into an electronic signal. This signal is processed into an image, giving inspectors the ability to view emissions that would otherwise be invisible to the naked eye.

^{vi} <https://www.epa.gov/emc/method-21-volatile-organic-compound-leaks>

Infrared OGI cameras enables inspectors to scan areas for emissions and quickly gain an overall representation for any large leaks there may be at a facility. The technology generally used by OCE is specifically calibrated to methane, enabling users to visibly identify VOC leaks. Inspectors can follow up with a TVA to quantify the leak. Inspectors who use this equipment have training through a multi-day course to understand the technology, uses, and limitations.

XRF

X-Ray Fluorescence (XRF): A handheld instrument which uses a non-destructive method to determine the chemistry of a sample. The device sends an x-ray to the sample that displaces the electrons, causing a release of energy. The energy released is measured by the special detector to analyze the chemistry of the sample. Inspectors can scan surfaces for the presence of toxic metals to identify sources of contamination and fugitive emissions.

H₂S Analyzer

H₂S Analyzers (Jerome Meters): A handheld instrument that can detect hydrogen sulfide in the air. This device takes in a small sample of air and provides a reading on the amount of H₂S within a few seconds, down to levels in the parts per billion (ppb) range. This instrument serves as a safety tool for inspectors conducting an inspection in an area with potential H₂S and can be used to identify a potential source of rotten egg type odors.

[CARB Statewide Truck and Bus Regulation](#)

CARB is achieving compliance with the Statewide Truck and Bus Regulation (STB), section 2025 of Title 13, California Code of Regulations (CCR) by 2023 via a streamlined auditing process. STB requires diesel trucks with a Gross Vehicle Weight Rating (GVWR) greater than 14,000 pounds that operate in California to install diesel particulate filters or replace older engines with cleaner engine technology on a phased-in schedule based on the model year of the engine and GVWR. CARB staff process data from vehicle registration, compliance reporting, and inspection databases to identify potentially non-compliant fleets and prioritize them for enforcement action.

In April 2017, the Governor signed Senate Bill 1 (SB1) into law which included a provision that, beginning in 2020, a vehicle must demonstrate compliance with the STB regulation before it can be registered with the Department of Motor Vehicles (DMV). Beginning in 2020, the DMV, in conjunction with data provided by CARB, will deny vehicle registration to non-compliant heavy-duty diesel vehicles (HDDV) based on the model year of the HDDV, so that by the end of 2023, 100% compliance will be achieved for the truck and bus rule.

[Summary](#)

Both South Coast AQMD and CARB are committed to working closely with the CSC to identify and investigate area quality issues in the community. For the mobile sources regulated by CARB, this will include actively enhancing enforcement activities through a combination of improved complaint

reporting, more focused inspections, and report-back meetings to update the CSC on the status of inspections and to obtain additional areas of mobile source concern. CARB plans to have, at a minimum, annual meetings with the CSC in order to prioritize strategies and identify possible locations where non-compliant vehicles are present. CARB will report-back to the community with the number of inspections performed and the number of citations and/or Notices of Violations (NOVs) issued. Further information about CARB's and South Coast AQMD's commitments can be found in Chapter 5.

THIS PAGE IS INTENTIONALLY LEFT BLANK

APPENDIX 5B:

REFINERIES

THIS PAGE IS INTENTIONALLY LEFT BLANK

Appendix 5b: Refineries

Rules and Regulations Applicable to Refineries and Related Facilities

Petroleum refineries, sulfur recovery plants, and hydrogen production plants are subject to rules adopted by the South Coast AQMD and regulations adopted by the U.S. EPA. The South Coast AQMD rules and U.S. EPA regulations listed below, primarily address refinery equipment and related operations. Administrative rules for permitting exemptions, New Source Review for new and modified sources for criteria pollutants or toxics, and source-specific rules regulating toxic air contaminants are not included. A complete list of South Coast AQMD rules are available at: <http://www.aqmd.gov/home/rules-compliance/rules/scaqmd-rule-book>. The U.S. EPA regulations are available at: https://www.ecfr.gov/cgi-bin/text-idx?gp=&SID=0bd285c07143d1e24bc9b1c58799fd33&mc=true&tpl=/ecfrbrowse/Title40/40tab_02.tpl.

South Coast AQMD Rules

Rule Number	Rule Title	Date of Adoption or Last Amendment	Rule Language
463	Organic Liquid Storage	November 4, 2011	http://www.aqmd.gov/docs/default-source/rule-book/rule-iv/rule-463.pdf
1105 ⁱ	Fluid Catalytic Cracking Units - Oxides of Sulfur	September 1, 1984	http://www.aqmd.gov/docs/default-source/rule-book/reg-xi/rule-1105-fluid-catalytic-cracking-units---oxides-of-sulfur.pdf
1105.1	Reduction of PM10 and Ammonia Emissions from Fluid Catalytic Cracking Units	November 3, 2003	http://www.aqmd.gov/docs/default-source/rule-book/reg-xi/rule-1105-1.pdf
1109 ⁱ	Emissions of Oxides of Nitrogen from Boilers and Process Heaters in Petroleum Refineries	August 5, 1988	http://www.aqmd.gov/docs/default-source/rule-book/reg-xi/rule-1109.pdf

Rule Number	Rule Title	Date of Adoption or Last Amendment	Rule Language
1114	Petroleum Refinery Coking Operations	May 3, 2013	http://www.aqmd.gov/docs/default-source/rule-book/reg-xi/rule-1114.pdf
1118	Control of Emissions from Refinery Flares	July 7, 2017	http://www.aqmd.gov/docs/default-source/rule-book/reg-xi/rule-1118.pdf
1119 ⁱ	Petroleum Coke Calcining Operations - Oxides of Sulfur	March 2, 1979	http://www.aqmd.gov/docs/default-source/rule-book/reg-xi/rule-1119.pdf
1123	Refinery Process Turnarounds	December 7, 1990	http://www.aqmd.gov/docs/default-source/rule-book/reg-xi/rule-1123.pdf
1149	Storage Tank and Pipeline Cleaning and Degassing	May 2, 2008	http://www.aqmd.gov/docs/default-source/rule-book/reg-xi/rule-1149.pdf
1173	Control of Volatile Organic Compound Leaks and Releases from Components at Petroleum Facilities and Chemical Plants	February 6, 2009	http://www.aqmd.gov/docs/default-source/rule-book/reg-xi/rule-1173.pdf
1176	VOC Emissions from Wastewater Systems	September 13, 1996	http://www.aqmd.gov/docs/default-source/rule-book/reg-xi/rule-1176.pdf
1178	Further Reductions of VOC Emissions from Storage Tanks at Petroleum Facilities	April 6, 2018	http://www.aqmd.gov/docs/default-source/rule-book/reg-xi/rule-1178.pdf

ⁱ Facilities operating under the provisions of the RECLAIM program are required to comply concurrently with all provisions of South Coast AQMD rules, except those provisions applicable to NOx emissions under the rules listed in Table 1 of Rule 2001 – Applicability adopted or amended prior to October 5, 2018, and those provisions applicable respectively to SOx emissions of the listed South Coast AQMD rules in Table 2 of Rule 2001 which have initial implementation dates in 1994.

Rule Number	Rule Title	Date of Adoption or Last Amendment	Rule Language
1180	Refinery Fenceline and Community Air Monitoring	December 1, 2017	http://www.aqmd.gov/docs/default-source/rule-book/reg-xi/r1180.pdf
1189	Emission from Hydrogen Plant Process Vents	January 21, 2000	http://www.aqmd.gov/docs/default-source/rule-book/reg-xi/rule-1189.pdf
2000 – 2020	Regional Clean Air Incentives Market (RECLAIM)	Varies	http://www.aqmd.gov/home/rules-compliance/rules/scaqmd-rule-book/regulation-xx
3000 – 3008	Title V Permits	Varies	http://www.aqmd.gov/home/rules-compliance/rules/scaqmd-rule-book/regulation-xxx

U.S. EPA Regulations

Regulation Number	Regulation Title	Regulation Language
Title 40 Code of Federal Regulations, Part 60	Standards of Performance for New Stationary Sources	https://www.ecfr.gov/cgi-bin/text-idx?tpl=/ecfrbrowse/Title40/40cfr60_main_02.tpl
Title 40 Code of Federal Regulations, Part 61	National Emission Standards for Hazardous Air Pollutants	https://www.ecfr.gov/cgi-bin/text-idx?SID=b7047ecc29ae267d320cbdb1a8210779&mc=true&node=pt40.10.61&rgn=div5
Title 40 Code of Federal Regulations, Part 63	National Emission Standards for Hazardous Air Pollutants for Source Categories	https://www.ecfr.gov/cgi-bin/text-idx?SID=e4a79356e89faea0e6812c9ed789eea&mc=true&node=pt40.16.63&rgn=div5
Title 40 Code of Federal Regulations, Part 68	Chemical Accident Prevention Provisions	https://ecfr.io/Title-40/pt40.17.68
Title 40 Code of Federal Regulations, Part 112	Oil Pollution Prevention	https://ecfr.io/Title-40/pt40.24.112

Inventory of Boilers and Heaters at Petroleum Refineries

Boilers and heaters are commonly used in petroleum refineries to heat crude oil during the distillation process and for other processes. The table below provides a list of boiler and heater units at petroleum refineries in the Wilmington, Carson, West Long Beach Community. The table specifies the type of units (equipment category), unit size based on rated heating value (MMBTU/hr), source of fuel (refinery or natural gas), whether the emissions from each unit are monitored using a continuous emissions monitoring system (CEMS), the annual emissions from each unit (year 2016 NOx and PM emissions in pounds per year), the type of emission controls on each unit (ultra-low NOx burners, Low NOx burners, and/or Selective Catalytic Reduction), and whether the unit is subject to BARCT.

Facility	Equipment Specifications and Emissions						NOx Control		BARCT Assessment	
Facility Name	Application Number	Equipment Category	Size (MMBTU/hr)	CEMS (Y/N)	Primary Fuel Type	Compliance Year 2016 Emissions (lbs/year)		Ultra-Low/Low NOx Burners	Selective Catalytic Reduction (SCR)	Subject to BARCT
						NOx	PM			
TESORO REFINING & MARKETING CO, LLC	552867	Boiler/Heater	550	Y	RG	112,212	23,116	Y	N	Y
	552796	Boiler/Heater	150	Y	RG	30,233	1,466	Y	N	Y
	552804	Boiler/Heater	130	Y	RG	32,299	1,961	Y	N	Y
	552799	Boiler/Heater	100	Y	RG	20,876	2,902	Y	N	Y
	552828	Boiler/Heater	300	Y	NG	17,983	1,906	Y	Y	Y
	552833	Boiler/Heater	120	Y	RG	27,827	1,586	Y	N	Y
	552937	Boiler/Heater	130	Y	RG	38,415	2,955	Y	N	Y
	552896	Boiler/Heater	130	Y	RG	35,378	2,000	Y	N	Y
	552891	Boiler/Heater	130	Y	RG	32,353	2,616	Y	N	Y

Appendix 5b-4

Facility	Equipment Specifications and Emissions							NOx Control		BARCT Assessment
Facility Name	Application Number	Equipment Category	Size (MMBTU/hr)	CEMS (Y/N)	Primary Fuel Type	Compliance Year 2016 Emissions (lbs/year)		Ultra-Low/Low NOx Burners	Selective Catalytic Reduction (SCR)	Subject to BARCT
						NOx	PM			
TESORO REFINING & MARKETING CO, LLC	552962	Boiler/Heater	255	Y	RG	37,232	3,718	Y	N	Y
	552797	Boiler/Heater	310	Y	RG	59,137	13,931	Y	N	Y
	552802	Boiler/Heater	171	Y	RG			N	N	Y
	552806	Boiler/Heater	39	N	RG	9,327	1,014	Y	N	Y
	552959	Boiler/Heater	52	Y	RG	10,655	768	Y	N	Y
	552965	Boiler/Heater	39	N	RG	8,892	916	Y	N	Y
	552922	Boiler/Heater	24	N	RG	6,350	223	Y	N	Y
	552930	Boiler/Heater	10	N	RG	2,739	316	Y	N	Y
	552926	Boiler/Heater	11	N	RG	2,263	150	Y	N	Y
	552943	Boiler/Heater	52	Y	RG	4,576	2,275	Y	N	Y
	552936	Boiler/Heater	82	Y	RG	8,911	3,630	Y	N	Y
	552919	Boiler/Heater	80	Y	RG	23,638	950	Y	N	Y
	552934	Boiler/Heater	22	N	RG	4,984	386	Y	N	Y
	552939	Boiler/Heater	12.5	N	NG	2,586	74	Y	N	Y

Appendix 5b-5

Facility	Equipment Specifications and Emissions							NOx Control		BARCT Assessment
Facility Name	Application Number	Equipment Category	Size (MMBTU/hr)	CEMS (Y/N)	Primary Fuel Type	Compliance Year 2016 Emissions (lbs/year)		Ultra-Low/Low NOx Burners	Selective Catalytic Reduction (SCR)	Subject to BARCT
						NOx	PM			
TESORO REFINING & MARKETING CO, LLC	552815	Boiler/Heater	650	Y	RMG	88,596	8,320	Y	Y	Y
	552818	Boiler/Heater	427	Y	NG/PG	23,464	2,460	Y	Y	Y
	553164	Boiler/Heater	39	N	RG	7,954	809	Y	N	Y
	552899	Boiler/Heater	39	N	RG	6,222	979	Y	N	Y
	552925	Boiler/Heater	39	N	RG	6,605	1,795	Y	N	Y
	552940	Boiler/Heater	39	N	RG	5,696	351	Y	N	Y
	552945	Boiler/Heater	173	Y	RG	53,117	11,223	Y	N	Y
	469279	Boiler/Heater	45	Y	RG	19,228	1,598	Y	N	Y
	469913	Boiler/Heater	69	Y	RG	76,781	2,872	N	N	Y
	469917	Boiler/Heater	48.6	Y	RG	17,419	1,385	Y	N	Y
	469919	Boiler/Heater	203.8	Y	RG	22,295	1,332		N	Y
	469929	Boiler/Heater	63.2	Y	RG	2,471	1,701	Y	Y	Y
	469990	Boiler/Heater	145.97	Y	RG	13,814	23,852		Y	Y
	469992	Boiler/Heater	139.5	Y	RG	5,319		Y	N	Y

Appendix 5b-6

Facility	Equipment Specifications and Emissions							NOx Control		BARCT Assessment
Facility Name	Application Number	Equipment Category	Size (MMBTU/hr)	CEMS (Y/N)	Primary Fuel Type	Compliance Year 2016 Emissions (lbs/year)		Ultra-Low/Low NOx Burners	Selective Catalytic Reduction (SCR)	Subject to BARCT
						NOx	PM			
TESORO REFINING & MARKETING CO, LLC	469994	Boiler/Heater	47.6	Y	RG	5,113	2,527	Y	Y	Y
	469995	Boiler/Heater	23.5	N	RG	1,993		Y	N	Y
	469997	Boiler/Heater	47.6	Y	RG	4,459	2,000	Y	Y	Y
	469998	Boiler/Heater	71.4	Y	RG	8,691		Y	N	Y
	470000	Boiler/Heater	147	Y	RG	24,170	15,487	Y	Y	Y
	509444	Boiler/Heater	198.98	Y	RG	78,366	9,456	Y	N	Y
	509460	Boiler/Heater	218.4	Y	RG	101,638	6,115	Y	N	Y
	469243	Boiler/Heater	252	Y	RG	45,198	94,610	Y	Y	Y
	469957	Boiler/Heater	81	Y	RG			N	N	Y
	469958	Boiler/Heater	76.8	Y	RG			N	N	Y
	469960	Boiler/Heater	60	Y	RG	14,429	2,869	Y	N	Y
	470285	Boiler/Heater	31.4	N	RG	3,250	16,363	Y	Y	Y
	470286	Boiler/Heater	31.4	N	RG	8,961		Y	N	Y
	469962	Boiler/Heater	55.8	Y	RG	4,169		Y	N	Y
469964	Boiler/Heater	36.1	N	RG	4,365		Y	N	Y	

Appendix 5b-7

Facility	Equipment Specifications and Emissions							NOx Control		BARCT Assessment
Facility Name	Application Number	Equipment Category	Size (MMBTU/hr)	CEMS (Y/N)	Primary Fuel Type	Compliance Year 2016 Emissions (lbs/year)		Ultra-Low/Low NOx Burners	Selective Catalytic Reduction (SCR)	Subject to BARCT
						NOx	PM			
TESORO REFINING & MARKETING CO, LLC	469970	Boiler/Heater	82.2	Y	RG	10,900	3,625	Y	Y	Y
	469974	Boiler/Heater	49.9	Y	RG	12,747		Y	N	Y
	469976	Boiler/Heater	28.5	N	RG	6,375		Y	N	Y
	469986	Boiler/Heater	35	N	RG	6,869	1,157	Y	N	Y
	509650	Boiler/Heater	69	Y	RG			Y	N	Y
	470234	Boiler/Heater	183.54	Y	RG	78,583	8,051	Y	N	Y
	470235	Boiler/Heater	183.54	Y	RG	70,754		Y	N	Y
	470240	Boiler/Heater	183.54	Y	RG	112,663	9,885	Y	N	Y
	470240	Boiler/Heater	183.54	Y	RG	129,763		Y	N	Y
PHILLIPS 66 CO/LOS ANGELES REFINERY	535219	Boiler/Heater	350	Y	RMG	142,663	21,550	N	N	Y
	535222	Boiler/Heater	153.6	Y	RMG	31,468	2,734	Y	N	Y
	535224	Boiler/Heater	153.6	Y	RMG	31,049	12,989	Y	N	Y
	535229	Boiler/Heater	175	Y	RMG	34,873	5,702	Y	N	Y
	535230	Boiler/Heater	175	Y	RMG	31,073	2,895	Y	N	Y

Appendix 5b-8

Facility	Equipment Specifications and Emissions							NOx Control		BARCT Assessment
Facility Name	Application Number	Equipment Category	Size (MMBTU/hr)	CEMS (Y/N)	Primary Fuel Type	Compliance Year 2016 Emissions (lbs/year)		Ultra-Low/Low NOx Burners	Selective Catalytic Reduction (SCR)	Subject to BARCT
						NOx	PM			
PHILLIPS 66 CO/LOS ANGELES REFINERY	535238	Boiler/Heater	70	Y	RMG	34,525	2,495	N	N	Y
	535241	Boiler/Heater	22	N	NG	3,808	104	N	N	Y
	535242	Boiler/Heater	340	Y	RMG	177,253	12,605	Y	N	Y
	535487	Boiler/Heater	352	Y	RMG	31,656	25,842	Y	Y	Y
	535488	Boiler/Heater	352	Y	RMG	190,640	7,490	Y	N	Y
PHILLIPS 66 CO/LA REFINERY WILMINGTON PL	535181	Boiler/Heater	27	N	RMG	2,280	331	Y	N	Y
	535182	Boiler/Heater	60.2	Y	RMG	46,744	1,270		N	Y
	535183	Boiler/Heater	35	N	RMG	4,600	660	Y	N	Y
	535184	Boiler/Heater	17	N	RMG	4,260	615	Y	N	Y
	535188	Boiler/Heater	41.3	Y	NG	588	2,947	Y	Y	Y
	535186	Boiler/Heater	76	Y	RMG	17,876	662	Y	N	Y
	535187	Boiler/Heater	27	N	RMG	3,928	511	Y	N	Y
	535302	Boiler/Heater	350	Y	RMG	14,611	8,760	Y	Y	Y
	535303	Boiler/Heater	460	Y	RMG	11,938	2,105	Y	Y	Y

Appendix 5b-9

Facility	Equipment Specifications and Emissions							NOx Control		BARCT Assessment
Facility Name	Application Number	Equipment Category	Size (MMBTU/hr)	CEMS (Y/N)	Primary Fuel Type	Compliance Year 2016 Emissions (lbs/year)		Ultra-Low/Low NOx Burners	Selective Catalytic Reduction (SCR)	Subject to BARCT
						NOx	PM			
PHILLIPS 66 CO/LA REFINERY WILMINGTON PL	535306	Boiler/Heater	39	N	RMG	6,816	986	Y	N	Y
	535307	Boiler/Heater	17	N	RMG	2,068	299	Y	N	Y
	535308	Boiler/Heater	37	N	RMG	7,474	1,064	Y	N	Y
	535309	Boiler/Heater	135	Y	RMG	45,005	3,399	Y	N	Y
	535592	Boiler/Heater	142	Y	RMG	60,489	2,549	N	N	Y
	562111	Boiler/Heater	304	Y	RMG	24,376	7,057	Y	Y	Y
	535594	Boiler/Heater	179	Y	RMG	72,018	2,215	N	N	Y
	535595	Boiler/Heater	250	Y	RMG	119,470	6,860	N	N	Y
	535189	Boiler/Heater	38	N	RMG	7,076	1,027	Y	N	Y
	535190	Boiler/Heater	30	N	RMG	6,245	906	Y	N	Y
	535194	Boiler/Heater	116	Y	RMG	26,790	2,654	Y	N	Y
	535195	Boiler/Heater	68	Y	RMG	23,617	2,654	Y	N	Y
	535196	Boiler/Heater	71	Y	RMG	6,120	2,654	Y	N	Y
	535197	Boiler/Heater	56	Y	RMG	6,157	2,654	Y	N	Y

Appendix 5b-10

Facility	Equipment Specifications and Emissions							NOx Control		BARCT Assessment
Facility Name	Application Number	Equipment Category	Size (MMBTU/hr)	CEMS (Y/N)	Primary Fuel Type	Compliance Year 2016 Emissions (lbs/year)		Ultra-Low/Low NOx Burners	Selective Catalytic Reduction (SCR)	Subject to BARCT
						NOx	PM			
PHILLIPS 66 CO/LA REFINERY WILMINGTON PL	535198	Boiler/Heater	19	N	RMG	640	120	Y	N	Y
	535200	Boiler/Heater	110	Y	RMG	41,708	2,533	Y	N	Y
	535201	Boiler/Heater	100	Y	RMG	22,556	1,728	Y	N	Y
	535202	Boiler/Heater	70	Y	RMG	5,612	1,071	Y	N	Y
	535203	Boiler/Heater	42	Y	RMG	3,678	803	Y	N	Y
	535204	Boiler/Heater	24	N	RMG	2,152	450	Y	N	Y
	535206	Boiler/Heater	31	N	RMG	5,558	801	Y	N	Y
	535311	Boiler/Heater	28.5	N	RMG	6421	482	Y	N	Y
	582369	Boiler/Heater	73.6	Y	RMG	20701	2086	Y	N	Y
	535316	Boiler/Heater	15	N	NG	104	6	Y	N	Y
	535209	Boiler/Heater	14	N	RMG	2,635	372	Y	N	Y
	177999	Boiler/Heater	36	N	RMG	34,120	NA	Y	N	Y
ULTRAMAR INC. (VALERO)	598858	Boiler/Heater	68	Y	RMG	16,590	NA	Y	N	Y
	220601	Boiler/Heater	26.4	N	RMG	6,076	NA	Y	N	Y

Appendix 5b-11

Facility	Equipment Specifications and Emissions							NOx Control		BARCT Assessment
Facility Name	Application Number	Equipment Category	Size (MMBTU/hr)	CEMS (Y/N)	Primary Fuel Type	Compliance Year 2016 Emissions (lbs/year)		Ultra-Low/Low NOx Burners	Selective Catalytic Reduction (SCR)	Subject to BARCT
						NOx	PM			
ULTRAMAR INC. (VALERO)	220600	Boiler/Heater	29.7	N	RMG	6,028	NA	Y	N	Y
	598859	Boiler/Heater	110	Y	RMG	12,409	NA	Y	Y	Y
	447454	Boiler/Heater	30	N	RMG	2,411	NA	Y	Y	Y
	598860	Boiler/Heater	200	Y	RMG	18,321	NA	Y	Y	Y
	220593	Boiler/Heater	29.7	N	RMG	8,580	NA	Y	N	Y
	598861	Boiler/Heater	258	Y	RMG	63,506	NA	Y	N	Y
	598862	Boiler/Heater	57	Y	RMG	12,513	NA	Y	N	Y
	527886	Boiler/Heater	39	N	RMG	-	NA	Y	N	Y
	598863	Boiler/Heater	127.8	Y	RMG	4,903	NA	N	Y	Y
	598864	Boiler/Heater	245	Y	RMG	16,919	NA	Y	Y	Y
	598853	Boiler/Heater	159.2	Y	RMG	37,309	NA	Y	N	Y
	598854	Boiler/Heater	136	Y	RMG	26,885	NA	Y	N	Y
	530463	Boiler/Heater	49	Y	RMG	16,139	NA	Y	N	Y
	224454	Boiler/Heater	20	N	RMG	5,756	NA	Y	N	Y

Appendix 5b-12

Facility	Equipment Specifications and Emissions							NOx Control		BARCT Assessment
Facility Name	Application Number	Equipment Category	Size (MMBTU/hr)	CEMS (Y/N)	Primary Fuel Type	Compliance Year 2016 Emissions (lbs/year)		Ultra-Low/Low NOx Burners	Selective Catalytic Reduction (SCR)	Subject to BARCT
						NOx	PM			
ULTRAMAR INC. (VALERO)	598856	Boiler/Heater	144	Y	RMG	16,760	NA	Y	Y	Y
	598857	Boiler/Heater	95	Y	RMG	19,276	NA	Y	N	Y
VALERO WILMINGTON ASPHALT PLANT	467281	Boiler/Heater	19.3	N	NG	4,319	1,699	Y	N	Y
	388921	Boiler/Heater	15.4	N	NG	35	605	Y	N	Y
	467283	Boiler/Heater	14.65	N	NG	3,342	208	Y	N	Y
	467284	Boiler/Heater	14.65	N	NG	3,342	124	Y	N	Y
AIR PROD & CHEM INC	491306	Boiler/Heater	764	Y	PG	29,172	13,708	Y	Y	Y
AIR PRODUCTS AND CHEMICALS, INC.	310075	Boiler/Heater	785	Y	PG	63,215	34,811	Y	Y	Y
Eco Services Operation Corp.	585633	Boiler/Heater	150	Y	NG	46411.75	7556.03	Y	N	Y
	585633	Boiler/Heater	50	Y	NG	908.79	52.43	N	N	Y
	585626	Boiler/Heater	49	Y	NG	388.2	62.64	N	N	Y

2017 Criteria Pollutants and Toxic Air Contaminants

The criteria pollutant and toxic air contaminant emissions from each refinery in the Wilmington, Carson, West Long Beach Community are provided in the table below. The emissions are based on year 2017 Annual Emission Reporting (AER) data. This emissions data is used for updates the South Coast AQMD’s emissions inventory. Additional information about the South Coast AQMD AER program is available at: <https://www.aqmd.gov/home/rules-compliance/compliance/annual-emission-reporting>.

Facility ID	3417	101656	180908	171107	171109	151798	174655	800436	174591	800026	800393
	AIR PROD & CHEM INC	AIR PRODUCTS AND CHEMICALS, INC.	ECO SERVICES OPERATIONS CORP.	PHILLIPS 66 CO/LA REFINERY WILMINGTON PL	PHILLIPS 66 COMPANY/LOS ANGELES REFINERY	TESORO REFINING AND MARKETING CO, LLC	TESORO REFINING & MARKETING CO, LLC	TESORO REFINING AND MARKETING CO, LLC	TESORO REF & MKTG CO LLC,CALCINER	ULTRAMAR INC (VALERO)	VALERO WILMINGTON ASPHALT PLANT
	CARSON	WILMINGTON	CARSON	WILMINGTON	CARSON	CARSON	CARSON	WILMINGTON	WILMINGTON	WILMINGTON	WILMINGTON
Criteria Pollutants (tons/year)											
CO	11.28	6.45	43.98	256.69	143.26	166.32	299.96	185.28	12.82	144.91	8.01
NOx	19.18	22.65	26.99	471.20	391.48	53.93	661.29	749.47	260.99	278.23	6.76
PM	5.06	1.84	6.69	174.11	67.28	32.98	341.39	222.42	55.49	84.72	0.93
SOx	0.24	1.81	14.23	109.21	240.81	7.01	339.66	175.39	375.55	125.21	0.20
VOC	7.23	6.20	0.03	250.66	93.15	29.36	494.22	261.54	2.12	162.44	13.71
Toxic Air Contaminant (lb/year)											
Ammonia	15,572.44	23,949.96	145.68	95,863.04	2,586.36	4,141.42	339,183.29	54,651.09	1,227.86	71,624.62	735.54
Asbestos	N/R	N/R	N/R	0.17	0.05	N/R	0.05	0.03	N/R	N/R	N/R
Benzene	23.03	25.39	0.46	579.41	728.10	35.31	1,245.21	2,461.65	0.07	837.76	97.25
Beryllium	N/R	N/R	N/R	2.04	1.99	0.07	0.53	3.39	0.00	0.14	0.00
Butadiene [1,3]	N/R	0.05	N/R	225.01	69.64	3.39	34.17	50.09	0.00	391.60	0.25
Cadmium	N/R	0.00	N/R	8.35	9.49	0.34	6.29	18.65	20.76	0.95	0.00
Carbon tetrachloride	N/R	N/R	N/R	3.35	N/R	N/R	0.24	0.00	N/R	N/R	0.02

Facility ID	3417	101656	180908	171107	171109	151798	174655	800436	174591	800026	800393
	AIR PROD & CHEM INC	AIR PRODUCTS AND CHEMICALS, INC.	ECO SERVICES OPERATIONS CORP.	PHILLIPS 66 CO/LA REFINERY WILMINGTON PL	PHILLIPS 66 COMPANY/LOS ANGELES REFINERY	TESORO REFINING AND MARKETING CO, LLC	TESORO REFINING & MARKETING CO, LLC	TESORO REFINING AND MARKETING CO, LLC	TESORO REF & MKTG CO LLC,CALCINER	ULTRAMAR INC (VALERO)	VALERO WILMINGTON ASPHALT PLANT
	CARSON	WILMINGTON	CARSON	WILMINGTON	CARSON	CARSON	CARSON	WILMINGTON	WILMINGTON	WILMINGTON	WILMINGTON
Chlorinated dioxins and dibenzofurans	N/R	N/R	N/R	0.00	N/R	N/R	0.00	0.00	0.00	N/R	N/R
Ethylene dibromide {1,2-Dibromoethane}	N/R	N/R	N/R	1.29	N/R	N/R	0.29	0.66	N/R	N/R	0.02
Ethylene dichloride {1,2-Dichloroethane}	N/R	N/R	N/R	N/R	N/R	N/R	0.16	0.69	N/R	N/R	0.01
Formaldehyde	50.42	54.09	3.13	2,065.11	368.36	440.24	8,168.81	7,685.15	220.91	2,564.38	18.28
Chromium, hexavalent (and compounds)	N/R	0.00	N/R	0.30	0.04	0.02	1.50	1.64	0.38	2.29	0.00
Arsenic and Compounds (inorganic)	N/R	0.00	N/R	2.65	11.20	0.68	6.64	12.63	4.90	5.40	0.00
Lead compounds (inorganic)	N/R	0.00	N/R	21.58	6.41	1.00	13.28	28.00	93.82	9.60	0.00
Methylene chloride {Dichloromethane}	N/R	N/R	N/R	4.00	N/R	N/R	0.13	0.00	N/R	N/R	0.05
Nickel	N/R	0.00	N/R	149.96	45.02	4.13	9.27	97.19	38.88	53.92	0.14
Perchloroethylene {Tetrachloroethene}	N/R	N/R	N/R	368.72	N/R	N/R	82.21	17.92	N/R	22.06	N/R
PAHs [PAH, POM]	5.37	5.98	0.04	527.09	270.13	4.78	3,813.91	540.11	24.36	156.18	26.63
Vinyl chloride	N/R	N/R	N/R	N/R	N/R	N/R	0.10	0.00	N/R	N/R	0.01
Methyl chloroform {1,1,1-Trichloroethane}	N/R	N/R	N/R	0.09	0.11	N/R	N/R	344.23	N/R	N/R	N/R

N/R = Not Reported

Appendix 5b-15

THIS PAGE IS INTENTIONALLY LEFT BLANK

APPENDIX

RESPONSE TO COMMENTS

THIS PAGE IS INTENTIONALLY LEFT BLANK

Appendix Response to Comments

Table of Contents

Public Meeting Comments (CSC Meeting #7 – June 13, 2019).....	RTC-4
Public Meeting Comment #1: Alicia Rivera – Communities for a Better Environment (CBE).....	RTC-4
Public Meeting Comment #2: Christopher Chavez – West Long Beach Active Resident, Coalition for Clean Air (CCA)	RTC-8
Public Meeting Comment #3: Jesse Marquez – Coalition for a Safe Environment (CFASE)	RTC-8
Public Meeting Comment #4: William Koons – Carson Active Resident	RTC-9
Public Meeting Comment #5: Sylvia Betancourt – Long Beach Alliance for Children with Asthma (LBACA)	RTC-10
Public Meeting Comment #6: Jill Johnston – University of Southern California (USC)	RTC-10
Public Meeting Comment #7: Linda Bassett – Gulf Avenue Elementary School	RTC-11
Public Meeting Comment #8: McKina Alexander – City of Carson.....	RTC-11
Public Meeting Comment #9: Salvador Lara – Wilmington Active Resident	RTC-11
Public Meeting Comments (CSC Meeting #8 – July 11, 2019)	RTC-13
Public Meeting Comment #10: Jesse Marquez – Coalition for a Safe Environment (CFASE)	RTC-13
Public Meeting Comment #11: Brissa Sotelo – Long Beach Area Chamber of Commerce.....	RTC-13
Public Meeting Comment #12: Christopher Chavez – West Long Beach Active Resident, Coalition for Clean Air (CCA)	RTC-14
Public Meeting Comment #13: Susan Stark – Marathon Petroleum Company.....	RTC-15
Public Meeting Comment #14: Alicia Rivera – Communities for a Better Environment (CBE)....	RTC-15
Public Meeting Comment #15: Flavio Mercado – Wilmington Active Resident.....	RTC-15
Public Meeting Comment #16: Maribel Alejandre – SBCC Thrive LA	RTC-16
Public Meeting Comments (CSC Meeting #9 – August 7, 2019)	RTC-18
Public Meeting Comment #17: Susan Stark – Marathon Petroleum Company.....	RTC-18
Public Meeting Comment #18: Jill Johnston – University of Southern California (USC)	RTC-18
Public Meeting Comment #19: Jesse Marquez – Coalition for a Safe Environment (CFASE)	RTC-19
Public Meeting Comment #20: Alicia Rivera – Communities for a Better Environment (CBE)....	RTC-21
Public Meeting Comment #21: Christopher Chavez – West Long Beach Active Resident, Coalition for Clean Air (CCA)	RTC-22
Public Meeting Comment #22: Judeth Luong – Long Beach Department of Public Health	RTC-23
Public Meeting Comment #23: William Koons – Carson Active Resident	RTC-23
Public Meeting Comment #24: Sylvia Arredondo – Wilmington Active Resident	RTC-23

Appendix RTC-1

Public Meeting Comment #25: Salvador Lara – Wilmington Active ResidentRTC-24

Public Meeting Comment #26: Linda Bassett – Gulf Avenue Elementary SchoolRTC-24

Public Meeting Comment #27: Dulce Altamirano – Wilmington Active Resident.....RTC-25

Public Meeting Comments (Stationary Source Committee – July 26, 2019)RTC-26

Public Meeting Comment #28: Jesse Marquez – Coalition for a Safe Environment (CFASE)RTC-26

Public Meeting Comment #29: Kevin Maggay – Southern California Gas Company (SoCalGas).RTC-26

Public Meeting Comment #30: Florence Gharibian – Del Amo Action Committee.....RTC-26

Public Meeting Comment #31: Christopher Chavez – West Long Beach Active Resident, Coalition for Clean Air (CCA)RTC-27

Comment LettersRTC-28

Comment Letter #1: Jesse Marquez – Coalition for a Safe Environment (CFASE).....RTC-28

Comment Letter #2: Greg Roche – Clean Energy FuelsRTC-33

Comment Letter #3: Matt Baca – Los Angeles County Department of Public HealthRTC-37

Comment Letter #4: Ray Cheung – SmartAir LARTC-39

Comment Letter #5: Alyssa Beltran – County of Los Angeles Department of Public Health.....RTC-43

Comment Letter #6: Lupe Valdez – Union Pacific (letter on behalf of Union Pacific and BNSF Railway).....RTC-45

Comment Letter #7: Alyssa Beltran – County of Los Angeles Department of Public Health.....RTC-48

Comment Letter #8: Christopher Chavez – West Long Beach Resident, Coalition for Clean Air (CCA)RTC-56

Comment Letter #9: Tim DeMoss – Port of Los AngelesRTC-66

Comment Letter #10: Uduak-Joe Ntuk – City of Los Angeles Office of Petroleum and Natural Gas Administration and SafetyRTC-70

Comment Letter #11: Janet Whittick – California Council for Environmental and Economic Balance (CCEEB).....RTC-75

Comment Letter #12: Alicia Rivera, et al. – Communities for a Better Environment (CBE)RTC-80

Comment Letter #13: Jesse Marquez – Coalition for a Safe Environment (CFASE).....RTC-93

Comment Letter #14: Bridget McCann – Western States Petroleum Association (WSPA) RTC-145

Comment Letter #15: Marie Cobian – City of Los Angeles RTC-150

Comment Letter #16: Alicia Rivera, et al. – Communities for a Better Environment (CBE) (submitted for Stationary Source Committee) RTC-152

Comment Letter #17: Alex Spataru – The ADEPT Group, Inc. RTC-155

Comment Letter #18: Christopher Chavez – West Long Beach Resident, Coalition for Clean Air (CCA) RTC-160

Appendix RTC-2

Comment Letter #19: Sylvia Arrendondo – Wilmington Active Resident..... RTC-168
Comment Letter #20: Priscilla Hamilton – Southern California Gas Company (SoCalGas)..... RTC-172
Comment Letter #21: Alicia Rivera, et al – Communities for a Better Environment (CBE) RTC-179
Comment Letter #22: Bridget McCann – Western States Petroleum Association (WSPA) RTC-185
Comment Letter #23: Alicia Rivera, et al. – Communities for a Better Environment (CBE) RTC-199
Comment Letter #24: McKina Alexander – City of Carson RTC-206
Comment Letter #25: Harvey Eder – Public Solar Power Coalition RTC-210

Public Meeting Comments (CSC Meeting #7 – June 13, 2019)

Public Meeting Comment #1: Alicia Rivera – Communities for a Better Environment (CBE)

- 1-1: The commenter requests information regarding the feasibility of flaring emission reductions.
- 1-2: The commenter would like a reference to emissions reduction goals in the plan that goes beyond flaring, such as an overall emissions reduction target. The commenter requested an estimate of the average amount of emissions in the community, how much of that baseline can be reduced, and by when. The commenter did not see specific emissions reduction plan or additional requirements for refinery boilers and heaters. The commenter would like to see a requirement for wet scrubbers on all catalytic crackers. The commenter requests South Coast AQMD for a phase out of fossil fuels and a cap on refinery expansion. The commenter would like to see improvements on VOC emissions.
- 1-3: The commenter would like to know if it is possible to set pollution prevention requirements in rules before finishing air quality monitoring, and identify new requirements for specific emission reductions.
- 1-4: The commenter would like the CERP to address sulfur, carbon sulfide, and other chemicals such as hydrogen sulfide. There is not a clear commitment for new regulations, and that the plan continues to require monitoring before taking actions. The South Coast AQMD should assume that oil drilling facilities are guilty until they prove they are otherwise and write a regulation.

Response to Public Meeting Comment #1-1

The South Coast AQMD staff provided 10 years of flaring emissions data for refineries and related facilities to the CSC members at CSC meeting #7 (held on June 13, 2019). This data is based on reporting in compliance with South Coast AQMD Rule 1118. Additionally, the CERP includes an action (see Action 3 of Chapter 5b) to initiate rule development for Rule 1118. Action 3 of Chapter 5b provides measures for evaluating methods and practices to reduce flaring (e.g., methods to reduce power failures and increased capacity to store gases during shutdowns). The goal of this action is to reduce refinery flaring events and/or emissions by 50%, if feasible. The South Coast AQMD staff estimates that this goal will result in 19 tons per year (tpy) of NO_x, 11 tpy of SO_x and 1 tpy of VOC emissions from flaring in the Wilmington, Carson, West Long Beach community.

Response to Public Meeting Comment #1-2

Emissions Baseline and Emission Reductions

Overall emission reduction targets are in Chapter 5a of the CERP. A summary of the emission reduction targets are in the table below. Baseline emissions refers to expected future emissions without any new action or regulation beyond those already adopted.

Emissions	NOx	SOx	VOCs	DPM
2017 Emissions (tpy)	10,614	1,437	5,641	120
Projected 2024 Emissions Baseline (tpy)	8,819	1,659	5,306	86
Emission Reductions from CERP, by 2024 (tpy)	606	--	20.6	9
Emission Reductions from CERP, by 2024 (%)	7	--	<1	10
Projected 2029 Emissions Baseline ⁱ (tpy)	9,250	1,715	5,256	93
Emission Reductions from CERP, by 2030 (tpy)	3,207 ⁱⁱ	11	64	20
Emission Reductions from CERP, by 2030 ⁱⁱⁱ (%)	35% ⁱⁱⁱ	<1%	<1%	22%

The emission reduction targets in the table above are based on the actions in the CERP. These actions will be implemented using six different strategies including incentives, outreach, collaboration, air monitoring, regulations, and enforcement that result in emission reductions. For example, the CERP includes 3 actions that require the South Coast AQMD to develop new rules and amend existing rules to achieve further emission reductions from petroleum refineries in this community by 2030. Additionally, the CERP includes actions to reduce emissions from mobile sources (e.g., heavy-duty trucks, locomotives, cargo handling equipment, and ships). The mobile source actions will be implemented by strategies, such as, enhanced enforcement efforts from South Coast AQMD and regulations that are developed by CARB to reduce emissions from heavy-duty trucks, ships and other mobile sources (see the list of CARB measure in Table 5a-2).

Several actions in the CERP also emphasize emission reductions from fugitive emissions sources that are not quantifiable at this time. For example, an action to reduce leaks from oil wells requires enhanced air monitoring along with follow-up strategies (e.g., rule development and

ⁱPer CARB guidance, the emissions baseline was estimated for 2017, and milestone years 2024 and 2029. However, the emission reductions in this table target a 2030 completion date, due to the complexity of the efforts. While the baseline emissions were not calculated for 2030, staff expect the emissions to be similar to the 2029 estimates (details presented in Appendix 3B).

ⁱⁱBased on maximum NOx emission reductions that may be reduced from Action 5 in Chapter 5b that is designed to achieve further reductions from refinery equipment through adoption of Rule 1109.1 – Refinery Equipment

ⁱⁱⁱPercent calculated based on 2029 emissions baseline

enforcement activities) to quantify and target reductions in fugitive emissions. Based on the information that is currently available, the resulting emission reductions from this action cannot be estimated at this time.

Boilers, Heaters and Other Equipment at Refineries

The CERP includes an action to achieve further NO_x emission reductions from boiler, heaters and other equipment at refineries through the adoption of Proposed Rule 1109.1 (see Action 5 of Chapter 5b). Under this Action the South Coast AQMD would pursue emission reductions from refinery equipment including existing boilers, heaters, gas turbines, fluid catalytic cracking units, sulfur recovery units, incinerators and a coke calciner. Adoption of Proposed Rule 1109.1 will require the installation of BARCT level controls on boilers, heaters and other refinery equipment. Additional information about Proposed Rule 1109.1 is available on the South Coast AQMD website at: <http://www.aqmd.gov/home/rules-compliance/rules/scagmd-rule-book/proposed-rules#1109.1>.

Requirements for Wet Scrubbers and Fluid Catalytic Cracking Units (FCCUs)

Rule 1105.1 – Reduction of PM₁₀ and Ammonia Emissions from Fluid Catalytic Cracking Units (FCCUs) applies to all existing, new or modified fluid catalytic cracking units at petroleum refineries. The PM₁₀ emission limits required by Rule 1105.1 are the most stringent in the nation. For example, Regulation 6, Rule 5: Particulate Emissions from Refinery Fluidized Catalytic Cracking Units adopted by the Bay Area Air Quality Management District (BAAQMD) in December of 2018 does not specify emission limits for PM₁₀. However, it does have similar emission limits for ammonia slip. The BAAQMD is currently conducting rulemaking activities for FCCUs.

All petroleum refineries in the Wilmington, Carson, West Long Beach community operate FCCUs. Refineries can install electrostatic precipitators (ESPs), wet electrostatic precipitators (WESPs) or wet gas scrubbers to meet the Rule 1105.1 emission limits. Also, refineries can use more than one of these technologies to comply with these limits, for example, Philips 66 uses both a wet gas scrubber and a WESP to comply with Rule 1105.1. The CERP commits South Coast AQMD staff to monitor the progress of the BAAQMD's rulemaking effort to assess whether additional PM emission reductions from FCCUs are feasible (see page 5b-4 of the CERP).

Phase Out of Fossil Fuels and Caps on Refinery Expansions

Staff believes that any policy that aims to phase-out the use of fossil fuels needs to be coordinated with a number of state agencies, including the Public Utilities Commission (PUC), the California Energy Commission (CEC), and CARB. State law (SB 100, 2018) already calls for a phase out of fossil fuels (zero-carbon goal) in the electricity generating sector by 2045, through coordinated action of these state agencies. According to the Energy Information Administration, almost all petroleum used in California is used in the transportation sector. Under both the Clean Air Act and state law, South Coast AQMD does not have authority over the composition of motor vehicle fuels. So, the South Coast AQMD could not phase out fossil fuel use in motor vehicles. While the South Coast AQMD is not preempted from setting fuel requirements for off-road

engines, it would be prohibited from requiring zero-emission for these sources, which would constitute a preempted emission standard. The South Coast AQMD can set emission standards for refineries and their equipment as long as those standards are not arbitrary or capricious, but likely could not set standards for the purpose of limiting the production of fuels available for motor vehicles.

The South Coast AQMD has in place a number of regulations limiting emissions from refinery operations, including a requirement for best available control technology (BACT) for new or modified sources. If a refinery project meets the requirements of South Coast AQMD rules, South Coast AQMD is required to issue permits for the project. Our authority to adopt rules is limited to regulating air pollution emissions, rather than directly limiting refinery throughput.

Improvements for VOC Emissions

Action 2 of Chapter 5b is to conduct refinery monitoring to identify and address VOC leaks. This action includes goals that VOC emission reductions including:

- Establishing a 2020 emissions baseline for fugitive VOC's from all refineries in the Wilmington, Carson, West Long Beach community, and
- Working with the CSC to perform an assessment to determine the feasibility of reducing fugitive VOC emissions from refineries below 2020 baseline emission levels by 25% beginning in 2024, and 50% beginning in 2030.

Response to Public Meeting Comment #1-3

Rule requirements may include emission limits or require control measures. Rules may also include maintenance requirements to ensure equipment is working properly. Monitoring described in the community air monitoring plan (CAMP) is a separate process from the rule development process. During the implementation period of the CERP, which will include rule development, monitoring efforts will continue. Any new requirements will be required to undergo the rule development process to allow for more focused meetings with all stakeholders to assess feasibility of proposed requirements or updated emission standards.

Response to Meeting Comment #1-4

Pollutants:

The Wilmington, Carson, West Long Beach Community Air Monitoring Plan (CAMP) outlines the air monitoring that will be conducted to address the community's prioritized air quality concerns and support effective implementation of the CERP. The CAMP addresses pollutants of interest emitted by the emissions sources prioritized by the CSC. The CAMP is available at South Coast AQMD website at: https://www.aqmd.gov/docs/default-source/ab-617-ab-134/camps/wcwlb_camp.pdf?sfvrsn=6.

Regulations and Air Monitoring

The CERP commits to the development of numerous rules to address the air quality priorities identified by the CSC. For example, the CERP includes an action to Amend Rule 1118 (see Action 3 in Chapter 5b). The action includes considerations to further reduce flaring and an emission reduction goal of approximately 19 tpy of NO_x, 11 tpy of SO_x, and 1 tpy of VOC. The estimated timeline calls for initiating rule development activities by the first quarter of 2020. Air monitoring is not a prerequisite to most of the actions in the CERP, however, air monitoring can help track the progress of various actions.

Public Meeting Comment #2: Christopher Chavez – West Long Beach Active Resident, Coalition for Clean Air (CCA)

- 2-1: The commenter requests information about boilers and wanted to know the timeline and process for BARCT and the rules related to refineries. The commenter requested an update on the BARCT Clearinghouse.
- 2-2: The commenter suggested that the indirect source rule should be tailored to the specific needs of the community.

Response to Public Meeting Comment #2-1

Refinery equipment and related operations are subject to South Coast AQMD rules and U.S. EPA regulations. These are listed in Appendix 5b of the CERP. A new rule, Proposed Rule 1109.1 focuses on refinery equipment (e.g., boilers, heaters, fluid catalytic cracking units, etc.) and will include a Best Available Retrofit Control Technology (BARCT) assessment and requirements. Proposed Rule 1109.1 is scheduled to be considered by the Governing Board in late 2019 or early 2020. Information regarding the statewide BARCT Clearinghouse and information for each air district can be found online on the CARB website.

Response to Public Meeting Comment #2-2

South Coast AQMD staff is currently crafting a Memorandum of Understanding (MOU) with the Ports. Staff is also developing Indirect Source Rules (ISR) for warehouses and railyards. Staff will consider the CSC's comments in the ISR rule development process, and staff encourages CSC members to participate in the ongoing working group meetings for ISR (warehouses, rails) and the MOU with the Ports.

Public Meeting Comment #3: Jesse Marquez – Coalition for a Safe Environment (CFASE)

- 3-1: The commenter requested that South Coast AQMD provide a list of all technologies and their effectiveness in helping to reduce emissions at refineries. The commenter would like South Coast AQMD to identify every location or refinery where these technologies can be applied. The commenter requests a plan to mandate these technologies. The commenter requests an emissions inventory for the community.

3-2: The commenter emphasized the need for community involvement in air monitoring. The commenter acknowledged that South Coast AQMD met with him and discussed his concerns and suggestions.

Response to Public Meeting Comment #3-1

All available technologies are being reviewed as part of the rule development process and BARCT assessment. Currently, Proposed Rule 1109.1 is undergoing the rule development process and NOx control technologies for equipment at refineries is being reviewed and will be made available to the public. The additional concerns and suggestions will also be addressed through the rule development process for Rule 1118 and Rule 1178 within the implementation period of the CERP (see Chapter 5b, Action 3 and Chapter 5b, Action 4). The source attribution analysis includes emissions inventory information in Appendix 3b.

Response to Public Meeting Comment #3-2

South Coast AQMD will collaborate with community organizations in implementing the CAMP, where appropriate.

Public Meeting Comment #4: William Koons – Carson Active Resident

4-1: The commenter requests that South Coast AQMD research current technologies available for vapor recovery. The commenter suggested that refineries should replace all gas pilot lights with non-gas pilot lighters.

4-2: The commenter brought up concerns that truck traffic in the community leads to truck idling. The commenter requested there be a complaint line that he could call about such incidents.

4-3: The commenter expressed that school air filtration systems should be mandatory in all schools.

Response to Public Meeting Comment #4-1

Current technologies for vapor recovery to avoid flaring will be addressed through the rule development process through amendments to Rule 1118 (see Chapter 5b, Action 3). The feasibility of replacing all gas pilot lights with non-gas pilot lighters can also be assessed in the rule development process. The rule development process allows for more focused meetings with all stakeholders to assess feasibility of proposed requirements or updated emission standards.

Response to Public Meeting Comment #4-2

Staff is aware that truck traffic can lead to truck idling. Improvements to congestion or truck traffic can be addressed through collaboration with cities or transportation agencies. The CERP includes actions to address truck idling through focused inspections via collaboration with the CSC and CARB. Members of the public can make complaints at 1-800-CUT-SMOG.

Response to Public Meeting Comment #4-3

South Coast AQMD cannot mandate that schools have air filtration systems. However, staff will work with the local school districts to install air filtration systems at schools prioritized by the CSC.

Public Meeting Comment #5: Sylvia Betancourt – Long Beach Alliance for Children with Asthma (LBACA)

- 5-1: The commenter asked if the CERP addresses accidental flaring events. The commenter would like to see a cap on refinery expansions in the CERP.
- 5-2: The commenter would like to see goals or metrics in the CERP achieve a health standard. The commenter would like to see emissions reductions tied to health outcomes.

Response to Public Meeting Comment #5-1

Accidental or unplanned flaring events will be addressed through the rule development process (see Chapter 5b, Action 3). The CERP includes a commitment to amend Rule 1118 to address refinery flaring emissions.

The South Coast AQMD has in place a number of regulations limiting emissions from refinery operations, including a requirement for best available control technology (BACT) for new or modified sources. If a refinery project meets the requirements of South Coast AQMD rules, South Coast AQMD is required to issue permits for the project. Our authority to adopt rules is limited to regulating air pollution emissions, rather than directly limiting refinery throughput.

Response to Public Meeting Comment #5-2

Conducting a health study to establish a health baseline and track improvements will not provide a direct measurement of the success of the AB 617 program as there are many factors which contribute to health outcomes. Emission reductions in the CERP will provide long-term benefits for public health. Consistent with CARB's Blueprint, the CERP includes a series of specific metrics to directly measure implementation of the strategies for each of the actions. Key metrics include emission reduction goals for refinery emissions within the community, reduction of flaring, commitments for air measurements, and rule development to address fugitive VOC emissions.

The overall goal of AB 617 and the CERP is to improve public health from air quality related issues within the community. The CERP includes actions and strategies to meet this goal. Chapter 5g includes actions for direct public health improvement programs (e.g., asthma management programs).

Public Meeting Comment #6: Jill Johnston – University of Southern California (USC)

- 6-1: The CERP should include more metrics and details. The commenter wants to know what pollutants will be monitored, what actions can reduce these pollutants, and how actions will be prioritized. Mobile monitoring should include more details.

Response to Public Meeting Comment #6-1

The CERP outlines how the air quality priorities will be addressed. Step-by-step details are described in each of the actions. The goals section of each of the actions establishes metrics. Emission reduction targets have been incorporated in Chapter 5a (see Response to Public Meeting Comment #1-2). More information can be found throughout Chapter 5 of the CERP on what actions will be implemented to address different priorities and pollutants. The community air monitoring plan includes more details on how mobile monitoring will be used and which pollutants will be monitored to address the air quality priorities.

Public Meeting Comment #7: Linda Bassett – Gulf Avenue Elementary School

7-1: The commenter would like to know what type of reductions will lead to emission reductions of at least 50%. The commenter would like more information on causes of death and illness.

Response to Public Meeting Comment #7-1

Information on emissions reduction targets can be found in Chapter 5a of the CERP (see Response to Public Meeting Comment #1-2). Health data is available through other agencies, such as the County of Los Angeles Public Health, but note that cause of death information is not always accurate; hospitalization data may be more accurate. Mortality rates may be more accurate and can be found here:

https://admin.publichealth.lacounty.gov/ivpp/pdf_reports/reports_home.htm.

Public Meeting Comment #8: McKina Alexander – City of Carson

8-1: The commenter requested to have Wilmington Avenue added to the truck idling inspection list, specifically the section from the 91 freeway leading to the Ports. The commenter wanted to know who conducts inspections and how many are available. The commenter requested to know how monitoring will be subsidized.

Response to Public Meeting Comment #8-1

Wilmington Avenue was added to the list of locations prioritized by the CSC. South Coast AQMD and CARB enforcement are responsible for truck idling inspections. Action 1 of Chapter 5b addresses truck idling by conducting quarterly idling sweeps and focused inspections in high priority locations identified by the CSC. Enforcement staff will work to address idling at locations prioritized by the CSC. Monitoring is being funded through AB 617 funds.

Public Meeting Comment #9: Salvador Lara – Wilmington Active Resident

9-1: The commenter stated that past green spaces projects have failed due to lack of watering and water use restrictions. The commenter noted that the lack of maintenance resources makes it difficult for the communities to have green space in Wilmington.

Response to Public Meeting Comment #9-1

South Coast AQMD will encourage the use of native, drought tolerant plants as part of Chapter 5g, Action 4.

Public Meeting Comments (CSC Meeting #8 – July 11, 2019)

Public Meeting Comment #10: Jesse Marquez – Coalition for a Safe Environment (CFASE)

10-1: South Coast AQMD should help establish a public health baseline. The commenter recommends a public health survey, specifically a Community Assessment for Public Health Emergency Response (CASPER) study. South Coast AQMD should track public health and allocate \$1 million towards the public health baseline.

10-2: The commenter does not want a Memorandum of Understanding (MOU) for the Ports and requests an Indirect Source Rule (ISR).

Response to Public Meeting Comment #10-1

The issue of measuring AB 617 health outcomes has been discussed at length during CARB's statewide AB 617 consultation group meetings, of which the commenter is a member. The result of those discussions was that such studies will be difficult and expensive, and while they are desired, they are outside of the scope of the AB 617 statute and funding. Additional funding and involvement of public health agencies will be sought. Also, see Response to Public Meeting Comment #5-2.

Response to Public Meeting Comment #10-2

Pursuant to South Coast AQMD's Governing Board direction, staff is currently working with the Ports of Los Angeles and Long Beach (Ports) staff to develop an MOU based on the implementation of strategies in the San Pedro Bay Ports Clean Air Action Plan (CAAP) to accelerate the deployment of commercially available zero and near-zero emission vehicles and equipment in port-related operations and to achieve near-term emission reductions. In the event that the MOU approach with the Ports is not successful and emission reductions are not achieved, staff will recommend a regulatory approach, such as ISR, to the South Coast AQMD Governing Board.

Public Meeting Comment #11: Brissa Sotelo – Long Beach Area Chamber of Commerce

11-1: The source attribution analysis has not been provided to the committee and the CERP does not adequately outline the current or proposed reductions at a comprehensive level.

Response to Public Meeting Comment #11-1

The source attribution analysis is in Chapter 3b of the CERP. Additionally, emission reduction targets are in Chapter 5a of the CERP (see Response to Public Meeting Comment #1-2). The emission reduction targets included in Chapter 5a are based upon mobile source incentive data from replacement of heavy duty diesel trucks and equipment, statewide mobile source regulations, and proposed refinery regulations. Some actions in the CERP will result in emission reductions that are not currently quantifiable, such as VOC fugitive emissions. Fugitive emissions

cannot be estimated until monitoring and enforcement actions occur to identify the location and source of the emissions. Some rules and regulations require the rule development process to progress before emission reductions can be quantified.

Public Meeting Comment #12: Christopher Chavez – West Long Beach Active Resident, Coalition for Clean Air (CCA)

12-1: There is a need for tangible reductions. Community members would like to know how much cleaner their air will become. It is important to employ a scientific process to answer this question.

12-2: MOU must be as strong as possible. There was a concern about off-ramps being included in the CAAP.

Response to Public Meeting Comment #12-1

Chapter 5a outlines the emissions reduction targets from mobile source incentives from the replacement of heavy duty diesel trucks and cargo handling equipment, statewide mobile source regulations and proposed refinery regulations (where quantifiable).

Focused outreach may result in additional incentive application submittals from this community and any additional projects approved will result in more emission reductions than anticipated. Strategies such as monitoring and focused enforcement will result in emission reductions, but are not quantifiable at this time. Monitoring and follow-up inspections will identify where fugitive emissions are occurring and will result in emission reductions (e.g., trucks idling, leaks from emissions such as oil wells and oil tankers). Furthermore, large emission reductions will be achieved through rule development. However, the rule development process must occur to determine emission reductions for certain rules and regulations. The process includes a number of factors to determine emission reductions (e.g., applicable equipment, types of controls or emissions limits, cost-effectiveness, etc.). Rules will continue to apply and be enforced beyond the implementation period of this CERP.

Response to Public Meeting Comment #12-2

Pursuant to South Coast AQMD's Governing Board direction, staff is currently working with the Ports of Los Angeles and Long Beach (Ports) staff to develop an MOU based on the implementation of strategies in the San Pedro Bay Ports Clean Air Action Plan (CAAP) to accelerate the deployment of commercially available zero and near-zero emission vehicles and equipment in port-related operations and to achieve near-term emission reductions. Regardless of off-ramps, in the event that the MOU approach with the Ports is not successful and emission reductions are not achieved, staff will recommend a regulatory approach, such as ISR, to the South Coast AQMD Governing Board.

Public Meeting Comment #13: Susan Stark – Marathon Petroleum Company

13-1: It is important to link the source attribution to all of the CERP measures.

Response to Public Meeting Comment #13-1

Thank you for your comment. The source attribution analysis can be found in Chapter 3b. This analysis is used to establish baseline emissions to determine emission reductions linked to the actions in the CERP.

Public Meeting Comment #14: Alicia Rivera – Communities for a Better Environment (CBE)

14-1: There should be an increase in criteria and metrics to meet health standards.

14-2: The anticipated projections for air pollution needs to be addressed.

14-3: The CERP needs to include an estimation of oil refinery emissions and inventory levels.

Response to Public Meeting Comment #14-1

See Response to Public Meeting Comment #5-2.

Response to Public Meeting Comment #14-2

Since this comment was made, Chapter 5a was updated to include an emission reductions target for NO_x, SO_x, VOC, and Diesel PM. The source attribution analysis was also added to Chapter 3b. The source attribution analysis includes the baseline reference (2017) and projected emissions in future milestone years of 2024 and 2029. The future milestone years include reductions from all rules and regulations that have been adopted since 2016. The projected emissions do not include any of the CERP actions.

Response to Public Meeting Comment #14-3

Appendix 5b of the CERP includes year 2017 emissions data for criteria pollutants (tons/year) and toxic air contaminants (pounds/year) for petroleum refineries within the Wilmington, Carson, West Long Beach community. Additionally, Chapter 5a of the CERP includes emission reduction goals for oil refineries based on CERP actions that address petroleum refineries.

Public Meeting Comment #15: Flavio Mercado – Wilmington Active Resident

15-1: Key points from the committee should be mentioned in the CERP.

15-2: Smokestacks at the refineries need to be addressed.

Response to Public Meeting Comment #15-1

Appendix 2 in the CERP includes links to all meeting summaries which summarize all the main points made by the CSC. Key points from the CSC were written down on large notepads during Committee Discussions during the CSC meetings and incorporated into the meeting summaries. Furthermore, the CERP was developed through direct input with the CSC received during monthly

meetings and personal correspondence with CSC members via phone calls or email. The CERP also incorporates comments received through the written comments submitted. The key points raised by the CSC have been one of the main drivers guiding the development of the CERP, and are incorporated into the actions where appropriate. All points raised by the CSC are being responded to in this Response to Comments appendix.

Response to Public Meeting Comment #15-2

All emissions including refinery smokestacks are limited by South Coast AQMD's Rule 401 – Visible Emissions, through opacity. Emissions from refineries will be monitored through South Coast AQMD's Rule 1180 – Refinery Fenceline and Community Air Monitoring. Rule 1180 requires real-time fenceline air monitoring systems and establishes a fee schedule to fund refinery-related community air monitoring systems. These systems will provide air quality information regarding levels of various criteria air pollutants, volatile organic compounds and other compounds at or near the property boundaries of petroleum refineries to the public and local response agencies. Starting in 2020, this sophisticated network of fenceline and community air monitoring systems will continuously (24 hours a day, 7 days a week) provide near-real time air quality information in this community. Furthermore, as of January 30, 2019, Rule 1118 – Control of Emissions from Refinery Flares requires refineries to keep a video monitor on each flare. The video monitors are required to monitor all flares for visible emissions using color video monitors with date and time stamp, capable of recording a digital image of the flare and the flame of flares that are not enclosed, at a rate of no less than one frame per minute. South Coast AQMD staff can provide these videos to the public upon request.

Public Meeting Comment #16: Maribel Alejandre – SBCC Thrive LA

16-1: The focus should be on tracking emission reductions and source attribution. The data should be made clearer than what has been presented thus far, as it is confusing to read.

Response to Public Meeting Comment #16-1

Chapter 5a outlines the emissions reduction targets from mobile source incentives, statewide mobile source measure regulations, and proposed refinery regulations (where quantifiable). Incentive-based emission reductions are based on historical performance of mobile source incentive projects and projections for specific rules. Focused outreach may result in additional incentive application submittals from this community and any additional projects approved will result in more emission reductions than anticipated. Strategies such as monitoring and focused enforcement will result in emission reductions, but are not quantifiable at this time. Monitoring and follow-up inspections will identify where fugitive emissions are occurring and will result in emission reductions (e.g., trucks idling, leaks from emissions such as oil wells and oil tankers). Furthermore, large emission reductions will be achieved through rule development. However, the rule development process must occur to determine more precise emission reductions for certain rules and regulations. The process includes a number of factors to determine emission reductions

(e.g., applicable equipment, types of controls or emissions limits, cost-effectiveness, etc.). Rules will continue to apply and be enforced beyond the implementation period of this CERP. The source attribution analysis is available in Chapter 3b and Appendix 3b. Staff has worked to simplify the data and language to be more reader-friendly.

Public Meeting Comments (CSC Meeting #9 – August 7, 2019)

Public Meeting Comment #17: Susan Stark – Marathon Petroleum Company

17-1: South Coast AQMD should conduct a full source attribution analysis for Year 1, including determining pollutants that are driving the exposure risk, finding areas where concentrations are the highest, identifying equipment contributing to air pollution, determining what controls are currently available, and what additional efforts can be made. Benzene is only 2% of the health risk while Diesel PM is 86%. Source attribution is an essential assessment to complete to determine where emissions are coming from, from which facilities, and what the contributing factors are. It is important to prioritize scarce resources and focus on the true contributors. Significant rule development will be occurring. The commenter was surprised that the South Coast AQMD already has an idea of what the emission reductions will be, and would like to hear more about this.

Response to Public Meeting Comment #17-1

It is staff's goal to have a better understanding of the specific sources of emissions that stem from this community. Thus, staff has included a source attribution analysis based on emissions inventories in Chapter 3b and Appendix 3b. Staff is committed to updating source attribution data through the technical advisory group (TAG) as more tools and information become available. For example, when MATES V data becomes available staff will share this information. A more thorough analysis of the emission sources and controls will be conducted as a part of the rule development process for refinery flares and storage tanks. Proposed Rule 1109.1 is in the rule development process and includes reviewing equipment at refineries and a BARCT assessment. Staff is working on determining the estimated emission reductions from rule projects, such as Rule 1109.1. The CERP includes other actions to address diesel PM in the community such as replacing diesel equipment in railyards.

Public Meeting Comment #18: Jill Johnston - University of Southern California (USC)

18-1: South Coast AQMD should develop a method to quantify emission reductions and include this in the CERP for the CSC to review the method. Determine how to track improvement over time.

18-2: With respect to health metrics, data should be collected to inform a health impact assessment. South Coast AQMD can help develop this or a different agency to understand the relationship between exposure reduction and health improvement.

18-3: During the initial CSC meetings, the CSC was shown a figure of a pie chart that identified diesel and benzene as top two toxics in this community. It is important to use black carbon or ultrafine as a marker for diesel rather than only using PM. Benzene should also be

monitored. Staff should identify a marker that will be used for fugitive emissions (e.g., methane) and how we can follow this marker over time.

Response to Public Meeting Comment #18-1

Staff added a VOC quantification method in Chapter 5b for refineries and staff will commit to further development of a methodology through the Technical Advisory Group (TAG). Air monitoring will help track progress. In addition, metrics such as number of citations or number of trucks replaced would be provided at the quarterly CSC updates, which will help track progress.

Response to Public Meeting Comment #18-2

See Response to Public Meeting Comment #5-2.

Response to Public Meeting Comment #18-3

Similar to previous MATES studies, staff will work to identify what portion of measured PM is DPM, and black carbon is a good marker that has been used before. Benzene will be directly monitored to help track progress. Diesel PM hotspots are looked at through multiple surrogates including black carbon, ultrafine, and NOx. Staff can measure methane emissions. Methane can also be used as a surrogate for other fugitive emissions such as natural gas. In any event, staff will use the appropriate marker or surrogate for the specific fugitive emissions identified.

Public Meeting Comment #19: Jesse Marquez – Coalition for a Safe Environment (CFASE)

19-1: The current CERP does not have goals nor measurable metrics of any type. The commenter used truck idling as an example, where, a goal would be to reduce truck idling, metrics would include identify a number of locations, identifying areas of concern, count the number of trucks idling at each location. Report back with number of citations given over a certain amount of time.

The commenter showed an example of what he would like the actions to entail with examples of goals, metrics, and tasks.

Coalition For A Safe Environment

Received 8/7/19

Examples of Metrics to Track Progress

- Goal # 1:** Reduce PM Emissions at oil refineries
- Objective # 1:** Reduce Flaring Emissions
- Metric # 1** Identify the number of flare events at each refinery in 2000 - 2018
 - Task**
 - a. AQMD complete assessment by 1st quarter 2020
 - b. AQMD post assessment report on website by 3rd quarter 2020
 - c. AQMD host public meeting 4th quarter 2020
- Metric # 2** Identify the number of flare events caused by power failure
 - Task**
 - a. AQMD complete assessment by 2nd quarter 2020
 - b. AQMD post assessment report on website by 3rd quarter 2020
 - c. AQMD host public meeting by 4th quarter 2020
- Metric # 3** Identify methods to reduce power failures
 - Task 1** Require refinery Back-Up Power Systems
 - a. Assess Co-Generation Technologies
 - b. Assess Hydrogen Fuel Technology
 - c. Assess Solar Energy Technology
 - d. Complete assessment by 4th quarter 2020
 - e. Require installation by 4th quarter 2022
 - f. Update refinery Title V Permit Requirements by 3rd quarter 2020
 - Task 2** Require refinery to purchase special LA DWP non-interruption industrial continuous power supply contract
 - a. Research LA DWP non-interruption industrial power supply alternatives
 - b. Complete research by 1st quarter 2020
 - c. If none exist discuss feasibility of creating a new type of contract with LA DWP by 2nd quarter 2020
 - d. If option exists require purchase by 2021
 - e. Update refinery Title V Permit Requirements by 3rd quarter 2020

The commenter would like to know why certain criteria pollutants and certain toxics increased even after new rules were implemented. The commenter requests that the source attribution is further broken down by facility. This will help CSC assess whether the rules have been effective in reducing emissions. The CSC would like to have annual reports to assess progress of the CERP.

Response to Public Meeting Comment #19-1

The goals are outlined in the actions to help track progress. Staff will conduct quarterly truck idling sweeps based on community input of prioritized locations. Staff will report back with metrics such as number of citations. . Staff has incorporated portions of the commenter's suggested template to address the request to include measurable metrics. Staff is also able to provide the CSC with annual emissions data to describe the measurable emission reductions to be obtained within this community. On the South Coast AQMD's website, Annual Emissions Report (AER) data is available for larger sources. AER data provides annual facility specific emissions data, and the emissions data for each refinery has been included in the CERP in response to this comment. More information can be found here: <http://www.aqmd.gov/home/rules-compliance/compliance/annual-emission-reporting>. Port emission data is available through the Clean Air Action Plan (CAAP) website: <http://www.cleanairactionplan.org/2017-clean-air-action-plan-update/>. As outlined in the statute or Blueprint, annual progress reports will be a part of the AB 617 process for the CERP.

Public Meeting Comment #20: Alicia Rivera – Communities for a Better Environment (CBE)

20-1: Emissions reduction targets and metrics are not in the CERP. Commenter would like to know why they were not aware that refineries were the largest emitters of VOCs and NOx and if the emissions inventory has been updated to reflect the Fluxsense study. The commenter would like to see refinery emission reductions in pounds per year or tons per year. The commenter would like to see a projection of air pollution and planned emission reductions over the next 20 years. The commenter would like to see additional reductions on the sunsetting of the RECLAIM program on refinery units.

A plan should first be developed, targets should be identified, the district should assess how to address it, and then the regulation should be adopted. The commenter expressed that the CSC should not have to wait for the rule development process to figure out targets and metrics and ways of achieving the targets and metrics. South Coast AQMD can develop details later.

Response to Public Meeting Comment #20-1

Chapter 5a of the CERP includes emission reduction targets. Fugitive emissions cannot yet be fully assessed until monitoring and enforcement efforts occur during the implementation of the CERP. Metrics are included as goals for many of the CERP actions and staff will provide updates to the CSC to track progress. Staff has committed to amend specific rules to address the CSC air quality priorities. Some rules will need to undergo the full rule development process to better determine emission reductions. The rule development process will help establish a better baseline of the source emissions, the available technology, and the methods to achieve emission reductions. Chapter 5b has been updated to include proposed goals in tons per year where possible, and percentage reduction where baseline is not yet determined. Large reductions will

come from South Coast AQMD's rules that are in development. South Coast AQMD has begun quantifying emission reductions from these rule development projects such as Rule 1109.1. Action 5, which includes the emission reductions from Rule 1109.1, has been added to Chapter 5b at the request of the CSC.

Public Meeting Comment #21: Christopher Chavez – West Long Beach Active Resident, Coalition for Clean Air (CCA)

- 21-1: Toxics need to be part of the CERP discussion and targets in the CSC. The CSC should stay informed about rules related to AB 617 and when they come up. The CSC should remain informed about how these rules result in emission reductions in their community.
- 21-2: There should be a stronger health nexus in the CERP. Although the commenter approves of the inclusion of an asthma management program, this should not take away from having a strong nexus between health and the CERP.
- 21-3: The commenter would like to see the implementation of a very strong indirect source rule. It is important to clamp down on things that attract pollution, not just those that emit pollution.

Response to Public Meeting Comment #21-1

Addressing emissions from toxic air contaminants is a part of the AB 617 program and has been incorporated into the CERP. The source attribution analysis in Chapter 3b shows diesel particulate matter from mobile sources is the primary contributor to cancer risk in this community. As examples, actions in the CERP to address the emissions from the Ports or neighborhood truck traffic will address diesel PM. Actions to address VOC emissions from refineries and oil and gas extraction will also reduce associated gas-phase air toxics from those sources. South Coast AQMD is committed to informing the CSC of any rule development updates during the scheduled quarterly CSC meetings. Staff also encourages CSC members as well as any other interested members of the public to participate in the rule development processes applicable to this community.

Response to Public Meeting Comment #21-2

Staff is also committed to finding suitable agencies or organizations to collaborate with in developing or conveying the nexus between health and the CERP. South Coast AQMD is not the appropriate agency to develop that nexus, but staff recognizes that South Coast AQMD has tools or data that may be shared with the appropriate agencies to develop that requested nexus. Also, see Response to Public Meeting Comment #5-2.

Response to Public Meeting Comment #21-3

South Coast AQMD staff appreciates the interest in and support for the development of an Indirect Source Rule (ISR). Staff will provide updates to the CSC as written in the CERP actions.

Public Meeting Comment #22: Judeth Luong – Long Beach Department of Public Health

22-1: The commenter was pleased to see that Public Health Direct Programs such as asthma health management programs are being considered in the CERP. British Petroleum (BP) settlement funds had previously funded local regional programs such as asthma case management programs. Many local organizations and hospitals were funded by the BP settlement and had demonstrable success. The commenter encourages South Coast AQMD to bring back these programs, as many of the efforts and progress made are dwindling due to a lack of funding.

Response to Public Meeting Comment #22-1

The BP settlement funded many of these programs; however, there the funds have been largely spent. Staff will work to identify funding sources for and partners to collaborate with on asthma management programs.

Public Meeting Comment #23: William Koons – Carson Active Resident

23-1: The commenter gave staff locations of frequent truck idling and traffic along Lomita that he had previously mentioned during CSC meetings. He also gave locations of two other facilities where there is frequent idling and traffic. The commenter requested an improved complaint system where the complainant is given a tracking number and follow up.

Response to Public Meeting Comment #23-1

Staff incorporated the locations that were mentioned by the commenter at CSC Meeting #7 (July 11, 2019) in Chapter 5d, Action 1. City transportation departments may have data to track traffic. Traffic flow issues and congestion are not within the South Coast AQMD's expertise, but South Coast AQMD can partner with appropriate agencies and entities on air quality issues under South Coast AQMD's purview. Truck idling is allowed in certain situations, such as being stuck in traffic, queuing, or mechanical failure as noted in the Truck Idling Factsheet: <https://ww3.arb.ca.gov/msprog/truck-idling/factsheet.pdf>. A complaint submitted to 1-800-CUT-SMOG receives a complaint number which serves as a tracking number for follow up. Truck idling can also be reported to CARB through 1-800-END-SMOG.

Public Meeting Comment #24: Sylvia Arredondo – Wilmington Active Resident

24-1: It is important to keep businesses, industries, and sectors accountable. Commenter requested to have these added to the actions' implementing agencies section under the CERP. Commenter would like to see a year-to-year emissions reduction plan.

Response to Public Meeting Comment #24-1

Staff has added responsibilities to the appropriate industry stakeholders under the individual actions and the implementing agencies section (i.e., Chapter 5e). In response to the request for a year to year emission reduction plan Chapter 5a provides 2017 emission levels and estimated future baseline emissions levels in years 2024 and 2030 with emission reduction targets. Additionally, Chapter 5h includes a commitment that the South Coast AQMD staff will provide an annual update to the CSC on the progress of meeting the emission reduction targets beginning in 2021.

Public Meeting Comment #25: Salvador Lara – Wilmington Active Resident

25-1: High levels of traffic on Lomita Blvd. happens very often due to an exit closure. As a result, the traffic goes through the neighborhood. Signs on their own do not work without enforcement of the requirements.

Response to Public Meeting Comment #25-1

Staff had added Lomita Blvd to the air quality concerns map. Staff is working with land use agencies, public works departments, and other responsible agencies to address policing and enforcement of ordinances related to traffic routing.

Public Meeting Comment #26: Linda Bassett – Gulf Avenue Elementary School

26-1: The commenter read out a comment on behalf of another CSC member who could not attend who opposes holding meetings on weekdays during normal work hours since that unfairly benefits those who work in industries that have a financial interest in South Coast AQMD policy decisions. It was also stated that for CSC members and community members who live and work in the community are unable to take time off and their voices are not heard. The commenter also said the CERP should be discussed and voted on by the AB 617 Committee. If the Committee does not get to vote on the CERP, then it lacks legitimacy.

Response to Public Meeting Comment #26-1

The schedule for CSC meetings was developed for the entire year, and posted online in January. Some meetings were scheduled for mornings based on comments received from other CSC members, who had childcare responsibilities in the evenings. At the end of the 2019 meeting schedule, there will have been ten CSC Meetings, with three of those taking place in the morning. The remaining morning meeting (October) will be held at the Carson Civic Center.

The South Coast AQMD Governing Board will be considering and voting on the CERP for adoption as part of a public meeting as required by state law. The CSC was established to build consensus around the proposed CERP. The meeting is open to the public and any comments regarding the CERP can be made during the public comment portion of the meeting. In addition, staff has been working closely with CSC members to gather input and address the air quality priorities. Staff has

incorporated CSC input in the CERP. The CERP will not be voted on by the CSC, because the objective of the CSC is to build a consensus to incorporate all perspectives and input from the CSC on behalf of the WCWLB community.

Public Meeting Comment #27: Dulce Altamirano – Wilmington Active Resident

27-1: How much will the pollution from the refineries be reduced (in pounds or tons per year) and by when?

Response to Public Meeting Comment #27-1

While emission reductions for certain actions such as fugitive VOCs cannot yet be quantified until additional monitoring work occurs, specific emission reduction targets have been added to the refinery actions in the CERP, either in terms of tons or in terms of percentage reduction. Significant reductions (3-4 tons per day) will be achieved from refineries through the rule development of Proposed Rule 1109.1. Additionally, Rule 1118 targets reductions in flaring events by 50%, or 19 tons per year of NO_x, 11 tons per year of SO_x, and 1 ton per year of VOCs.

Public Meeting Comments (Stationary Source Committee – July 26, 2019)

Public Meeting Comment #28: Jesse Marquez – Coalition for a Safe Environment (CFASE)

28-1: The air districts' obligations are outlined in Appendix C in the CARB Community Air Protection Blueprint. The commenter expressed concern that metrics are not outlined. A health metric is necessary and at a minimum CASPER should be incorporated.

Response to Public Meeting Comment #28-1

South Coast AQMD has been in discussions with CARB to ensure all elements of the Blueprint are met. Metrics have been outlined through the goals section of the Actions in the CERP, and new metrics and emission reductions goals have been added in subsequent drafts. See Response to Public Meeting Comment #10-1, regarding health studies and metrics.

Public Meeting Comment #29: Kevin Maggay – Southern California Gas Company (SoCalGas)

29-1: Electric trucks have limitations. South Coast AQMD staff should focus on long-range trucks, and prioritize trucks based on available technology.

Response to Public Meeting Comment #29-1

Staff is aware that electric trucks may have limitations and are not suitable replacements for all applications. South Coast AQMD supports the cleanest technology that is technologically feasible and commercially available.

Public Meeting Comment #30: Florence Gharibian – Del Amo Action Committee

30-1: There should be more “no truck idling” signage. Truck traffic is making the roads worse. Commenter would like to focus on technology to reduce particulate matter emissions, and community health surveys.

Response to Public Meeting Comment #30-1

Staff will continue to work with the CSC and collaborating agencies to identify locations for “no truck idling” signs. Staff will also work with the appropriate city agencies or entities to assess the feasibility sign placement and enforcement.

Emission reduction targets are included in Chapter 5a. The CERP addresses PM emissions. An example of an action that reduces PM is in Chapter 5b, Action 2 involving diesel truck replacements.

Staff may evaluate the feasibility of conducting a community health survey if a collaborating agency is identified and if it is requested by the CSC.

Public Meeting Comment #31: Christopher Chavez – West Long Beach Active Resident, Coalition for Clean Air (CCA)

31-1: There is a need for emission reduction targets. State and Federal attainment goals should be met. An assessment of health outcomes would be helpful to the community. In addition to incentives, enforcement and rules should be included in the CERP, along with a strong Memorandum of Understanding (MOU) for Ports.

Response to Public Meeting Comment #31-1

Emission reduction targets have been included in Chapters 5a and 5b. Staff plans to achieve State and Federal attainment goals through the Air Quality Management Plan (AQMP) to address regional air pollution. The CERP is focused on actions within this community to address local air pollution. Incentives are just one strategy identified in the CERP. A combination of strategies such as monitoring, enforcement, regulations, and collaborations are also included as strategies to achieve emission reductions. Regarding health outcomes see Response to Public Meeting Comment #5-2.

Staff is in communication with the Ports and is engaged in a public process to determine the terms of a MOU for the Ports. Staff encourages CSC members to participate in the working group meetings with the Ports.

Comment Letters

Comment Letter #1: Jesse Marquez – Coalition for a Safe Environment (CFASE)

Comment Letter #1 *Rec'd from Jesse Marquez*
Coalition For A Safe Environment *6.13.19*

AB 617 CERP Public Comments

6.13.2019

(1st Draft To Be Updated)

Chapter 5 Ports

Community Air Quality Priority

1. Community Air Quality Priority is Zero Emissions from all ports, shipping, freight transportation and supporting industry vehicles and equipment sources using Zero Emission Technologies immediately.
2. Community Air Quality Priority is making all Non-Zero Emission Sources including Near-Zero Emission Vehicles and Equipment Zero Emissions Technology as soon as possible within 5 years. 1-1
3. Community Air Quality Priority is requiring all available BACT, BACRT and Emissions Capture & Treatment Technologies be phased-in as-soon-as possible beginning in 2020 and completed within 5 years as interim measures until 100% Zero Emissions is achieved.
4. Community Air Quality Priority is the immediate adoption of an Emissions CAP on all emission sources within 1 year.
5. Community Air Quality Priority is the establishment of a Public Health Baseline for Port Communities. 1-2

Community Request Priority for the South Coast AQMD

1. Community Request Priority for the South Coast AQMD is to create a comprehensive inventory list of all Port air pollution direct sources on-port tidelands properties and off-port tidelands indirect sources supporting activities, itemized by vehicle and equipment type, to include: all supporting freight transportation routes, container storage yards, petroleum industry marine terminals, lift bridges & back-up generators, container fumigation facilities, container transloading facilities, etc. and all emissions by chemical type and annual emission quantities. Not an abbreviated short list. 1-3
2. Community Request Priority for the South Coast AQMD is to update the Ports inventories with all community identified air pollution source that are missing and for the SCAQMD to immediately establish the emissions quantities.
3. Community Request Priority for the South Coast AQMD to provide a list of all available Zero Emissions Technology, BACT, BACRT, Emissions Capture & Treatment Technologies and identify all ports, shipping and freight transportation industry vehicles and equipment where these technologies can be applied now. 1-4

- | | |
|------------------------------------------------------------------------------------------------------------------------------------------------------------------------------------------------------------------------------------------------------------------------------------------------------------------------------------------------------------------------------------------------------------------------------------------------------------------------------------|------|
| <p>4. Community Request Priority for the South Coast AQMD to submit public comments to CARB on the new CARB At-Berth Rule stating that:</p> <ul style="list-style-type: none"> • No-Ship Category such as Break Bulk Ships be exempted. • Include all ships at At-Berth and At-Anchor • No grants or incentives be given to any technology company that does not show evidence of owning patents or have the rights to use patented technologies. | 1-5 |
| <p>5. Community Request Priority for the South Coast AQMD to submit public comments to CARB on the new CARB Mobile Cargo Handling Equipment Regulation supporting all CHE be Zero Emissions within 5 years. Zero Emission Hydrogen Fuel Cell Electric Battery Technology exists now to replace all most all electric engines.</p> | 1-6 |
| <p>6. Community Request Priority for the South Coast AQMD to adopt an Indirect Source Rule to eliminate and reduce to less than significant emissions from all Port and Freight Transportation Industry magnet sources and off-port tidelands indirect sources supporting industries within 1 year. State and federal law already allow it.</p> | 1-7 |
| <p>7. Community Request Priority for the South Coast AQMD to submit public comments to CARB on the new CARB Commercial Harbor Craft Regulation supporting all CHC be Zero Emissions within 5 years. Zero Emission Hydrogen Fuel Cell Electric Battery Technology exists now to replace all most all electric engines.</p> | 1-8 |
| <p>8. Community Request Priority for the South Coast AQMD to sponsor technology Demonstration projects, pilot projects, infrastructure projects and incentives with ZERO Emission Projects being the # 1 priority. We want no investment of public funds in outdated technologies.</p> | 1-9 |
| <p>9. Community Request Priority for the South Coast AQMD to pay all past debt grant funds to minority owned small business technology companies who have completed their green technology demonstration or pilot projects immediately whose technology is supported by the community.</p> | 1-10 |

Response to Comment Letter #1-1

South Coast AQMD strongly supports the development and deployment of zero-emission vehicles and equipment as a key strategy in achieving the region’s air quality goals and protecting public health. South Coast AQMD has funded a variety of zero-emission (ZE) technologies over the years, including battery and fuel cell electric trucks and cargo handling equipment, leveraging grants from both federal and state agencies as well as cost shares from regional stakeholders such as Ports of Los Angeles and Long Beach. Although significant progress has been made in development of zero-emission technologies, most of these technologies are not yet ready for commercial market in terms of economic viability and technology maturity. For example, there are currently no feasible models of zero-emission heavy-duty trucks commercially available,

although we expect that will change in the near term. South Coast AQMD will continue its on-going efforts to support the development of these zero-emission technologies to accelerate their commercialization and deployment as early as possible.

Pursuant to South Coast AQMD's Governing Board direction, South Coast AQMD staff is currently working with Ports of Los Angeles and Long Beach staff to develop a Memorandum of Understanding (MOU) based on the implementation of strategies in the San Pedro Bay Ports Clean Air Action Plan (CAAP) to accelerate the deployment of commercially available zero and near-zero emission vehicles and equipment in port-related operations and to achieve near-term emission reductions. In the event that the MOU approach with the Ports is not successful; staff will recommend a regulatory approach to South Coast AQMD Governing Board.

Response to Comment Letter #1-2

See Response to Public Meeting Comment #5-2.

Response to Comment Letter #1-3

Annually, the Ports of Los Angeles and Long Beach prepare detailed emissions inventory reports on air emissions from port-related mobile sources including ocean-going vessels, harbor craft, cargo handling equipment, locomotives, and drayage trucks. The emission inventory reports are developed in coordination with a technical working group which consists of the two Ports, South Coast AQMD, CARB and U.S. EPA. In addition, most of stationary sources, including liquid and dry bulk terminals and container fumigation facilities, are regulated by South Coast AQMD and some of the larger facilities are also subject to annual emission reporting requirement to South Coast AQMD (i.e., included in the point source inventory). Other sources of air emissions at the Ports are also monitored and regulated by other agencies including CARB and U.S. EPA and subject to their reporting and recordkeeping requirements. As such, the majority of port sources are already included in the emissions inventory; however, staff will continue to work with all stakeholders including community members to make further improvements and refinements to the Ports emissions inventories. The emissions inventories for the Ports of Los Angeles and Long Beach can be found on these websites:

- Port of Los Angeles: <https://www.portoflosangeles.org/environment/air-quality/air-emissions-inventory>
- Port of Long Beach: <http://www.polb.com/environment/air/emissions.asp>

Response to Comment Letter #1-4

As required under the 2017 CAAP Update, the Ports have conducted technical feasibility assessments of zero- and near-zero emission technologies for drayage trucks and cargo handling equipment. A final report for drayage trucks was released in April 2019 with overall assessment of various zero- and near-zero emission (NZE) truck technologies including battery electric trucks and NZE CNG trucks in terms of operational capability, commercial availability and infrastructure support. A draft report for cargo handling equipment was also released in April 2019 with the

final report expected by this summer. In addition, CARB, in collaboration with South Coast AQMD, has developed technology assessments for a variety of mobile sources, including trucks and buses, locomotives, commercial harbor crafts, cargo handling equipment and ocean-going vessels, and these reports can be found at <https://ww2.arb.ca.gov/resources/documents/technology-and-fuels-assessments>.

South Coast AQMD staff have been conducting Best Available Control Technology (BACT) analyses and working closely with CARB to provide data for the Technology Clearinghouse. Requirements for Toxics-Best Available Control Technology (T-BACT) are established through the adoption and amendment of rules affecting air toxics (i.e., Regulation XIV). The Technology Clearinghouse keeps track of technologies such as BART. Staff will reference the Technology Clearinghouse and applicable air toxic rule requirements (inclusive of state Air Toxic Control Measures (ATCMs) and federal National Emission Standards for Hazardous Air Pollutants (NESHAPs)), when available, to evaluate for potential tightening of rules through the rule development process. Permit considerations for both new and modified sources throughout the district are based on rule requirements. South Coast AQMD is conducting Best Available Retrofit Control Technology (BARCT) assessments as part of the rule development efforts to transition RECLAIM facilities to command-and-control.

Response to Comment Letter #1-5

South Coast AQMD staff has been tracking CARB's proposed At-Berth regulation amendment through participating in public workshops as well as inter-agency meetings with CARB staff to share updates and comments. South Coast AQMD staff will continue to work closely with CARB on inclusion of various vessel types in the proposed regulation to the extent that the applicable control technologies are technically feasible, cost-effective and operationally safe. For vessel types that these controls may not be feasible, incentive programs will be developed to achieve surplus reductions.

CARB is currently assessing various zero-emission technologies for cargo handling operations with a tentative schedule to adopt the zero-emission cargo handling equipment regulation in 2022. South Coast AQMD staff will monitor and participate in the development of the regulation through public workshops, workgroup meetings, and other venues to support and accelerate the adoption and deployment of zero-emission cargo handling equipment at our Ports as early as practicable. A number of promising technology demonstration projects are currently underway to demonstrate zero- and near-zero emission technologies for cargo handling equipment, however, many of these technologies, including fuel cell electric technologies, are not feasible or commercially available for heavy-duty cargo handling operations.

Response to Comment Letter #1-6

South Coast AQMD has funded, and will continue to fund, development and demonstration of a wide range of zero- and near-zero emission technologies, including battery or fuel cell electric trucks and cargo handling equipment, leveraging grants from both federal and state agencies as

well as cost shares from regional stakeholders such as Ports of Los Angeles and Long Beach. In addition, South Coast AQMD has supported deployment of CARB approved control technologies, including zero- and near-zero emission technologies, through various incentive programs such as Carl Moyer and Prop 1B. While we agree that zero-emission technologies are the future and show great promise, currently zero-emission technology is not feasible or available for all applications, particularly those in heavy-duty.

Response to Comment Letter #1-7

Per South Coast AQMD's Governing Board directive, South Coast AQMD staff has been working on development of an MOU with the Ports to achieve quantifiable emission reductions and realize SIP credits through implementation of CAAP measures. We believe this approach provides a path to get emission reductions faster and in a more effective way than through regulation. Through the MOU, the Ports would make a binding commitment to reduce emissions. A Ports MOU Working Group has also been established to assist in the MOU development process. However, as noted earlier, if the MOU approach is not successful, South Coast AQMD staff will recommend a regulatory approach to South Coast AQMD Governing Board (i.e., indirect source rule).

Response to Comment Letter #1-8

CARB is currently conducting a survey to assess commercial availability and technical feasibility of various zero- and near-zero emission technologies for commercial harbor craft, with a tentative schedule to amend the Commercial Harbor Craft regulation in 2020. South Coast AQMD staff will monitor and participate in the proposed amendment process through public workshops, workgroup meetings, and other venues to support and accelerate the adoption and deployment of cleanest harbor craft technologies, including battery electric and fuel cell powertrains.

Response to Comment Letter #1-9

South Coast AQMD has funded, and will continue to fund, development and demonstration of a wide range of zero- and near-zero emission technologies, including battery or fuel cell electric trucks and cargo handling equipment, leveraging grants from both federal and state agencies as well as cost shares from regional stakeholders such as Ports of Los Angeles and Long Beach. In addition, South Coast AQMD has supported deployment of CARB approved control technologies, including zero- and near-zero emission technologies, through various incentive programs such as Carl Moyer and Prop 1B. While we agree that zero-emission technologies are the future and show great promise, currently zero-emission technology is not feasible or available for all applications, particularly those in heavy-duty.

Response to Comment Letter #1-10

Requests to pay-off debts for minority-owned small business technology companies are not within the scope of AB 617.

Comment Letter #2: Greg Roche – Clean Energy Fuels

Comment Letter #2



Community Emission Reduction Plan
(CERP) Comment Form

AB617 Year 1 Community
Wilmington, Carson, West Long Beach

AB617 Year 1 Community Code
WIL

Enter your contact information, comments and/or upload comment files below. Please note that information provided by you on this form (including contact or other personal information) is a public record and may be released in response to a California Public Records Act request.

A continuación introduzca su información de contacto, comentarios y / o suba archivos sobre los comentarios. Tenga en cuenta que la información provista por usted en este formulario (incluida la información de contacto u otra información personal) es un registro público y puede ser divulgada en respuesta a una solicitud de la Ley de Registros Públicos de California.

* Campos requeridos para enviar un comentario

*Fields Required to Submit a Comment

Language Preference

English Español

Form Information

Date Created 06/20/2019	Time Created 8:37 AM
-----------------------------------	--------------------------------

Commentor Contact Information

Commenter's Name * GREG ROCHE	Affiliation * Business Representative
-----------------------------------------	-------------------------------------------------

Email Address *
[REDACTED]

Email Address Valid (Y/N)
Y

Error: You Entered an invalid email address. Please reenter.

Error: Ha introducido una dirección de correo electrónico no válida. Por favor vuelva a introducirla.

Comments (Unlimited Size) *
 Existing grant programs do not work well enough for port trucks to achieve good participation rates. Grant programs are unnecessarily incredibly complex and restrictive. For example in a very recent grant program, less than 30% of 285 port trucks evaluated were suitable for grant submission. Once an application is submitted, the grant process takes over a year to issue a grant contract. This is simply too long. The only grant program that is streamlined is the CARB HVIP Voucher program, but unfortunately the \$45,000 grant amount is too small for port truckers to be able to afford a new clean truck. What is needed is a port-specific “superfund” grant program modeled after HVIP that is simple to apply, quick to award, and provides \$100,000 funding per truck.

A major source of toxic diesel emissions is coming from trucks that have emission control systems that do not work properly. The visible evidence is everywhere in the port area and on the freeways. You can see the telltale plume of smoke as trucks shift gears, accelerate, or go up hills. This has become common and is becoming more and more prevalent with time. There needs to be a smoking truck patrol that is assigned to the port area and issues tickets to smoking trucks.

The most important emissions reductions are the reductions that happen today, not at some unknown point in the future. Technologies that are available today need to replace the existing diesel truck fleet now. We cannot wait, we are all breathing polluted air. Ultralow-NOx trucks already exist and are being placed in operation. The trucks have air emissions that are as low as battery electric trucks that are charged by the power grid, and climate emissions that are even lower than electric trucks. There is no need to wait, the technology for cleaning the air is available now.

Suba comentarios adicionales y archivos de soporte (30 Mb máximo por archivo)
 Archivos de comentarios sobre el CERP

Upload Additional Comment and Supporting Files (30 Mb Maximum per file)
 CERP Comment Files

Note: Supported upload files include all versions of Microsoft Office, jpeg, tiff, PDF, mp3, mp4, and text files.
 Nota: los archivos compatibles que se pueden subir incluyen documentos de todas las versiones de Microsoft Office, jpeg, tiff, PDF, mp3, mp4 y archivos de texto
 For More Information Contact: ab617@aqmd.gov
 Para más información contáctese con: ab617@aqmd.gov

2-1

2-2

2-3

Response to Comment Letter #2-1

South Coast AQMD is continuously looking to identify new incentive funding programs to replace as many higher polluting trucks with cleaner technology that exceeds current requirements. Existing grant funds, such as Carl Moyer, have state approved implementation guidelines that require surplus emission reductions, funding fleets that are in compliance with existing regulations and not encouraging fleets and truck operators to receive public funds to pay for compliance. Implementation of Prop 1B funds does not have the same level of requirements, but still includes provisions to ensure that the emission reduction benefits are real and quantifiable, requiring additional reporting. South Coast AQMD staff expeditiously reviews applications and distributes incentive funds as quickly as possible. However, the number of applications received, and commensurate requested funding levels typically is significantly higher than available funds. As part of the process, applications are reviewed to ensure they meet incentive program funding guidelines and the most cost-effective projects are prioritized, including truck replacements.

Additionally, South Coast AQMD continues to apply for and implement grants funds that do not have the same degree of constraints, such as federal grants that provide flexibility to implement other approaches, including trade down approaches to provide lower emitting trucks to Independent Owner Operators (IOOs). Lastly, South Coast AQMD staff plans to use the approved CERP to implement approaches that accelerate emission reductions from all priority categories, including heavy duty trucks.

Response to Comment Letter #2-2

During the Community Steering Committee (CSC) meetings, and subsequently captured in the CERP, CARB and South Coast AQMD plan to increase focused enforcement efforts to address idling and smoking trucks. CARB plans to implement additional compliance approaches to identify and notify the gross polluters and provide support to address issues, including repair of emission control systems. One strategy CARB is using to address gross polluters is working with the Department of Motor Vehicles to deny truck owners from renewing registrations for trucks that do not pass smog.

CARB intends to conduct enhanced roadside inspections in the areas surrounding the Ports of Los Angeles and Long Beach to identify and cite vehicles out of compliance with CARB regulations. Using CSC input to locate areas where the community has expressed concern with smoking and idling vehicles, CARB will conduct roadside inspections within areas where they can enforce (e.g., cannot pull vehicles over on freeways, but can on surface streets for inspections). In addition to gathering CSC's input, CARB and South Coast AQMD staff are regularly in the field conducting other enforcement efforts, and plan to document idling and smoking vehicles to further support the enhanced roadside inspection program.

There has been a recent reduction in allowable smoke opacity changing from 40 percent to five percent for heavy-duty trucks with diesel particulate filters. Smoke opacity is used to describe and measure the level of visible black smoke emissions. It is a method used to measure a PM-related emission parameter in the field. With this change in measurement, CARB enforcement staff will be able to ensure that vehicles are properly maintained. In addition to providing citations to non-compliant trucks, CARB enforcement staff will also distribute pamphlets to truck drivers on how to properly maintain emissions control equipment. CARB is also conducting research to determine the effectiveness of heavy-duty diesel vehicle onboard diagnostic systems to better support proper maintenance of heavy-duty diesel trucks in South Coast AQMD's AB 617 communities and will provide updates on the research's results when available.

Response to Comment Letter #2-3

South Coast AQMD was instrumental in providing funding for the development and certification of the near-zero emission (certified to be 90% cleaner than the existing NOx standard) engines, and continues to provide funds to replace higher polluting trucks with new cleaner trucks that meet the optional low NOx standards (OLNS), with approximately 500 near-zero emission natural gas 12L trucks funded to date, as well as hundreds of Class 5-7 trucks. South Coast AQMD is

working with the state and federal agencies to develop and certify additional lower and higher displacement internal combustion engines that meet the OLNS, using liquid or gaseous renewable fuels. Additionally, South Coast AQMD continues to fund the development of zero-emission Class 8 trucks that utilize battery electric and fuel cell power plants. South Coast AQMD staff is working closely with CARB on lowering the heavy-duty engine standard in California and has petitioned the U.S. EPA to establish near-zero emission NOx standard for the nation.

Comment Letter #3: Matt Baca – Los Angeles County Department of Public Health

7/2/2019

AB617 Comment Form



Comment Letter #3

Community Emission Reduction Plan (CERP) Comment Form

AB617 Year 1 Community

Wilmington, Carson, West Long Beach

AB617 Year 1 Community Code

WIL

Enter your contact information, comments and/or upload comment files below. Please note that information provided by you on this form (including contact or other personal information) is a public record and may be released in response to a California Public Records Act request.

A continuación introduzca su información de contacto, comentarios y / o suba archivos sobre los comentarios. Tenga en cuenta que la información provista por usted en este formulario (incluida la información de contacto u otra información personal) es un registro público y puede ser divulgada en respuesta a una solicitud de la Ley de Registros Públicos de California.

* Campos requeridos para enviar un comentario

*Fields Required to Submit a Comment

Language Preference

English Español

Form Information

Date Created

06/20/2019

Time Created

10:21 AM

Commentor Contact Information

Commenter's Name *

MATT BACA, BSHA, DR, TLO

Affiliation *

Agency, School, University or Hospital

Email Address *

[REDACTED]

Email Address Valid (Y/N)

Y

Error: You Entered an invalid email address. Please reenter.

Error: Ha introducido una dirección de correo electrónico no válida. Por favor vuelva a introducirla.

Comments (Unlimited Size) *

Please see attachment.

Thank you.

Matt Baca, BSHA, DR, TLO

Project Manager

Toxicology and Environmental Assessment

Department of Public Health

County of Los Angeles

Suba comentarios adicionales y archivos de soporte (30 Mb máximo por archivo)

Archivos de comentarios sobre el CERP

3-1

Response to Comment Letter #3-1

No attachment was submitted. The comment was resubmitted under Comment Letter #7 on June 24, 2019. Please see Response to Comment Letter #7.

Comment Letter #4: Ray Cheung – SmartAir LA

Comment Letter #4



**Community Emission Reduction Plan
(CERP) Comment Form**

AB617 Year 1 Community
Wilmington, Carson, West Long Beach

AB617 Year 1 Community Code
WIL

Enter your contact information, comments and/or upload comment files below. Please note that information provided by you on this form (including contact or other personal information) is a public record and may be released in response to a California Public Records Act request.

A continuación introduzca su información de contacto, comentarios y / o suba archivos sobre los comentarios. Tenga en cuenta que la información provista por usted en este formulario (incluida la información de contacto u otra información personal) es un registro público y puede ser divulgada en respuesta a una solicitud de la Ley de Registros Públicos de California.

* Campos requeridos para enviar un comentario

*Fields Required to Submit a Comment

Language Preference

English Español

Form Information

Date Created
06/24/2019

Time Created
8:49 AM

Commentor Contact Information

Commenter's Name *
RAY CHEUNG

Affiliation *
Community Organization

Email Address *

[REDACTED]

Email Address Valid (Y/N)
Y

Error: You Entered an invalid email address. Please reenter.

Error: Ha introducido una dirección de correo electrónico no válida. Por favor vuelva a introducirla.

Comments (Unlimited Size)*

While recognizing that SCAQMD is not a public health agency, the SCAQMD AB617 Community Emission Reductions Plan (CERP) needs to explicitly state that the goal of its pollution mitigation measures is to improve community health outcomes for chronic illnesses exacerbated by pollution, such as asthma. To achieve this goal, the CERP should support policies that improve health outcomes from reduced air pollution by establishing programmatic partnerships and allocate CARB funds to projects with public health agencies and community health organizations to mitigate the adverse health impacts from pollution exposure.

4-1

The CERP should be linked to the Los Angeles County Department’s Community Health Improvement Plan (CHIP), which is approved by the Los Angeles County Board of Supervisors. The CHIP has prioritized protecting public health near oil and gas facilities. <http://publichealth.lacounty.gov/plan/chip.htm>. SCAQMD can support the projects identified by the CHIP by:

- Provide real-time SCAQMD’s air pollution monitoring data from the pollution sources identified by the CERP (Sections 5b, 5c, 5d, 5E, 5f) to LACDPH and community organizations. This enables projects identified in the CHIP to:
 - o alert residents of the presence of high levels of pollutants so that residents can adopt protective measures to reduce pollution exposure.
 - o use air pollution monitoring data to implement targeted population health interventions to improve the management of chronic illnesses exacerbated by pollution and reduce pollution exposure among sensitive populations.
- Use CARB/AB617 funds to support projects identified in the CHIP to reduce pollution exposure and mitigate the adverse health impacts exacerbated by pollution. This includes:
 - o support the use of technologies that improve the control of asthma for patients during episodes of high exposure to pollutants, in addition to air monitoring and filtration systems for schools, childcare centers and home (Section 5G).

Also, the SCAQMD should use asthma incidence and hospitalization rates in the AB617 communities to guide the air pollution enforcement mechanisms identified in the CERP (Sections 5b, 5c, 5d, 5E, 5f). This includes increased air pollution inspections during periods of high rates of asthma hospitalizations.

Action 4 in Chapter 5G (Increase Green Space in Areas Where People Spend Time) focus should be “creating air pollution buffer zones for sensitive populations.” Initiatives should include partnerships with the respective agencies and community organizations to create greenbelts through tree planting, enforce truck idling free zones, reduce diesel freight traffic from the schools when children are present, and the development of land-use plans that limit pollution-emission activities.

4-2

Suba comentarios adicionales y archivos de soporte (30 Mb máximo por archivo)

Archivos de comentarios sobre el CERP

Upload Additional Comment and Supporting Files (30 Mb Maximum per file)

CERP Comment Files

Note: Supported upload files include all versions of Microsoft Office, jpeg, tiff, PDF, mp3, mp4, and text files.

Nota: los archivos compatibles que se pueden subir incluyen documentos de todas las versiones de Microsoft Office, jpeg, tiff, PDF, mp3, mp4 y archivos de texto

For More Information Contact: ab617@aqmd.gov

Para más información contáctese con: ab617@aqmd.gov

Response to Comment Letter #4-1

Regarding health outcomes please see Response to Public Meeting Comment #5-2. The Los Angeles County Department of Public Health is currently developing the new Community Health Improvement Plan (CHIP) (2019-2025) and the details of the CHIP have not been finalized. Staff

can commit to reviewing the finalized CHIP and incorporate air quality related information to address or mitigate emissions from oil drilling and production sites.

Real-time monitoring data is available for ambient levels of air pollution at the end of each hour in the form of an hourly average. The South Coast AQMD has launched its AB 617 Community Air Monitoring website and its Data Display tool featuring air quality data reporting from selected fixed community air monitoring stations. The primary goal of this tool is to share preliminary continuous air measurements in near real time and finalized results of laboratory analyses and mobile platform survey monitoring. Additional information can be provided upon request. In addition, monitoring strategies are incorporated in Chapter 5d, Action 1 to reduce fugitive emissions from oil wells and associated activities at oil drilling and production facilities. Monitoring strategies include conducting mobile monitoring around oil drilling sites to identify potential leaks and sharing monitoring data partner agencies. This action also includes making monitoring data available and online in a user-friendly format. Additional details on monitoring in this community can be found in the Community Air Monitoring Plan (CAMP) which can be found here:

https://www.aqmd.gov/docs/default-source/ab-617-ab-134/camps/wcwlb_camp.pdf?sfvrsn=6.

A number of factors can contribute to asthma incidences and hospitalization rates (e.g., dust, smoking, seasonal variations, wildfires, etc.). Thus, the number of or increased air pollution inspections may not correlate with lowering rates of asthma hospitalizations. For example, the Air Quality Index on South Coast AQMD's website can indicate "Unhealthy" air days based on ozone and PM and those with asthma or respiratory diseases are encouraged to stay indoors; regardless of increased enforcement, other contributors (e.g., weather, wind) can attribute to an "Unhealthy" air day and possibly exacerbate asthma incidences. Staff will work to identify additional actions to improve public health, including public health interventions that have a nexus to air quality improvements.

Response to Comment Letter #4-2

South Coast AQMD will prioritize buffer zones for sensitive populations when new or existing sources or programs that can provide funding for tree planting are identified. South Coast AQMD is looking to partner with appropriate entities and organizations to encourage greenbelts through tree planting, enforcing truck idling free zones, reducing diesel freight traffic near schools when children are present, and the development of land-use plans that reduce near-source exposures. Although partners have not yet been identified, staff has incorporated other actions to address truck idling emissions in Chapter 5d – Neighborhood Truck Traffic, Action 1 and railyard emissions in Chapter 5f – Railyards, Action 1. To reduce exposure to diesel emissions at schools, school air filtration systems will be installed with priority given to schools near truck routes, railyards, and/or major freeways and is included in Chapter 5g, - Schools, Childcare Centers, and Homes, Action 2. Although the CERP does not include an action on the development of land-use plans to limit pollution-emission activities, the South Coast AQMD California Environmental Quality Act

(CEQA) Intergovernmental Review (IGR) staff regularly reviews documents prepared through land-use agencies and provides comments. Any comments that are submitted on a project where we are a commenting agency, can be viewed online: <http://www.aqmd.gov/home/rules-compliance/ceqa/commenting-agency>.

Comment Letter #5: Alyssa Beltran – County of Los Angeles Department of Public Health

7/2/2019

AB617 Comment Form



Comment Letter #5

Community Emission Reduction Plan (CERP) Comment Form

AB617 Year 1 Community

Wilmington, Carson, West Long Beach

AB617 Year 1 Community Code

WIL

Enter your contact information, comments and/or upload comment files below. Please note that information provided by you on this form (including contact or other personal information) is a public record and may be released in response to a California Public Records Act request.

A continuación introduzca su información de contacto, comentarios y / o suba archivos sobre los comentarios. Tenga en cuenta que la información provista por usted en este formulario (incluida la información de contacto u otra información personal) es un registro público y puede ser divulgada en respuesta a una solicitud de la Ley de Registros Públicos de California.

* Campos requeridos para enviar un comentario

*Fields Required to Submit a Comment

Language Preference

English Español

Form Information

Date Created

06/24/2019

Time Created

1:49 PM

Commentor Contact Information

Commenter's Name *

ALYSSA BELTRAN, MPH

Affiliation *

Agency, School, University or Hospital

Email Address *

[Redacted]

Email Address Valid (Y/N)

Y

Error: You Entered an invalid email address. Please reenter.

Error: Ha introducido una dirección de correo electrónico no válida. Por favor vuelva a introducirla.

Comments (Unlimited Size) *

The Los Angeles County Department of Public Health submits our review and recommendations on the Discussion Draft CERP.

5-1

Suba comentarios adicionales y archivos de soporte (30 Mb máximo por archivo)

Archivos de comentarios sobre el CERP

Upload Additional Comment and Supporting Files (30 Mb Maximum per file)

CERP Comment Files

Response to Comment Letter #5-1

No attachment was submitted. The comment was resubmitted under Comment Letter #7 on June 24, 2019. Please see Response to Comment Letter #7.

Comment Letter #6: Lupe Valdez – Union Pacific (letter on behalf of Union Pacific and BNSF Railway)

7/2/2019

AB617 Comment Form



Comment Letter #6

Community Emission Reduction Plan (CERP) Comment Form

AB617 Year 1 Community
Wilmington, Carson, West Long Beach

AB617 Year 1 Community Code
WIL

Enter your contact information, comments and/or upload comment files below. Please note that information provided by you on this form (including contact or other personal information) is a public record and may be released in response to a California Public Records Act request.
 A continuación introduzca su información de contacto, comentarios y / o suba archivos sobre los comentarios. Tenga en cuenta que la información provista por usted en este formulario (incluida la información de contacto u otra información personal) es un registro público y puede ser divulgada en respuesta a una solicitud de la Ley de Registros Públicos de California.

* Campos requeridos para enviar un comentario
 *Fields Required to Submit a Comment

Language Preference
 English Español

Form Information

Date Created	Time Created
06/24/2019	3:44 PM

Commentor Contact Information

Commenter's Name * LUPE VALDEZ	Affiliation * Business Representative
Email Address * [REDACTED]	
Email Address Valid (Y/N) Y	

Error: You Entered an invalid email address. Please reenter.
 Error: Ha introducido una dirección de correo electrónico no válida. Por favor vuelva a introducirla.

7/2/2019

AB617 Comment Form

Comments (Unlimited Size)*

Union Pacific appreciates serving on the Steering Committee, and we offer the following comments on behalf of ourselves and BNSF Railway.

1. Page 5-1 of the draft CERP states that "Regional rail volumes are projected to more than double between 2012-2040 in response to growing international trade." Many variables are at play, and recent volumes suggest that the projection may be optimistic, at least in the near-term.
 2. Page 5-1 indicates that two railyards are located within the Wilmington, Carson, West Long Beach community, including BNSF Watson and Union Pacific Dolores/Intermodal Container Transfer Facility (ICTF). Locomotives, drayage trucks, cargo handling equipment (such as cranes, top picks and off-road yard trucks), and Transport Refrigeration Units are used at the Dolores/ICTF yard, while the Watson yard has no drayage trucks, cranes, top picks, or off-road yard trucks.
 3. We suggest the following edit in the Federal Actions section on page 5-2 to clarify U.S. EPA's role in regulating locomotive emissions.
 - a. "Railroads operations are regulated at the federal level primarily by the Federal Railroad Administration and the Surface Transportation Board, while locomotive emissions are regulated by the U.S. Environmental Protection Agency."
 4. On page 5-2, the draft states that "[The EPA] regulations do not require railroads to reduce their usage of older, higher-emitting locomotives." Please add "Locomotives must meet federal emissions standards when they are remanufactured, and may become cleaner at that time."
 5. On page 5-2, the draft states: "In 2017, CARB also petitioned EPA to develop a new regulation requiring engine manufacturers to meet a cleaner Tier 5 emission standard for new engines." Please add "The CARB petition is under review by the EPA."
 6. Page 5-3 states that the District "is evaluating potential strategies to reduce emissions from railyards, including developing a potential regulation affecting railyards called an Indirect Source Rule (ISR), and/or other potential partnering strategies that could reduce emissions." The railroads have participated in workshops related to Facility Based Mobile Source Measures and will continue to engage with District staff and the community. Any ISR proposals must be within the District's legal authority.
 7. Page 5-3 states that "[EPA's] regulations limit idling for both new and remanufactured locomotives..." EPA regulations do not limit idling, but instead require the installation of devices that reduce idling on newly manufactured and remanufactured locomotives.
 8. UP and BNSF have a multi-decade track record of improving air quality within the District and appreciate the District's successful efforts to partner with us to provide incentives to develop and test new cleaner technology used in railyards and locomotives.
 9. The railroads are updating emissions inventories for several southern California railyards which show significant reductions. We are reviewing these with District staff.
 10. Again, thank you for the opportunity to be a member of the Steering Committee. Please call or email with questions.
- Lupe Valdez
Senior Director Public Affairs, Southern California & Arizona
Union Pacific Railroad

6-1

6-2

6-3

Suba comentarios adicionales y archivos de soporte (30 Mb máximo por archivo)

Archivos de comentarios sobre el CERP

Response to Comment Letter #6-1

Staff revised the sentence in Chapter 5f to "Regional rail container volumes are projected to increase between 2012 - 2040 in response to growing international trade." A footnote was added to note that "The BNSF Watson yard does not have drayage trucks, cranes, top picks, or off-road yard trucks."

Response to Comment Letter #6-2

Staff clarified the sentences in Chapter 5f to state "Railroad operations are regulated at the federal level primarily by the Federal Railroad Administration and the Surface Transportation Board, while locomotive emissions are regulated by the U.S. EPA." and "Locomotives must meet federal emissions standards when they are remanufactured, and may become cleaner at that time."

The Draft CERP included the sentence “The CARB petition is under review by the EPA”. However, to elaborate and provide clarification, in the CERP staff has replaced this sentence with: “In 2017, the California Air Resources Board (CARB) petitioned the U.S. EPA to update emission standards for new and remanufactured locomotives, establishing a cleaner Tier 5 standard for new engines. The petition asked that the new emission standards go into effect in 2023 for remanufactured locomotives, and 2025 for new locomotives. South Coast AQMD supported the petition by sending a letter of support. The U.S. EPA acknowledged the receipt of the petition, but has not provided any update or plans for further action.” In addition, a footnote was also added to provide additional information: “Even if the U.S. EPA were to update the emission standards in response to the petition, the new standards would only apply to new and remanufactured locomotive engines. Given the slow turnover of the railroads’ fleet, emission reductions would not be immediate.”

Staff also included this sentence in Chapter 5f to provide information on the railroads: “The railroads have participated in workshops related to Facility Based Mobile Source Measures and will continue to work with South Coast AQMD staff and the community.” Staff removed the sentence “These regulations also limit idling for both new and remanufactured locomotives and mandate the use of ultra-low sulfur diesel fuel” and replaced the sentence with “These regulations require the installation of devices that reduce idling on newly manufactured and remanufactured locomotives.”

Response to Comment Letter #6-3

Staff will continue to work with the railroads on emissions inventory data and to provide incentives for cleaner technology that goes above and beyond current requirements.

Comment Letter #7: Alyssa Beltran – County of Los Angeles Department of Public Health

Comment Letter #7



Community Emission Reduction Plan
(CERP) Comment Form

AB617 Year 1 Community
Wilmington, Carson, West Long Beach

AB617 Year 1 Community Code
WIL

Enter your contact information, comments and/or upload comment files below. Please note that information provided by you on this form (including contact or other personal information) is a public record and may be released in response to a California Public Records Act request.

A continuación introduzca su información de contacto, comentarios y / o suba archivos sobre los comentarios. Tenga en cuenta que la información provista por usted en este formulario (incluida la información de contacto u otra información personal) es un registro público y puede ser divulgada en respuesta a una solicitud de la Ley de Registros Públicos de California.

* Campos requeridos para enviar un comentario

*Fields Required to Submit a Comment

Language Preference

English Español

Form Information

Date Created	Time Created
06/24/2019	4:03 PM

Commentor Contact Information

Commenter's Name * ALYSSA BELTRAN, MPH	Affiliation * Agency, School, University or Hospital
Email Address * [REDACTED]	
Email Address Valid (Y/N) Y	


Error: You Entered an invalid email address. Please reenter.

Error: Ha introducido una dirección de correo electrónico no válida. Por favor vuelva a introducirla.

Comments (Unlimited Size) *

The Los Angeles County Department of Public Health (LAC DPH) Toxicology and Environmental Assessment (TEA) Branch participates on the Wilmington, Carson, and West Long Beach AB617 Community Steering Committee. LAC DPH review and recommendations on the Discussion Draft CERP are included as an attachment.

Comment Letter #7

	Environmental Health Services Toxicology and Environmental Assessment	Submitted By Matt Baca, BSHA, DR, TLO, Project Manager
Executive Summary The Los Angeles County Department of Public Health (LAC DPH) Toxicology and Environmental Assessment (TEA) Branch participates on the Wilmington, Carson, and West Long Beach AB617 Community Steering Committee (CSC). LAC DPH has reviewed the draft CERP documents provided by SCAQMD through the lens of environmental science, policy, community engagement, information sharing, and past engagement with the community. The review utilizes the California Air Resource Board (CARB) Blueprint for a base line comparison in relations with relevant actions provided by the SCAQMD produced Community Emission Reduction Plan (CERP). LACDPH review and recommendations are listed below in the following table for consideration.		
Actions the CERP should focus on according to the Blueprint	Relevant actions from the CERP draft	DPH recommendations to address gaps
<u>Community Steering Committee</u>	There are 34 primary members that comprise the CSC Roster as per Table 2-1. Table 2-2 shows the number of attendees at the CSC meetings.	Based on our attendance at CSC meetings, several CSC primary or alternate members are not present. On average around 15 members do not show based on unclaimed tent cards. DPH recommends improving CSC attendance by sending out meeting schedules in advance and during work time hours. Also, reporting the number of CSC attendees and meeting minutes from each meeting in Table 2-2 for transparency and accountability purpose is important.
<u>Technical Foundation</u> : "...that characterizes the community specific air pollution challenges and identifies key pollutants to be addressed in the CERP...technical assessment will provide a community profile of baseline pollution..."	Not included in CERP	Chapter 3B "Source Attribution" must include the technical assessment of the community. The baseline pollution metrics must be established here for all contributing stationary, mobile, and area-wide sources. As outlined in the Blueprint, this section should provide the "community-level emissions inventories and available methodologies for identifying and assessing contribution emissions sources" such as diesel particulate reductions.

7-1

7-2

<p>Measurable targets: "...designed to focus on health-based air quality objectives for reducing emissions and exposure caused by local sources within and directly surrounding selected communities...Establishing specific, quantifiable, and measurable targets is critical to guide strategy development, track progress over time, and provide the baseline from which emissions reductions can be tracked and reported."</p>	<p>Not included in CERP</p>	<p>DPH recommends that each Chapter 5A-5G identify the Measurable Targets to address community emissions reductions from 1) refineries, 2) ports, 3) truck traffic, 4) oil drilling and production, 5) railyards, and at 6) schools, childcare centers and homes. Additionally, include health-based and data-driven air quality objectives including, but not limited to, the collection of community-level health data to be able to link emissions reductions to improved health outcomes. It is important that both the targets and baseline are established; therefore, it is possible to track progress of emissions reductions over time.</p>	<p>7-3</p>
<p>Near-term deadlines: "define actions to meet the targets to be achieved within five years, along with an implementation schedule that includes immediate actions over the five-year timeframe."</p>	<p>Estimated timelines are provided for each action, but majority of these timelines are associated with providing updates to the CSC. In addition, some of these timelines are well beyond the five-year timeframe (see Action #2 in Neighborhood Truck Traffic regarding CARB's New Regulations phase in 2024-2030).</p>	<p>Develop clear overall timelines for the purpose of establishing near-term deadlines or "estimated timelines" to achieve the measurable targets. Providing updates to the CSC is given as per the Blueprint. DPH recommends that the estimated timelines are directly related to when AQMD plans to have met the specified goals. For example, Action #2 in Ports identifies a goal to "complete technology demonstration for retrofitting ships". What is the deadline for completing these demonstration projects?</p>	<p>7-4</p>
<p>Implementation Strategies: "Each strategy will include a timeframe for action and implementation...will complement existing programs but will also require new approach to accentuate and focus direct reductions in emissions and air pollution exposure within the community to meet the emissions reduction targets" Including:</p>	<p>- CERP draft lacks analysis addressing how existing rules have so far resulted in improvement for Wilmington; e.g. how effective are existing rules at addressing the odor complaints shown in fig 4.1? CERP lacks a concise summary of new rules and regulations and analysis of how new rules will address identified gaps and result in AQ improvement.</p>	<p>- Conduct an analysis of existing rules and determine how effective current rules are for addressing air emissions in Wilmington; summarize gaps in existing rules and what new rules are needed to improve OVERALL air quality; needs to be specific for this community and address cumulative burdens.</p>	<p>7-5</p>

2

LACDPH TEA AB617 CERP Review 6-19-19

<ul style="list-style-type: none"> - Use of BART in issuing permits for new and modified sources - Facility-specific risk reduction audits - Incentives for cleaner technology - Enforcement strategies: assess existing non-compliance issues, enhanced complaint reporting, specific compliance goals, dedicated enforcement teams, track enforcement activities - Engagement in land use and transportations strategies (setbacks, buffers, VMT etc) 	<ul style="list-style-type: none"> - No actions in draft CERP that address BART in permitting - Not included - Incentive actions in draft CERP are minimal, lack baseline and target goals, and rely on funding to be identified in the future - CERP lacks an assessment of existing non-compliance issues in Wilmington and lacks specific compliance goals for any of the enforcement strategies mentioned; plan includes a goal to respond to odor complaints "on an expedited basis" but no specifics are given - There are no land use actions included in the CERP; the schools section has one mention of looking for funding for trees; the CERP does not acknowledge SCAQMD's ongoing role in CEQA and other land use rules and processes 	<ul style="list-style-type: none"> - SCAQMD can use the Sacramento BART Implementation Plan as a model and create a similar, specific and detailed plan for sources in Wilmington; use SCAQMD permitting data/info to create target goal and timeline for implementation - Use the info in Figure 3-3 on Key Stationary Sources to complete a facility-specific risk reduction audit; use SCAQMD records on the 940 permitted facilities and approximately 800 facility inspections conducted from 2016 to 2018 to determine what has been effective, what needs to change - Using data on source attribution and health profile for Wilmington, conduct an analysis on available clean technology and how to target incentives to bring the most benefit in the fastest timeline possible for residents and other sensitive receptors - Using list generated from Source Attribution chapter, conduct an analysis of past SCAQMD enforcement activities at those sites to produce a list of priority enforcement strategies to meet the requirements listed in column one; include goals related to timeline for compliance and discuss SCAQMD's ability to require expedited timelines - SCAQMD can provide information on the District's input to date for CEQA actions in the Wilmington area; should provide and understanding on how SCAQMD can leverage its existing role in the CEQA process to reduce air emissions and exposures; links to use of BART in issuing permits; include City and 	<p>7-5 Cont.</p>
------------------------------------------------------------------------------------------------------------------------------------------------------------------------------------------------------------------------------------------------------------------------------------------------------------------------------------------------------------------------------------------------------------------------------------------------------------------------------------------------------------	--------------------------------------------------------------------------------------------------------------------------------------------------------------------------------------------------------------------------------------------------------------------------------------------------------------------------------------------------------------------------------------------------------------------------------------------------------------------------------------------------------------------------------------------------------------------------------------------------------------------------------------------------------------------------------------------------------------------------------------------------------------------------------------------------------	----------------------------------------------------------------------------------------------------------------------------------------------------------------------------------------------------------------------------------------------------------------------------------------------------------------------------------------------------------------------------------------------------------------------------------------------------------------------------------------------------------------------------------------------------------------------------------------------------------------------------------------------------------------------------------------------------------------------------------------------------------------------------------------------------------------------------------------------------------------------------------------------------------------------------------------------------------------------------------------------------------------------------------------------------------------------------------------------------------------------------------------------------------------------------------------------------------------------------------------------------------------------------------------------------------------------------------------------------------------------------------------------------------------------------------------------------------------------------------------------------------------------------------------------------------	------------------

3

LACDPH TEA AB617 CERP Review 6-19-19

Appendix RTC-50

<p>-Mitigation measures for existing sources (barriers, air filters for homes etc.)</p>	<p>- Mitigation actions in the CERP are minimal; includes goal of expanding air filter installation at schools with no clear dates or specific plan for priority locations, no data included to gauge effectiveness</p>	<p>County Planning experts in the CSC and technical advisory groups</p> <p>- Once Source Attribution section is completed, identify priority sensitive receptors to focus mitigation actions for most possible benefits to community members</p>
-----------------------------------------------------------------------------------------	-------------------------------------------------------------------------------------------------------------------------------------------------------------------------------------------------------------------------	--------------------------------------------------------------------------------------------------------------------------------------------------------------------------------------------------------------------------------------------------

7-5
Cont.

Response to Comment Letter #7-1

Staff will consider these suggestions for improving CSC member attendance. The Wilmington, Carson, West Long Beach (WCWLB) CSC consists of 34 primary and 23 alternate members. Unclaimed tent cards may be representative of alternate members. Generally, the WCWLB CSC meetings are well attended. The CSC meeting flyer is sent out as early as two weeks in advance through email and posted on social media through Instagram, Facebook, and Twitter. The approximate number of attendees for each CSC meeting and sign-in sheets are included in Appendix 2 of the CERP. On average about 25 (out of 34) CSC members attended the meetings. Overall, the number of attendees for each CSC meeting in the WCWLB community ranges from 60 to 100 attendees. Meeting minutes (summaries) are available online and include which CSC member was in attendance and sat at the CSC table. In addition, for CSC members that are not in attendance the meetings are available on Facebook live and have shown to have been viewed approximately 100 times.

Response to Comment Letter #7-2

Since the comment was submitted, the source attribution analysis has been included in the CERP based on emissions inventories. Please see Chapter 3b, section 2, and Appendix 3b for the requested information. The source attribution analysis includes the baseline reference (2017) and projected emissions from future milestone years of 2024 and 2029. The future milestone years include all rules and regulations that have been adopted since 2016. The projected emissions do not include any of the CERP actions.

Response to Comment Letter #7-3

Emission reduction targets, where quantifiable, have been included in Chapter 5a. Implementation of the CERP is estimated to reduce 1,700 tpy of NOx and 20 tpy of DPM emissions from mobile sources. These emission reduction targets are based upon mobile source incentive data from the replacement of heavy-duty diesel trucks and equipment, certain CARB regulations, and some refinery regulations. The estimated emission reductions for mobile source incentive projects in this community are estimated to be between 40 and 50 tpy of NOx and 0.5 to 0.6 tpy of DPM emissions. Some actions in the CERP will result in emission reductions that are not currently quantifiable, such as VOC fugitive emissions. Fugitive emissions cannot be estimated until monitoring and enforcement actions occur to identify the location and source of the emissions. Some rules and regulations require the rule development process to occur before emission reductions can be quantified and targeted.

South Coast AQMD staff has included a goal and estimated timeline for each proposed course of action in Chapters 5b through 5g. To track emission reductions, baseline emissions have been established using emissions inventory data as noted in Chapter 3b and Appendix 3b. The source attribution analysis includes the baseline reference (2017) and projected emissions from future milestone years of 2024 and 2029. The future milestone years include all rules and regulations that have been adopted since 2016. The projected emissions do not include any of the CERP actions. In addition, monitoring strategies have been incorporated in the CERP to address the air quality priorities and track progress. Also, see Response to Public Meeting Comment #5-2 regarding a health baseline.

Response to Comment Letter #7-4

South Coast AQMD staff have included a goal and estimated timeline for each proposed course of action in Chapters 5b through 5g. Chapter 5h has also been included in the CERP to outline the implementation schedule. Demonstration projects are ongoing. Applications are submitted and reviewed by the South Coast AQMD. If approved and awarded, contracts are executed. Deadlines for demonstration projects vary and are outlined in the contracts administered by South Coast AQMD Technology Advancement Office (TAO) staff.

Response to Comment Letter #7-5

Thank you for your comment. Current rules are outlined in the “Ongoing Efforts” section of each section in Chapter 5. To ensure progress is tracked, each action contains goals and estimated timelines. The goals include metrics designed to measure the progress of the CERP. Also, Chapter 5a provides 2017 emission levels and estimated future baseline emissions levels in years 2024 and 2030 with emission reduction targets. Additionally, Chapter 5h includes a commitment that the South Coast AQMD staff will provide an annual update to the CSC on the progress of meeting the emission reduction targets beginning in 2021. Improvements for overall regional air quality is addressed through the Air Quality Management Plan (AQMP), which is a blueprint for how the South Coast AQMD will meet federal ambient standards. Rules that may be amended through the AB 617 process will also help regional air quality, because any rules that are amended or adopted will be applicable to all sources under the South Coast AQMD jurisdiction in the Basin. Rules are periodically updated when gaps are identified. Improvements in air quality will help decrease the cumulative burden in the Wilmington, Carson, West Long Beach community.

South Coast AQMD has created targets and an implementation schedule for Best Available Retrofit Control Technology (BARCT). South Coast AQMD is currently dismantling the Regional Clean Air Incentives Market (RECLAIM) program, because the ability to achieve NO_x emission reductions using a market-based approach has diminished. These RECLAIM NO_x facilities, typically larger facilities, will transition to a command-and-control regulatory structure to ensure these facilities meet BARCT. Analyses are ongoing that give priority to older, higher polluting equipment that would need to install retrofit controls. Appendix 3a identifies RECLAIM facilities in the Wilmington, Carson, West Long Beach community. However, equipment at non-RECLAIM

facilities that are within this community and do not meet new BARCT requirements will be required to do so. As part of the BARCT process, the following South Coast AQMD Rules will be evaluated or have been evaluated: 1109.1, 1110.2, 1117, 1118.1, 1134, 1135, 1146, 1146.1, 1146.2, 1147, 1147.1, and 1147.2 for BARCT. The BARCT assessment is still currently being conducted for a number of rules and the list of affected non-RECLAIM facilities has not been finalized. For each rule, a BARCT assessment must be completed which takes into consideration other technologies or limits by other entities outside of the area; thus, if Sacramento Air Quality Management District has more stringent limits or requirements, these would also be incorporated into applicable South Coast AQMD rules for BARCT, unless infeasible.

Facility specific risk assessments are conducted through the AB 2588 Air Toxics “Hot Spots” Program. The AB 2588 program is a statewide program that requires air districts to establish emissions inventory of air toxics from individual facilities. It requires certain facilities to conduct Health Risk Assessments based upon the toxicity and volume of toxic air contaminants released within proximity to potential receptors (e.g., hospitals, residences, etc.). If a facility exceeds a specified risk level, as determined by each air district, they are required to reduce risk by submitting a Risk Reduction Plan. Some facilities may voluntarily reduce their risk even further. Facilities within the Wilmington, Carson, West Long community that are currently in the AB 2588 program at the South Coast AQMD have been identified in Appendix 3a. Those facilities that have been identified as a high priority would have either been notified to reduce their risk or have already reduced their risk such that they may no longer rank high on the prioritization list.

Staff continues to evaluate various funding sources for all air quality priorities, including clean technology, for improving air quality as soon as possible. Actions in the CERP include identifying funding for incentives to accelerate the adoption of clean technology or replacement as soon as possible, such as Chapter 5c – Ports, Actions 2 and 3.

Enforcement strategies will be prioritized based on CSC input and availability of resources. Past enforcement actions (e.g., Notices of Violations or Notices to Comply) from January 2016 – December 2018 for facilities within the Wilmington, Carson, West Long Beach community have been identified in Appendix 4. Goals and timelines have been incorporated into the CERP actions for each of the air quality priorities.

The South Coast AQMD has an obligation to implement the California Environmental Quality Act (CEQA) as a lead and commenting agency. In that role, the South Coast AQMD takes the lead on rule and some permit projects to ensure a proper analysis in accordance with CEQA requirements. These tasks include an evaluation of potential environmental impacts, and identification of potential feasible mitigation to reduce or eliminate impacts, alternatives to the project, if warranted, as well as cumulative impacts. As a responsible agency, the South Coast AQMD verifies CEQA compliance before issuing air quality permits, and as a commenting agency, South Coast AQMD’s Intergovernmental Review (IGR) staff reviews the air quality analysis of other lead agencies’ CEQA documents, and when necessary, submits comments and suggestions

(e.g., feasible mitigation measures to reduce air emissions and toxic exposures). All comments submitted by the South Coast AQMD are available online at <http://www.aqmd.gov/home/rules-compliance/ceqa/commenting-agency>. CEQA documents prepared for permit projects that the South Coast AQMD is the lead agency are also available online at <http://www.aqmd.gov/home/research/documents-reports/lead-agency-permit-projects>.

Staff will continue to seek input from all interested parties including city and county planning experts, other lead agencies, responsible agencies, technical experts, as well as the general public for lead agency rule and permit projects. The South Coast AQMD provides draft environmental assessments online, evaluates comments received for consideration, and responds to those comments accordingly. CEQA documents received from other lead agencies, reviewed by IGR staff, or being prepared with the oversight of the South Coast AQMD staff can be found in a monthly report generated for the Governing Board meeting. A link to the most recent Board meeting can be accessed from this webpage: <http://www.aqmd.gov/home/rules-compliance/ceqa/commenting-agency>. The location of these projects in our jurisdiction are clearly identified in the document and will include those projects located in the Wilmington, Carson, West Long Beach community. Staff will discuss with the CSC and if the CSC agrees, staff will provide monthly or quarterly updates on CEQA IGR projects within the Wilmington, Carson, West Long Beach community can be provided.

As an ongoing effort, South Coast AQMD is currently dismantling the Regional Clean Air Incentives Market (RECLAIM) program, because the ability to achieve NO_x emission reductions using a market-based approach has diminished. These RECLAIM NO_x facilities, typically larger facilities, will transition to a command-and-control regulatory structure to ensure these facilities meet Best Available Retrofit Control Technology (BARCT). As a part of this effort an analysis of the equipment at each RECLAIM facility is being conducted that gives priority to older, higher polluting equipment that need to install retrofit controls. Equipment at non-RECLAIM facilities that are within the community and do not meet new BARCT requirements, will be required to do so. As part of the BARCT process, the following South Coast AQMD Rules will be evaluated or have been evaluated: 1109.1, 1110.2, 1117, 1118.1, 1134, 1135, 1146, 1146.1, 1146.2, 1147, 1147.1, and 1147.2. The BARCT assessment is still currently being conducted for a number of rules and the list of affected non-RECLAIM facilities has not been finalized. More information on the RECLAIM transition can be found here: <http://www.aqmd.gov/home/rules-compliance/reclaim-transition>. Permit applications for stationary sources are reviewed and evaluated to determine if the source equipment meets current rules and regulations. New or modified sources that will result in emission increases greater than 1.0 pound per day of any non-attainment air contaminant are subject to Best Available Control Technology (BACT). More information on BACT can be found here: <http://www.aqmd.gov/home/permits/bact>. Permits that are issued are available on the Facility Information Detail (FIND) system: <https://www.aqmd.gov/nav/FIND>.

The CERP prioritizes the CSC's air quality priorities, which includes reducing exposure to sensitive populations at hospitals, senior centers, and schools. Chapter 5g, Action 2, focuses on reducing exposure to harmful air pollutants at schools. Based upon source attribution data, which identifies diesel PM as the primary toxic air contaminant contributor in this community, and CSC input, schools toxic air contaminant contributor in this community, and CSC input schools that are near truck routes, railyards, and/or major freeways (contributors of diesel PM in this community) will be prioritized for air filtration systems. After the approval of the CERP and during the implementation period of the CERP, specific schools will be further prioritized with the input of the CSC.

Comment Letter #8: Christopher Chavez – West Long Beach Resident, Coalition for Clean Air (CCA)

Comment Letter #8
**COALITION FOR
 CLEAN AIR**

June 24, 2019

Dr. William Burke and Board Members
 South Coast Air Quality Management District (SCAQMD)
 21865 Copley Drive
 Diamond Bar, CA 91765

Re: Comments on AB 617 Community Emission Reduction Plans (CERP) Discussion Drafts and the WWLBC CERP

Dear Chair Burke and the SCAQMD Board Members,

The Coalition for Clean Air (CCA) is writing to provide comments regarding the CERP discussion drafts for the Year 1 AB 617 communities. These communities include Wilmington/West Long Beach/Carson (WWLBC), San Bernardino/Muscoy (SBM) and East Los Angeles/Boyle Heights/West Commerce (ELABHWC)¹. Since its passage in 2017, CCA has been actively involved with the implementation of AB 617 (C. Garcia) at both the statewide and air district level. We firmly believe AB 617 has the potential to transform and empower California's most environmentally burdened disadvantaged communities.

These comments are divided into two sections. Section I provides broad comments and recommendations that are applicable to all CERPs. Meanwhile, Section II provides comments and recommendations specific to the WWLBC CERP, where most of our AB 617 work is focused. In submitting these comments, we recognize the importance of the communities themselves having the most influence over their respective CERP. Our intentions in providing these comments are by no means an attempt to "speak" for a community.

Section I: Comments applicable to all CERPs

- **CERPs should specify emission reduction targets that are based on attaining state and national air quality standards and reducing health impacts from air pollution.**

Each CERP details various strategies and actions for addressing the top air quality concerns as identified by the respective Community Steering Committees (CSCs). However, the CERPs in their current form do not specify emission reduction targets (e.g., reduce Diesel Particulate Matter (DPM) emissions by X amount by 2023.) Rather, the CERPs treat actions as the end goal in and of themselves (e.g., the WWLBWC CERP identifies "Conduct [X amount of] focused inspections and targeted sweeps within a [insert proposed timeframe]" as a goal)

8-1

¹ The ELABHWC CERP Discussion draft is only partially available as of the submission of this letter.

The only reference to the overarching goals of AB 617 can be found at the beginning of each CERP. However, even here the goals of the CERPs are vague: “The CERP is a plan for achieving air pollution emission and exposure reductions within a community, and is tailored to address community-specific needs and air quality priorities.” For the CERPs to be successful in bringing clean air to these communities, specific emission reduction targets are needed.

While AB 617 did not include specific emission reduction targets, it does mandate them. §44391.2(c)(3) of the Health and Safety Code (HSC) states “the community emissions reduction programs shall be consistent with the state strategy and include emissions reduction targets, specific reduction measures, a schedule for the implementation of measures, and an enforcement plan.” Additionally, many members of all three CSCs have requested the CERPs to include specified targets.

8-1
Cont.

Given this statutory requirement and community needs, we urge SCAQMD to include specific emission reduction targets based on attaining state and national air quality standards and improved community health outcomes. Using these standards has two major advantages: first, attaining state and national air quality standards will help the South Coast Air Basin comply with California law and avoid Federal Clean Air Act sanctions. Secondly, using health metrics will provide the communities with a visible, easily understandable way to gauge air quality improvements.

- **Incentives alone will not meet the objectives of AB 617. SCAQMD must also increase enforcement, create tighter rules and require polluters to proactively reduce emissions.**

The CERP discussion drafts correctly acknowledge that a mixture of strategies will be needed in order to reduce emissions. This mixture of strategies includes increased enforcement, tightening up rules and penalties, providing incentives, as well as reaching out to and empowering the community. However, the CERPs show a strong preference for incentives over other approaches. For example, in the SBM CERP, the emission reduction strategies outlined for the Omnitrans Bus Yard focuses on using incentive funds to replace Compressed Natural Gas (CNG) buses with electric models. Similarly, the WWLBC CERP focuses heavily on clean truck incentives. Lastly, the ELABHWC CERP’s only goal that will actively reduce emissions from railyards is using incentives to replace diesel equipment.

8-2

While incentive strategies should be included as part of the CERP, other strategies need prioritization. For example, creating strong Indirect Source Rules (ISRs), mandating on-site mitigation and requiring, rather than just incentivizing, zero-emissions port and railyard equipment are clear examples where tighter rules will yield emissions reductions. Additionally, rules must be enforced in order to be effective. As such, SCAQMD should include tougher penalties as authorized in AB 617 and greater enforcement efforts as part of its overall strategy.

- **SCAQMD must meet the deadline for Best Available Retrofit Control Technology (BARCT) implementation, and more clarity between BARCT’s role in the CERPs is needed.**

In addition to implementing the Community Air Protection program and creating CERPs, AB 617 also directs nonattainment air districts to expedite BARCT implementation. HSC §40920.6(c)(1) required air districts in nonattainment for one or more major air pollutants to adopt an expedited schedule for BARCT implementation. Implementation of BARCT must be completed by the earliest feasible date but no later than December 31, 2023. SCAQMD has approved a schedule outlining 17 rule updates, the last of which is scheduled to be considered in 2022. We urge SCAQMD keep to this implementation schedule and begin requiring expedited compliance with the updated rules.

8-3

Additionally, CSC members have expressed the need for more clarity over the intersection between CERPs and BARCT implementation. The WWLBC CERP only briefly mentions BARCT as a strategy to reduce emissions from refinery flaring. Meanwhile, BARCT is not referenced in the SBM CERP or (as of June 24, 2019) ELABHWC CERP at all. As such, we ask SCAQMD to provide more clarity of how BARCT will impact CERP implementation, which local emission sources will be covered by BARCT, and how BARCT will provide air quality improvements to AB 617 communities.

- **SCAQMD’s focus should include, but not be overly specific to concerns expressed during the CSC process.**

One of the key aspects of AB 617 and SCAQMD’s implementation of the bill is giving community members the opportunity to identify specific emissions concerns. SCAQMD staff should be commended for drafting the CERPs in a way which reflect these community concerns. However, emissions sources like refineries and other industrial sources are very complicated and have many ways of emitting air pollution. For example, the WWLBC CERP specifies refinery boilers and heaters as being community concerns. However, this should not be interpreted to exclude cracking units and other refinery infrastructure and operations. Rather, SCAQMD should be focused on reducing emissions from the overall source – in this instance, the refinery – rather than its specific components identified by the CSC. While staff comments to the CSC suggest SCAQMD will take a broader approach, it should be made clear in the CERP.

8-4

- **To the greatest extent possible, all proposed emission reductions should meet State Implementation Plan (SIP) creditable criteria (quantifiable, surplus, enforceable and permanent). However, emission reductions that don’t meet these criteria (e.g., working with local agencies to rectify bad land use decisions) should be considered.**

8-5

The emission reductions achieved by the CERPs should be real, meaningful, and verifiable. The closer they are to meeting the criteria for being SIP creditable, the more

confidence the community will have in the effectiveness of the Community Air Protection program. At the same time, we recognize that not all important reduction measures lend themselves to meeting these criteria. Other opportunities should not be ignored.

8-5
Cont.

Section II: Comments applicable to the WWLBC CERP

- **The WWLBC CERP must be more aggressive in reducing emissions from the ports and drayage operations.**

According to an SCAQMD staff presentation, just under 86% of all toxic air contaminants within the WWLBC community is DPM. As such, reducing DPM emissions is vital to the WWLBC CERP's success. While the WWLBC CERP references several CARB rules in development specifically to reduce air pollution from port sources such as drayage trucks, commercial harbor craft, ocean-going vessel fuel and at-berth rules, the CERP fails to commit SCAQMD to publicly supporting these rules. At minimum, SCAQMD should make written and verbal comments in support of these rules when they are being contemplated by CARB to help secure stronger regulations to reduce port air pollution in the South Coast Basin and throughout the state. Further, SCAQMD support for these rules should be made clear in the WWLBC CERP as well.

8-6

Additionally, many of the port-related actions outlined in the CERP should be strengthened:

- With respect to Action 1, "Reduce Leaks from Oil Tankers," this action's responsibilities should include specific deliverables and dates for completion for the responsible agencies identified.
- With respect to Action 2, "Reduce Emissions from Ships and Harbor Craft," the Ports of Los Angeles and Long Beach should be specifically listed among implementing agencies with responsibility to conduct outreach and education among shipping lines and harbor craft owners regarding new technologies and fuels available to reduce emissions in the operations of their vessels. Although such education and outreach are listed as a course of action, no agency is listed as responsible for such outreach. The Ports are best able to share such information directly with shipping lines and harbor craft owners and should be listed as such. Further, this action's responsibilities should include specific deliverables and dates for completion for the responsible agencies identified.
- With respect to Action 3, "Reduce Emissions from Port Equipment (Cargo-Handling Equipment) and Drayage Trucks," the first responsibility listed under SCAQMD should state, "Continue development of FBMSM (Facility Based Mobile Source Measure.) Conduct outreach to CSC for FBMSM work groups, workshops, and meeting participation. COMPLETE AND IMPLEMENT"

8-7

8-8

8-9

FBMSM BY SECOND QUARTER OF CALENDER YEAR 2020." As stated above, all responsibilities identified in the CERP should include specific deliverables and dates for completion of those responsibilities.

8-9
Cont.

- **ISRs should be included as part of the WWLBC CERP’s actions for addressing neighborhood truck traffic, as should working with local governments to move trucks away from sensitive receptors.**

The “Neighborhood Truck Traffic” strategy in the WWLBC CERP has no reference to ISRs being an action. Rather, the strategy refers to the broader FBMSM, which is mostly focused on port and drayage operations. This is problematic, as the WWLBC community includes warehouses, fuel depots, chassis yards and fueling stations that attract trucks and truck-related emissions. While this is partially addressed through the WWLBC CERP’s strategy of enforcing CARB’s anti-idling rules, ISRs should also be included as an action for neighborhood truck traffic. ISRs are referenced in WWLBC’s & ELABHWC “Railyards” strategies and are also included in the SBM CERP’s strategy for “Neighborhood Truck Traffic.”

8-10

Additionally, the WWLBC CERP needs stronger language relating to reducing emissions exposure from trucks. Currently, the WWLBC CERP specifies three actions to reduce truck emissions around and exposure at sensitive land uses: enforcing CARB’s anti-idling rules, public outreach and installing ventilation filtration systems. However, the SBM CERP includes a more robust action: working with local governments to move trucking routes away from sensitive receptors. Many schools and other sensitive receptors within the WWLBC community are on streets and roads heavily used by trucks. As such, we strongly urge SCAQMD to include moving truck traffic away from sensitive receptors as an action in the WWLBC CERP.

- **SCAQMD should work with local governments to create a 2,500-foot buffer zone between new residential or sensitive land uses and oil and gas operations**

Owing to the region’s history as one of the most productive oil fields in the world, thousands of active and inactive oil and gas wells are spread across the WWLBC community. Many of the wells are underneath or near residential or sensitive land uses, and residents frequently complain about odors and emissions from these operations. While the WWLBC CERP specifies several strategies and action for reducing emissions from these operations, there is one action that’s missing. SCAQMD should work with local governments to create a 2,500-foot buffer zone between residential or sensitive land uses and oil and gas operations. Though the WWLBC community is by far the most impacted by oil and gas operations, the buffer zone should also be applicable to all residential and sensitive land uses.

8-11

- **The Memoranda of Understanding (MOU) being negotiated with the Ports should be designed to meet air quality attainment goals rather than duplicating the Clean Air Action Plan (CAAP).**

The commitments made by the Ports of Los Angeles and Long Beach in their most recent CAAP are not enforceable by SCAQMD and may not be permanent. For example, some CAAP commitments are reliant on Port-sponsored feasibility studies and do not provide assurance that specific commitments will be met. Therefore, the CAAP commitments lack credibility and provide the community with little more than skepticism about the Ports' promises for a better, less polluted future.

8-12

- **More information on current efforts to reduce emissions from railyards is needed, and the MOU and ISR action for railroads must be clarified and strengthened.**

On page 5-3, under "State Actions (CARB)," the text does not provide any information regarding the railyards' compliance with the second agreement in 2005 between CARB, BNSF and Union Pacific. This information should be provided to the CSC and a summary of what the railroads have done to comply with the second rule should be included in the CERP.

8-13

With respect to Action 1, "Reduce Emissions from Railyards," under South Coast AQMD responsibilities, a specific date should be listed for the completion and implementation of the indirect source requirements for railyards, so as to provide the impacted communities with certainty regarding when the railyards and railroads can be expected to do their part in reducing pollution.

Further, there are NO responsibilities assigned to the railroads themselves. Once the indirect source requirements are implemented, the railroads should have the responsibility of complying with the indirect source requirements themselves.

- **Phase out Modified Hydrofluoric Acid (MHF) at refineries**

While not specific to AB 617, eliminating the use of MHF is critically important. Only two refineries in California use MHF and both jeopardize the WWLBC community (one refinery is within the community while the other is approximately one mile from the Normandie Avenue western border.) Industrial accidents (such as the 2015 Torrance Refinery explosion and the December 2018 MHF leak), cyberterrorism and large seismic activity can result in a catastrophic MHF release. Should an MHF release occur, a concentration as low as 35 parts per million can cause serious injury or death. The CERP should include a commitment to phasing out MHF, as well as anticipate potential emissions and economic impacts from the phase out and conversion process.

8-14

CCA appreciates the opportunity to submit these comments. We look forward to continuing our involvement with the AB 617 implementation process and will continue to provide feedback on the implementation of this important legislation.

8-14
Cont.

Sincerely,



Christopher Chavez
Deputy Policy Director
Member (West Long Beach Resident), WWLBC AB 617 Community Steering Committee

Response to Comment Letter #8-1

Regarding emission reduction targets see Response to Public Meeting Comment #1-2. Emission reductions from actions in the CERP that result in SIP approved rules will contribute to the South Coast Air Basins' attainment of the state and national air quality goals and improve community health outcomes.

Response to Comment Letter #8-2

Incentives are among the strategies used in the CERP because they can bring expedited emissions reductions above and beyond current requirements. However, the CERP does not rely on any one type of strategy, and instead uses a combination of strategies to reduce emissions, including regulation, enforcement, air monitoring, outreach and incentives. The totality of these actions will bring emission reductions to this community, as quantified in Chapter 5a. Penalties for issued Notices of Violation are determined on a case-by-case basis.

Response to Comment Letter #8-3

As an ongoing effort, South Coast AQMD is currently dismantling the Regional Clean Air Incentives Market (RECLAIM) program, because the ability to achieve NO_x emission reductions using a market-based approach has diminished. These RECLAIM NO_x facilities, typically larger facilities, will transition to a command-and-control regulatory structure to ensure these facilities meet BARCT. As a part of this effort an analysis of the equipment at each RECLAIM facility is being conducted that gives priority to older, higher polluting equipment that need to install retrofit controls. Equipment at non-RECLAIM facilities that are within the community and do not meet new BARCT requirements, will also be required to do so. As part of the BARCT process, the following South Coast AQMD Rules will be evaluated or have been evaluated: 1109.1, 1110.2, 1117, 1118.1, 1134, 1135, 1146, 1146.1, 1146.2, 1147, 1147.1, and 1147.2. The BARCT

Appendix RTC-62

assessment is still currently being conducted for a number of rules and the list of affected non-RECLAIM facilities has not been finalized.

Response to Comment Letter #8-4

The CERP focuses on air quality concerns prioritized by the CSC. However, the plan also includes actions that are based on the Source Attribution Report in Chapter 3b and provides emission reduction targets for a broader range of emission sources than specified by the CSC. For example, as opposed to only addressing emissions from refinery boilers and heaters prioritized by the CSC the CERP addresses emissions from other equipment used at petroleum refineries, such as, gas turbines, fluid catalytic cracking units, sulfur recovery units, gas turbines, incinerators and a coke calciner (see Action 5 in Chapter 5b).

Response to Comment Letter #8-5

The emission reduction targets quantified in the CERP are in part based on actions that will result in emission reductions that meet the SIP creditable criteria (i.e., quantifiable, surplus, enforceable, and permanent). See Response to Comment Letter #8-1 for additional details.

Response to Comment Letter #8-6

The CERP includes measures in Action 2 of Chapter 5c – Ports for South Coast AQMD staff to support CARB’s rule development for the proposed At-Berth Regulation and future updates to rules for other port-related mobile sources (e.g., commercial harbor crafts, drayage trucks, and cargo handling equipment). South Coast AQMD staff will monitor and participate in the development of these regulations to support and accelerate the deployment of zero- and near-zero emission technologies at the Ports as early as practicable.

Response to Comment Letter #8-7

Chapter 5c – Ports, Action 1 in the CERP includes an estimated timeline and specifies the agencies responsible for implementing the Action. For example, the Action specifies that South Coast AQMD staff is responsible for using optical gas imaging technology, air measurements, and other available information to identify oil tankers with fugitive emissions leaks. Also, based on the estimated timeline for this Action the South Coast AQMD staff is responsible for providing the CSC with quarterly updates on these activities beginning in mid-2020.

Response to Comment Letter #8-8

In the CERP the Ports are listed as implementing agencies for Action 2 of Chapter 5c – Ports. Based on this Action the Ports and South Coast AQMD are responsible for working together to hold one outreach event per year to provide equipment owners and operators information about incentives (e.g., opportunities for cleaner ships and harbor craft).

Response to Comment Letter #8-9

Staff incorporated CCA’s request to add that South Coast AQMD would continue to develop Facility Based Mobile Source Measures (FBMSM) for the Ports (through an MOU) and to conduct outreach to CSC members for FBMSM working groups, workshops, and meetings. CCA requested

that South Coast AQMD complete and implement a FBMSM by second quarter 2020. South Coast AQMD's goal is to develop an MOU with the Ports in early 2020.

Response to Comment Letter #8-10

Action 2 of Chapter 5d – Neighborhood Truck Traffic in the CERP includes a measure that commits South Coast AQMD staff to continue to develop Facility Based Mobile Source Measures for warehouses. Additionally, the same action includes a measure to work with the city of the county to evaluate potential designated truck routes and identify resources to enforce these routes.

Response to Comment Letter #8-11

South Coast AQMD requires mandatory disclosure of oil field chemical use for well drilling, well completion and well rework activities. Rule 1148.2 requires well operators and chemical suppliers to submit and report chemical usage data related to routine oil and gas activities. This information is available on South Coast AQMD's website at: <http://www.aqmd.gov/home/rules-compliance/compliance/1148-2>. Also, Rule 1148.2 requires well operators to notify South Coast AQMD of certain well activities that occur within 1,500 feet of a sensitive receptor such as a residence, school, hospital, or other health care facility. Additionally, the CERP includes a measure to review the Los Angeles County Department of Health's Community Improvement Plan (CHIP) and provide the Los Angeles County Department of Health with technical support (e.g., air quality data) to mitigate air quality impacts from oil drilling and production sites.

The South Coast AQMD is aware that the City of Los Angeles is looking at the feasibility of establishing setbacks for sensitive receptors within a specified distances of an existing or a new oil and gas well. The City of Los Angeles' report recognized that other engineering and operational controls can provide additional public health protection. The CERP includes an action that is based on engineering and operational controls that focuses on oil drilling and production that can complement efforts at the City of Los Angeles or other local jurisdictions. These control strategies are designed to improve early leak detection, reduce fugitive emissions from leaking wells, use of advanced air measurement technologies to screen wells, and follow-up investigation and enforcement activities to ensure leaks are fixed. This action includes rule development for Rule 1148 series and Rule 1173 to reduce emissions and improve reporting. The South Coast AQMD staff will monitor the City of Los Angeles' efforts on this issue.

Response to Comment Letter #8-12

South Coast AQMD is currently working with the Ports to quantify the emission benefits associated with implementation of SIP creditable CAAP measures. The MOU is intended to establish metrics and mechanisms to monitor the implementation of these measures and to track progress toward achieving actual emission reductions.

Response to Comment Letter #8-13

According to CARB both BNSF and Union Pacific (UP) railroads met the 2005 Agreement provisions that included the following:

- Railyard inventories and modeling (enabling the HRAs and community processes),
- Idle reduction devices,
- Lower sulfur fuel, and
- Facility inspections.

BNSF and UP's compliance with the 2005 agreement with CARB has been added in Chapter 5e, within the "State Actions (CARB)" section under "Ongoing Efforts". The compliance status of both of these railroads have been included within the Wilmington, Carson, West Long Beach CERP.

One of the strategies South Coast AQMD is evaluating to reduce emissions from railyards is through Indirect Source Rules (ISR). The development of ISRs was initially intended to address regional air pollution, specifically nitrogen oxides (NOx) emission reductions, and to attain the National Ambient Air Quality Standards as required by the Clean Air Act. However, the CSC has made it clear that an ISR must also focus on reducing localized impacts, and staff will consider that focus in the rulemaking process. South Coast AQMD staff's goal is to present the railroad ISR proposal to the Governing Board in the fourth quarter of 2020.

Staff acknowledges that rail operators play a key role in reducing emissions within the Wilmington, Carson, West Long Beach community. South Coast AQMD staff will continue to work with CARB and both BNSF and UP to reduce emissions.

Response to Comment Letter #8-14

South Coast AQMD is currently considering the issue of the storage and use of MHF at the two local refineries. Recently, the Governing Board directed staff to work with both the community and industry to reach resolution and present to the Refinery Committee for review, with the Committee making recommendations to the full Board. Staff held 19 meetings with the community, unions, and refineries discussing both an MOU and a rule approach. As directed by the Board, staff presented the status of these meetings to the Refinery Committee on Saturday June 22, 2019. This is an ongoing effort that is being developed under Board directive in a process that is open to the public and all interested parties. Potential emissions and economic impacts from any action to be taken will be evaluated as appropriate through environmental and socioeconomic analyses. For more information on this effort, please visit South Coast AQMD's website at <https://www.aqmd.gov/home/rules-compliance/rules/scagmd-rule-book/proposed-rules/proposed-rule-1410>.

Comment Letter #9: Tim DeMoss – Port of Los Angeles



Comment Letter #9

425 S. Palms Verdes Street Post Office Box 151 San Pedro, CA 90733-0151 TEL/TDD 310 SEA-PORT www.portoflosangeles.org

Eric Garcetti Mayor, City of Los Angeles	Jaime L. Lee President	Diane L. Middleton Commissioner	Lucia Moreno-Linares Commissioner	Anthony Prozzi, Jr. Commissioner	Edward R. Renwick Commissioner
Board of Harbor Commissioners	Eugene D. Seroka	Executive Director			

June 24, 2019

AB 617 Team
South Coast Air Quality Management District
21865 Copley Drive
Diamond Bar, CA 91765

SUBJECT: COMMENTS ON AB 617 WILMINGTON, WEST LONG BEACH, CARSON DRAFT COMMUNITY EMISSIONS REDUCTION PLAN

The City of Los Angeles Harbor Department (Port of Los Angeles or Port) appreciates this opportunity to provide comments to South Coast Air Quality Management District (SCAQMD) on the AB 617 Wilmington, West Long Beach, Carson Draft Community Emissions Reduction Plan (CERP).

The Port of Los Angeles has the following comments on Chapter 5C – Ports, on the Wilmington, West Long Beach, Carson CERP.

A) Corrections in section titled “San Pedro Bay Ports Clean Air Action Plan (CAAP)”

1. The first paragraph of this section contains the following sentence:

“The Port of Los Angeles also provides funding for ships participating in a technology demonstration program.”

9-1

Funding for ship projects can be provided by the ports of Los Angeles and Long Beach (Ports). The Ports have a joint Technology Advancement Program (TAP) that provides funding for technology demonstration programs. More information on the Ports’ joint TAP can be found at the link below.

<http://www.cleanairactionplan.org/technology-advancement-program/>

2. The second paragraph of this section contains the following sentence:

“Under this program, beginning in 2020, all heavy duty trucks will be charged a rate to enter the Ports’ terminals....”

9-2

Please include the following information from the CAAP Update at the link below:

<http://www.cleanairactionplan.org/documents/final-2017-clean-air-action-plan-update.pdf/>

The CAAP 2017 Update states on pages 39-40 that initiation of the truck rate will be contingent on several critical elements:

9-2
Cont.

1) Promulgation of a near-zero-emission standard by California Air Resources Board (CARB); and 2) Economic study to establish the Clean Truck Fund rate that will evaluate the capacity of the industry to absorb this expense, the effect on the Ports' economic competitiveness and the potential for cargo diversion; and 3) Completion of the Truck Feasibility Assessment, including evaluation of availability of trucks meeting the CARB certification level; and 4) Establishment of a truck rate collection mechanism.

3. In footnote 10, please include the Port of Long Beach's Green Ship Program, see link below.

9-3

<http://www.polb.com/environment/air/greenflag.asp>

B) Clarification in Action 1, Section "Implementing Agency, Organization..."

Port of Los Angeles' tenants, not the Port, must grant access to their terminals. The Port is willing to facilitate contact with our tenants for SCAQMD and CARB staff to arrange inspections of the terminals; however, the Port cannot guarantee access.

9-4

C) Clarification in Action 3

1. In the "Course of Action" section, the fourth bullet states:

"Continue developing Facility-Based Mobile Source Measures (FBMSM) for Ports"

The Port requests addition of "through a Memorandum of Understanding (MOU) with the Ports" after FBMSM. We appreciate the ongoing work between the Ports and SCAQMD on the MOU based on the 2017 San Pedro Bay Ports CAAP Update.

9-5

2. In the "Estimated Timeline" section, the Port requests inclusion of CARB promulgation of a near-zero emissions manufacturing standard in the "... based on feasibility assessment study for trucks and truck rate study..." in the second bullet.

9-6

AB 617 Team

Page 3

3. In the *"Implementing Agency, Organization..."* section, the Port again requests to include "through a MOU" after FBMSM under SCAQMD's Responsibility.

9-7

D) General Corrections

1. Consistency on capitalization of Ports. There are areas where Ports are capitalized and other parts where Ports are in lower case.
2. Spelling errors in Action 3 for *"handling"* and *"targeted."*

9-8

The Port of Los Angeles would like to thank SCAQMD for continuing to work with us in achieving significant public health benefits.

Sincerely,



CHRISTOPHER CANNON
Director of Environmental Management

CC:LW:TD:AC:yo
APP No.: 110128-840

Response to Comment Letter #9-1

In Chapter 5c – Ports, under the section titled “San Pedro Bay Ports Clean Air Action Plan (CAAP) – Port of Long Beach and Port of Los Angeles” the sentence “The Port of Los Angeles also provides funding for ships participating in a technology demonstration program” was rewritten to “The Ports also provide funding for ships participating in a technology demonstration program through the joint Technology Advancement Program (TAP).” Staff included a reference at the end of the rewritten sentence that provides the link provided by the commenter.

Response to Comment Letter #9-2

In Chapter 5c – Ports, under the section titled “San Pedro Bay Ports Clean Air Action Plan (CAAP) – Port of Long Beach and Port of Los Angeles” the sentence in the second paragraph was changed from “Under this program, beginning in 2020, all heavy duty trucks will be charged a rate to enter the Ports terminals...” to “By 2035 only trucks that are certified to meet zero-emissions will be exempt from the rate. Initiation of the truck rate is contingent on certain elements (e.g., an economic study to establish the rate).” Staff included a reference at the end of the new sentence that provides the link provided by the commenter.

Response to Comment Letter #9-3

In Chapter 5c – Ports, an additional reference (12) was added to include information about the Port of Long Beach’s Green Flag Incentive Program.

Response to Comment Letter #9-4

Chapter 5c – Ports, Action 1, under the “Implementing Agency, Organization, Business or Other Entity” section, has been updated to “Tenants of the Ports (Los Angeles and Long Beach)” and “Work with South Coast AQMD, CARB, and the Ports’ tenants to facilitate contact between the regulatory agencies and tenants to arrange inspections of the terminals”.

Response to Comment Letter #9-5

Chapter 5c – Ports, Action 3, the fourth bullet point under the “Course of Action” section was clarified as “Continue developing FBMSM for Ports through an MOU”. In the event that the MOU approach is not successful and emission reductions are not achieved, staff will recommend the Governing Board consider a regulatory approach (i.e., ISR) for reducing emissions from the Ports.

Response to Comment Letter #9-6

In Chapter 5c – Ports, Action 3, the second bullet point under the “Estimated Timeline” section was revised to “Beginning 2020, implement Ports’ Clean Truck Program as described in the CAAP (based on feasibility assessment study for trucks and truck rate study and the promulgation of near-zero emission manufacturing standards by CARB)”.

Response to Comment Letter #9-7

Chapter 5c – Ports, Action 3, under “Implementing Agency, Organization, Business or Other Entity” section has been revised to, “Continue development of FBMSM through a MOU and conduct outreach to CSC for FBMSM working groups, workshops, and meetings”, under South Coast AQMD’s responsibility.

Response to Comment Letter #9-8

The term “Ports” was used when applicable to the Port of Long Beach and the Port of Los Angeles. The capitalization of Ports and spelling errors for “handling” and “targeted” have been addressed throughout the CERP.

Comment Letter #10: Uduak-Joe Ntuk – City of Los Angeles Office of Petroleum and Natural Gas Administration and Safety

**BOARD OF PUBLIC WORKS
MEMBERS**

KEVIN JAMES
PRESIDENT

CECILIA CACELLO
VICE PRESIDENT

MICHAEL R. DAVIS
PRESIDENT PRO TEMPORE

JESSICA CALOZA
COMMISSIONER

AURA GARCIA
COMMISSIONER

**Comment Letter #10
CITY OF LOS ANGELES**

CALIFORNIA



ERIC GARCETTI
MAYOR

**OFFICE OF THE
BOARD OF PUBLIC WORKS**

FERNANDO CAMPOS
EXECUTIVE OFFICER

200 NORTH SPRING STREET
ROOM 381, CITY HALL
LOS ANGELES, CA 90012

TEL: (213) 978-0261
TDD: (213) 978-2310
FAX: (213) 978-0278

<http://btpw.lacity.org>

June 21, 2019

TO: South Coast Air Quality Management District - AB 617 Team
21865 Copley Dr, Diamond Bar, CA 91765

SUBJECT: AQMD AB617 Community Emission Reduction Plan (CERP) Comments

Dear AB 617 Team,

I am writing in response to the request for comments on the AB 617 Community Emission Reduction Plan (CERP). Below is a series of comments related to the oil drilling and production sections:

Chapter 5: Actions to Reduce Community Air Pollution, Oil Drilling and Production

Action 2: Improved Public Information and Notifications on Activities at Oil Drilling and Production Sites

Course of Action: Work with stakeholders to identify and implement key areas for improvement for the Rule 1148.2 information and notifications. Work with local public health departments on health-related messaging on risks and how to reduce exposures.

OPNGAS Comment #1:

Pursuant to Rule 1148.2, onshore oil and gas well operators and their chemical suppliers are required to submit data on chemical usage for events including well drilling, well completion, well rework, and well stimulation within the SCAQMD. Operators must submit notification of well drilling, completion, or rework between 10 and 2 days prior to starting.

10-1

However major data gaps regarding chemical identities, properties, and data reliability need to be addressed. In a recent study by my office where SCAQMD chemical and event data from June 4, 2013 to August 31, 2018 were downloaded on August 31, 2018, a total of 327 chemicals reported in the SCAQMD dataset could not be definitively identified by Chemical Abstracts Service Registration Number (CASRN) and were labeled trade secret chemicals.

Chemical information that is submitted by operators includes errors, such as incorrect CASRNs, obvious misspellings, and inconsistent data entries.

Table 1. Examples of chemicals with invalid CASRN's that could be identified.

Standardized Name	Correct CASRN	Original Reported Name	Original Invalid CASRN's
Alcohols, C12-15 ethoxylated	68131-39-5	Ethoxylated alcohol C12-15	683131-39-5
Bentonite	1302-78-9	Bentonite	1305-78-9
Isotridecanol, ethoxylated	9043-30-5	Isotridecanol, ethoxylated	9403-30-5
Pine oil	8002-09-3	Terpene hydrocarbon	80020-90-3 8002-09-0

10-1
Cont.

The lack of strict quality control over operator submitted data hinders analysis and usability of the dataset.

SCAQMD should verify and validate all submitted chemical and mass usage information. Mass, density, concentration, and volume data should be required for all chemical disclosures, including trade secret chemicals, to ensure mass usage data is adequate and verifiable. Data reported to SCAQMD should be compared to and verified against other datasets, including those which are only reported to regulators and not publicly available.

SCAQMD should adopt approaches to chemical use reporting similar to SB 4 but also require operators to disclose all trade secret chemicals for all events associated with oil and gas operations in general and not only for hydraulic fracturing and well stimulation. SCAQMD should continue to work with chemical suppliers to come up with solutions to protecting trade secrets while at the same time encouraging disclosure, such as is exercised under AB 1328.

OPNGAS Comment #2:

The disjointed nature of the SCAQMD dataset hinders analysis and usability of the dataset. The SCAQMD dataset is maintained as separate event and chemical reporting datasets, which themselves are further divided into the periods before and after September 4th, 2015. Chemical reporting data (e.g. chemical names, masses, etc.) and event notification data (e.g. event type, start date, latitude, longitude) are in separate datasets. SCAQMD should maintain their data as one integrated dataset that combines both event and chemical reporting data from all time periods.

10-2

Chapter 5: Actions to Reduce Community Air Pollution, Oil Drilling and Production

Action 3: Evaluate Feasibility to Amend Rule 1148 Series to Reduce Emissions and Require Additional Reporting

Course of Action: Consider amendments to Rule 1148 series and Rule 1173 to reduce emissions and improve emissions reporting from oil drilling and production sites. Examples of additional requirements that could be considered are:

- Leak detection technologies and programs*
- Lower-emission or zero-emission equipment for on-site operations*
- Annual reporting of emissions*
- Improved reporting of chemicals used on-site*
- Additional requirements to conduct root-cause analysis and implement odor minimization plans when odors are traced back to a facility*

OPNGAS Comment #3:

- "Lower-emission or zero-emission equipment for onsite operations" should be specified as Tier 4, Tier 3 or LEV III engines. 10-3

OPNGAS Comment #4:

- "Annual reporting of emissions" should be monitoring based rather than operator reported to verify volume as well as understand emission patterns over time. 10-4

OPNGAS Comment #5:

- "Improved reporting of chemicals used on-site" The lack of strict quality control over operator submitted data and the disjointed nature of the SCAQMD dataset hinders analysis and usability of the dataset. Chemicals from the California Environmental Reporting System (CERS) should also be included in the disclosures. 10-5

OPNGAS Comment #6:

Other additional requirements to add are:

- Real Time Fence line air monitoring (including for alkanes, VOCs, H2S, SOx, Criteria pollutants and Hazardous Air Pollutants) for background conditions, changes and leak detection targeting 10-6
- Requirements for vapor recovery systems
- NOx Reduction programs including requirements for tuned equipment, idling limits, electric temporary power, permitted micro turbines and diesel particulate filters.
- Meteorological Stations to aid in community notifications

OPNGAS Comment #7:

There is a large focus on well drilling, but many emissions are also generated during well rework and maintenance activities (heavy diesel equipment is brought in, drill rigs, etc.). Include further measures to capture emissions from 24 hours / 7 days a week operations and maintenance work done on drill sites. 10-7

We appreciate that SCAQMD is seeking input from the public and local organizations on this important monitoring plan and are glad to have the opportunity to comment. If you have any questions, please feel free to reach me at (213) 978-1697 or via email at Uduak.Ntuk@lacity.org.

Sincerely,

Uduak-Joe Ntuk
PETROLEUM ADMINISTRATOR

c: UJN:eb

Response to Comment Letter #10-1

South Coast AQMD staff revised Action 3 of Chapter 5e – Oil Drilling and Production in the CERP to include a measure for considering amendments to the 1148 series rules (e.g., Rule 1148.2 – Notification and Reporting Requirements for Oil and Gas Wells and Chemical Suppliers). Considerations would include improving reporting of chemicals used on-site, such as event and chemical reporting information as described in the CERP.

Response to Comment Letter #10-2

South Coast AQMD staff will review the dataset and evaluate the feasibility of combining both event and chemical reporting data from all time periods in a more user-friendly format.

Response to Comment Letter #10-3

South Coast AQMD staff will conduct a review of on-site equipment during the rule development process and consider the classification of equipment. Certain on-site equipment may be regulated by CARB (e.g., portable engines). South Coast AQMD staff will work with CARB staff to identify on-site equipment, equipment classifications, and potential measures to reduce emissions from on-site operations.

Response to Comment Letter #10-4

Air monitoring efforts are outlined in the Community Air Monitoring Plan (CAMP) to address oil drilling and production sites. These air monitoring efforts may help supplement annual emissions reports by providing additional information about emission levels measured over time.

Response to Comment Letter #10-5

South Coast AQMD staff will review and consider these suggestions during rule development activities for Action 3 of Chapter 5e – Oil Drilling and Production.

Response to Comment Letter #10-6

The South Coast AQMD staff incorporated these suggestions into Action 3 of Chapter 5e – Oil Drilling and Production under the considerations to amend the Rule 1148 series.

Response to Comment Letter #10-7

Staff will monitor or inspect these sites during well rework and maintenance activities as resources are available. If elevated levels are observed through the monitoring efforts detailed in the CAMP, monitoring staff may remain at a location of concern for a longer period of time or compliance staff may follow up with an investigation to identify and address the emissions being generated during well rework and maintenance activities. Also, Action 3 of Chapter 5e – Oil Drilling and Production specifies considerations for lowering emissions from on-site equipment, improving emission controls during well rework and maintenance activities, and lower emission or zero-emission equipment for on-site operations.

The City of Los Angeles July 29, 2019 report “Council File No 17-0447 – Feasibility of Amending Current City Land Use Codes in Connection With Health Impacts at Oil and Gas Wells and Drill Sites” suggested that one possible way to improve health oversight is to have “Los Angeles County deputize the Los Angeles City Fire Department (LAFD) with health officer authority for oversight and inspections of oil and gas facilities within the City. This action would be proactive for future incidents and move away from a more reactive model of oversight while empowering our local emergency services agency, LAFD, to have more oversight related to oil and gas operation.”

Comment Letter #11: Janet Whittick – California Council for Environmental and Economic Balance (CCEEB)

Comment Letter #11



California Council for Environmental and Economic Balance

101 Mission Street, Suite 805, San Francisco, California 94105
415-512-7890 phone, 415-512-7897 fax, www.cceeb.org

June 25, 2019

Dr. Philip Fine, Deputy Executive Officer
Dr. Jo Kay Ghosh, Health Effects Officer
South Coast Air Quality Management District
Submitted Electronically to <https://onbase-pub.aqmd.gov>

RE: AB 617 Draft Community Emissions Reduction Plans and
Community Air Monitoring Plans

Dear Drs. Fine and Ghosh,

On behalf of the members of the California Council for Environmental and Economic Balance (CCEEB), we appreciate the opportunity to submit comments on the South Coast Air Quality Management District (SCAQMD or "District") draft community emissions reduction plans (CERPs) and draft community air monitoring plans (CAMPs). The SCAQMD has been a leader in developing AB 617 programs and policies, and its work in the communities of Wilmington-Long Beach-Carson, Boyle Heights-East Lost Angeles-West Commerce, and San Bernardino-Muscoy serves as a model statewide for achieving targeted and effective emissions and exposure reductions in overly burdened communities. CCEEB members operate in each of these three "first-year" communities, and many are active in the District's Community Steering Committee (CSC) process, as well as related activities and proceedings at the District related to AB 617 implementation.

Individual CCEEB members have been engaging with the District and other community members at the community-level, offering perspective and expertise as part of the plan development process. CCEEB has been engaging on a broader level, through its participation in the SCAQMD AB 617 Technical Advisory Group and the Air Resources Board (ARB) AB 617 Consultation Group. Our comments reflect this broader perspective, but are based on consultation with and feedback from our membership. Our intent is to help support successful program development, both in the three "first-year" communities as well as looking forward to the continued and expanded implementation of AB 617 in future communities.

Our main point is as follows:

- **Emission reduction actions should be based on technical review of those sources that contribute most to community-level exposures.** However, detailed community inventories and data on source apportionment have not yet been released, and only a high-level discussion of community impacts has occurred at community meetings. CCEEB believes the draft plans should be re-evaluated by the District and community stakeholders as more detailed and localized emissions data becomes publicly available.

AB 617 specifies that the statewide strategy to reduce criteria pollutant and toxic air contaminant emissions must include assessment of sources or source categories contributing to high cumulative exposure burdens, including the relative contribution of each source. AB 617 further specifies that air district community emissions reduction plans (CERPs) must be consistent with the statewide strategy. Yet draft actions have been developed *ahead of* the requisite technical analysis, putting the proverbial cart before the horse. For example, the Source Attribution section of the Community Profiles for Wilmington-Long Beach-Carson and San Bernardino-Muscoy will not be ready until after comments have been received on the draft CERPs. Moreover, localized air monitoring data, meant to measure and validate sources of concern to local communities, will not be available until a much later date and are not available to help establish baseline conditions or set reduction targets.

11-1

CCEEB acknowledges that much of the timing problem lies outside staff control given the accelerated implementation schedule set by the Legislature, as well as work that must be done by ARB to develop the on-road and off-road mobile inventories. However, the lack of technical background creates process concerns that will need to be addressed as new information becomes available. For example, in the Wilmington-Long Beach-Carson CERP, two of three refinery actions focus on flaring, yet no analysis has been done to show the degree to which flaring contributes to overall pollutant concentrations or that it even poses significant health risks. As such, it is difficult to evaluate whether these actions should be priorities as compared to other sources or actions, both refinery and non-refinery.

While high-level data has been presented to the CSCs, it has not been granular enough to indicate clear areas of focus. As such, identified concerns have been based on anecdotal experience and perceptions, without scientific validation. Moreover, a narrow focus in the plans on limited District authority omits a much needed discussion of how the SCAQMD, communities, and ARB can and should be partnering on strategies that tackle mobile source impacts, including diesel particulate matter. For example, while staff recognizes risks from on-road and off-road mobile sources under ARB authority, it has not yet specified the relative risk from different source types.

CCEEB recommends that the draft CERPs be revisited once technical data is available, and urges staff to provide scientific evidence validating community concerns and justifying recommended actions. CCEEB also recommends that the District and

community stakeholders engage ARB so that it is demonstrably responsible for community sources under its authority, as specified in the Health and Safety Code Section 44391.2(c)(6).

11-1
Cont.

In addition to our main point about the technical analysis needed to support the CERPs, we offer these additional recommendations on other areas of the CERPs and CAMPs.

- **SCAQMD air monitoring programs are robust and seem to be well aligned with the data collection needs of AB 617 communities.** CCEEB appreciates the tremendous amount of advance work that has been done to secure appropriate instrumentation and expertise, both in-house and through outside contractors. Moving forward, it will be important that the District work with all stakeholders to ensure that data collection, data interpretation, and communication of results will be clear, transparent, and understandable to public users. Context is key. CCEEB believes that the three Community Steering Committees and the AB 617 TAG can assist with this work and provide valuable insight to District staff. Additionally, the District will need to establish how different types of monitoring data can be used for different purposes, e.g., mobile monitoring such as FluxSense can be valuable as a screening tool, but most often more precise measurements are needed as a basis for regulatory actions.
- **Effective program metrics are important, yet will be a challenge to develop, track and quantify.** CCEEB believes program success should be measured based on sound data directly related to emissions and exposure reductions, to the extent feasible, while recognizing that some actions will take time to achieve desired results. Thus, it is important for the District to establish realistic timeframes, working with community members to set expectations.
- **Incentives and grants will play a major role in reducing emissions and exposures in AB 617 communities.** The CERPs should include a discussion of what funds have been allocated to date, how investments will achieve quantifiable results and community benefits, and what more needs to be done, particularly how groups can help support sustained funding efforts.

11-2

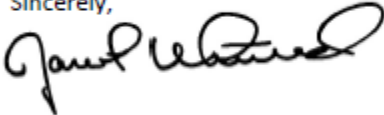
11-3

11-4

In closing, CCEEB wants to recognize the full spectrum of AB 617 activity at the District, much of which lies outside the community plans. This includes but is not limited to work to accelerate implementation of best available retrofit control technology (BARCT), the parallel process to sunset the Regional Clean Air Incentives Market, advocacy at the Legislature and with the Governor’s Office to secure nearly \$700 million in incentive funding statewide for AB 617 communities, and substantial technical assistance to ARB and other agencies on issues such as emissions reporting, air monitoring, deployment of low-cost sensors, and development of scientifically sound community inventories based on monitoring and modeling data. While our comments here are specific to the first-year community draft plans, we want to express our appreciation for the totality of

SCAQMD work implementing AB 617 and for its leadership statewide in advancing effective solutions that reduce community exposures and air pollution burden. Across all these efforts, CCEEB commits to continuing our support of the District in its implementation of the landmark AB 617 legislation.

Sincerely,



Janet Whittick
CCEEB Policy Director

cc: Ms. Karen Magliano, Director of the Office of Community Air Protection, ARB
Ms. Frances Keeler, CCEEB Vice President and South Coast Air Project Manager
Mr. Bill Quinn, CCEEB President
Members of the CCEEB South Coast Air Project

Response to Comment Letter #11-1

Chapter 3b – Source Attribution Analysis for the WCWL B CERP was released July 12, 2019 based on the best available inventory data, which is all that is available at this time. The analysis supports the need for the actions in the CERP that address sources prioritized (e.g., refineries and ports) by the CSC. For example, based on emissions data provided in the source attribution analysis (see Figure 3 of Chapter 3b) petroleum refineries account for 17% of VOC and 21% of NO_x, and 65% of SO_x emissions in the WCWL B community. Overall petroleum refineries are estimated to emit 1,182 tpy of VOCs and 229 tpy of PM_{2.5}. These data support the CSC’s priority for the actions in the CERP to reduce emissions from petroleum refineries.

Response to Comment Letter #11-2

The South Coast AQMD staff will continue efforts to work with all stakeholders to ensure that data collection, data interpretation, and communication of results are clear, transparent, and understandable to public users. The South Coast AQMD has launched its AB 617 Community Air Monitoring website and its Data Display tool featuring air quality data reporting from selected fixed community air monitoring stations. The primary goal of this tool is to share preliminary continuous monitoring data in near real time and finalized results of laboratory analyses and mobile platform survey monitoring.

South Coast AQMD staff presented initial results from air monitoring conducted for the AB 617 CAMPs at the CSC meeting held on August 7, 2019. Several actions in the CERP include a commitment from staff to continue to provide similar updates. For example, Action 1 of Chapter

5g, includes a commitment from South Coast AQMD staff to provide CSC members quarterly or biannual updates on efforts for air monitoring beginning the third quarter of 2020.

Response to Comment Letter #11-3

The CERP includes emission reduction goals and a course of action (i.e., step by step measures) with an estimated timeline. For example, the CERP includes a goal to reduce overall NOx emissions from refineries by 50% by 2030. This overall emission reduction goal is supported by five different actions to reduce emissions from petroleum refineries. The actions include step-by-step measures to address emission sources at refineries, timelines, and an estimate of emission reductions that contribute to the overall emission reduction goals for the CERP. The South Coast AQMD staff will update the CSC on emission reduction progress.

Response to Comment Letter #11-4

Approximately \$101 million were allocated to projects in the South Coast Air Basin that were funded by AB 134, of which 89% were located in disadvantaged and low-income communities. Of the total allocation \$319,622 was awarded to emission reduction projects located in the East Los Angeles, Boyle Heights, West Commerce community. Also, \$21,925,447 was awarded to emission reduction projects located in the San Bernardino, Muscoy community and \$9,036,563 to the Wilmington, Carson, West Long Beach community. Clean off-road equipment and near-zero emission trucks are two examples of the kinds of projects that the allocation funded.

The emission reduction targets in Chapter 5a for mobile source incentives are based on mobile source projects that have historically been incentivized in the Year 1 communities. Based on this information the estimated emission reductions for mobile source incentive projects in the Year 1 communities are between 40 and 50 tpy of NOx and 0.5 to 0.6 tpy of DPM emissions. The CERPs include actions to work with other entities to identify new funding opportunities.

Comment Letter #12: Alicia Rivera, et al. – Communities for a Better Environment (CBE)
Comment Letter #12



Jun 27, 2019

SCAQMD
 The AB617 Team

Submitted Electronically:

<https://www.aqmd.gov/nav/about/initiatives/community-efforts/environmental-justice/ab617-134/wilm/cerp>

Re: Wilmington/Carson/W. Long Beach Draft CERP does not meet AB617 promised goals

Dear AB617 Team,

Thanks for your hard work toward a new process in Wilmington / Carson / W. Long Beach (WCWLB) to listen to our community members, and develop a Community Emission Reduction Plan (CERP), to address long-standing unfair and extreme air pollution burdens here. AB617 (Assembly Bill 617, C. Garcia, 2017) was adopted by California with the promise that it would address cumulative impacts of “co-pollutants”, including smog-precursors and toxics emitted at the same time as greenhouse gases (GHG). This was designed to make up for GHG pollution trading through Cap & Trade, which allows concentration of harmful fossil fueled sources and expansion of these sources in our community, through a pay-to-pollute system. WCWLB bears the burden of the highest concentration of fossil fueled and other air pollution sources on the West Coast, with 5 oil refineries, the Ports of LA and Long Beach, extensive urban oil fields, extreme diesel traffic, and many other sources in a community that is over 90% people of color. Consequently, this area received approval to develop a customized Community Emission Reduction Plan for cumulative impacts (out of less than ten communities statewide in the first round, though many other communities need one).

This new AB617 process through the WCWLB Steering Committee started out somewhat chaotic, but improved in facilitation, and the District made many efforts to include us effectively. However, we are very disappointed in the substance of the draft CERP developed by the District (6/7/2019).¹ It does not quantify goals for emission reductions over time to eliminate or measurably reduce cumulative air pollution burdens here, nor to meet health standards. It is not an actual plan to meet AB 617 goals – it is a list of a few potential measures for each source category. It includes very few actual regulations toward this end, instead consisting mainly of air monitoring and enforcement of existing requirements. And the few proposed regulations were generally measures previously promised by the District, or separate from AB 617, so they do not seem to fulfill a new mandate. They are however a beginning and a step forward, and do include some measures we requested.

12-1

We apologize for submitting our formal written comments in response to the CERP a few days late, but we also ask the District to ensure that they are fully considered, as we have made most if not all of these same comments previously, to the District and the California Air Resources Board (CARB). We have received correspondence from the District stating that our comments may not be guaranteed to be addressed until September in the CERP process. This would be inadvisable and unfair in achieving AB617 goals. The District itself did not meet its own deadline for publishing the Draft CERP (which was promised to the public in May,

12-2

¹ <https://www.aqmd.gov/nav/about/initiatives/community-efforts/environmental-justice/ab617-134/wilm/cerp>

but published as an incomplete version starting June 7th and continuing in pieces for days after). There are many factors which made it very difficult for our community to complete comments by the District’s strict deadline. Two days before your June 24th comment deadline, the District held a major public hearing on a different regulatory issue, far from our community in Diamond Bar, necessitating long travel and preparation for community testimony (on Rule 1410 , on use of deadly modified hydrogen fluoride). The District has also held multiple public meetings or events key to our communities but separate from AB617 almost every week for months, in which our communities took part intensively, despite the burdens to our members, families, and staff, and with little or no consultation about scheduling. We know the District personnel also worked long hours on all these subjects, but we expect full consideration and addressing our comments at the July 11th WCWLB Steering Committee, and at the July Stationary Source Committee of the Board. These are not new issues that the District did not previously hear from us.

12-2
Cont.

I. General Recommendations Summary:

- A workable plan must include **quantified emissions reductions** (for example in pounds per day), with the purpose of addressing the cumulative burdens in our local communities – the current plan does not. We and others have previously made this comment orally during multiple AQMD WCWLB meetings, also as part of our written slideshow presentation by our representative Alicia Rivera during the AQMD May Steering Committee [*“AQMD needs to contribute cuts in tons/day with deadlines.”*],² and among other comments, in our letter to the State, regarding the design of the overall AB617 program Blueprint through the California Environmental Justice Alliance (CEJA). [*“All CERPs should result in substantial and quantifiable annual reductions that are above and beyond what is already required by existing law and regulations and ensure no net increase in criteria air pollutant and toxic air contaminant emissions.”*] As a member of CEJA, CBE (Communities for a Better Environment) and other member organizations developed and submitted these comments July 23, 2018. Please see these CEJA comments in full, which we incorporate by reference on this topic and on many other topics described below. We assume AQMD would take into account extensive comments made to CARB regarding the overall state Blueprint development AB617 last year. If not already done, we reference our CEJA comments here.³
- A workable plan needs metrics to meet **health standards** – We noted the LA County Health Department also stated this in their recently submitted comments on the draft CERP.⁴ We agree with the County’s comments regarding both the need to meet health standards and quantify emission reductions. [*“DPH recommends that each Chapter 5A-5G identify the Measurable Targets to address community emissions reductions from 1) refineries, 2) ports, 3) truck traffic, 4) oil drilling and production, 5) railyards, and at 6) schools, childcare centers and homes. Additionally, include health-based and data-driven air quality objectives including, but not limited to, the collection of community-level health data to be able to link emissions reductions to improved health outcomes. It is important that both the targets and baselines are established; therefore, it is possible to track progress of*

12-3

12-4

² CBE, Alicia Rivera, May 9, 2019, at Slide 10 on quantifying reductions, plus many other recommendations, available at: <http://www.aqmd.gov/docs/default-source/ab-617-ab-134/steering-committees/wilmington/presentation-cbe-june13-2019.pdf?sfvrsn=8>

³ CEJA Comments on Draft Community Air Protection Blueprint, p. 5 available at: <http://www.cbecal.org/wp-content/uploads/2018/07/CEJA-Comments-on-CARB-DRAFT-617-Blueprint.pdf>

⁴ Matt Baca, BSHA, DR, TLO, Project Manager, and Alyssa Beltran, MPH, June 20, 2019, available at: http://onbase-pub.aqmd.gov/publicaccess/DatasourceTemplateParameter.aspx?MyQueryID=257&ORKey_1409_1=WIL

emissions reductions over time.”] Our CEJA comment above also stated this last year to CARB, with many specific detailed recommendations on achieving health standards.

- **AQMD needs to address anticipated increases in air pollution projected ~2025 to 2029 and potentially continuing, by planning comprehensive switching to clean, renewable, zero emission energy sources.** AQMD identified in presentations to the its AB617 Technical Advisory Committee, that despite the District’s emission reduction plans, certain pollutant levels increase after ~2025, because of increased production or population. For example, the slide entitled “Projecting Future Point Source Emissions: Example of NOx Emission”, shows progress in emissions reductions through about 2025 due to existing regulation, then increasing air pollution due to economic growth factors.⁵ Because of the extreme fossil fuel burdens here, the plan must not only include individual source reduction regulations, but must include reasoned longer term plans that explicitly phase out fossil fueled sources step by step by 2050. Otherwise, our local communities and the region cannot meet AB617’s goal to address air pollution inequities, nor California’s goals to cut GHGs 80% by 2050 (in AB32 and other requirements).
- **While AQMD is right in elevating the community priorities, this cannot be used to shield the District from its responsibility to use its own expertise to reach AB617 goals.** Obviously the District has many more resources than community members. While community members’ knowledge and expertise must be recognized and seriously respected, AQMD must also propose a coherent plan that comprehensively and quantitatively addresses the cumulative impacts. Community members of the steering committee and public have made substantial contributions, but should not be expected to do the whole job. The District has placed undue focus solely on a few listed community priorities, rather than supplementing with a full plan.
- **Please review our referenced CEJA comments regarding many other general recommendations statewide, that apply equally to WCWLB.**

12-5

12-6

II. Oil Refineries and Oil Drilling

A. Report Card

Regarding specific measures in the CERP on Oil Refineries (Chapter 5b), and Oil Drilling and Production (Chapter 5e)⁶, we first summarize our finding in the following Table and Report Card. Unfortunately, due to many problems including those deficiencies identified above, we gave the District a D (Unsatisfactory) for these emissions sources, because of a lack of quantified emissions reductions and overall emissions and goals, lack of plans for switching, and for leaving out specifics we had previously proposed or supported. We note however that important measures were identified that represent improvements from existing conditions.

The concepts and many specifics of this table were orally presented to AQMD at the June Steering Committee of WCWLB by CBE and other community members.

⁵ SCAQMD, Emissions Inventory in the Base and Future Milestone Years – Point and On-Road Mobile sources, Assembly Bill (AB) 617 Community Air Initiatives, Technical Advisory Group Meeting, May 29, 2019, Slide 11, available at: <https://www.aqmd.gov/docs/default-source/ab-617-ab-134/technical-advisory-group/presentation-may29-2019.pdf?sfvrsn=9>

⁶ Available at: <https://www.aqmd.gov/nav/about/initiatives/community-efforts/environmental-justice/ab617-134/wilm/cerp>

Community Summary Report Card on SCAQMD WCWLB CERP Preliminary Draft of 6/7/2019 – Oil Refineries and Oil Drilling

(Grading – A: Excellent, B: Good, C: Satisfactory, D: Unsatisfactory, E: Failed)

Sector / Grade / Achieved New Emissions Reductions?	Improvements from Status Quo / Notes / Other
<p>REFINERIES -- D+ -- Unsatisfactory</p> <p>Only 1 regulation with a specific reduction goal – Flare Regulation Goal to reduce flaring 50% (although no mass emission reduction identified)</p> <p>Does not include Refinery Boiler & Heater requirements beyond RECLAIM commitments (only refers to existing RECLAIM replacement program Rule 1109.1).</p> <p>Does not require Cat. Crackers to add Wet Scrubbers we identified, which BAAQMD is considering.</p> <p>Does not require new Refinery Storage Tank emission reductions, though District previously identified this in its slides at WCWLB meeting as potential measure</p> <p>Does not include <i>any</i> new refinery control measure beyond those identified by the community.</p> <p>Allows continued Oil Refinery expansion permits in already over-burdened region – does not fulfill AB617 promise for plan over time to quantitatively address local burdens.</p> <p>No measures to identify or address changes in Crude Oil characteristics that impact air emissions (e.g. API or sulfur %)</p> <p>Contains no long-term ideas for fossil fuel replacement necessary to achieve goals</p>	<p>IMPROVEMENT FROM STATUS QUO: Does include important measures promised in past by AQMD or already required, but not previously scheduled:</p> <ul style="list-style-type: none"> • Flaring notice improvements • Tightened flaring requirements (promised 2 years ago by AQMD but now formally committed) • Improved VOC leak detection (increased monitoring & enforcement of existing regulations but no new emissions reductions requirements). This begins to address higher VOCs found by the joint AQMD Fluxsense study with Swedish scientists published 2017, highlighted by community members but unaddressed in AQMD inventory and permitting. <p>NOTE re need for MHF Regulation: Although another community recommendation (Banning MHF at 2 SoCal refineries) relates to accidental release threat rather than ongoing criteria and toxic emissions, refinery MHF use causes a major threat of death or permanent harm in a major release. Oil Refinery safety cannot be separated from ongoing emissions, so the CERP should include a goal to phaseout MHF within 4 years, as urged by the community. (This is an inherent part of Valero Refinery's fossil fuel production, and so related to both the GHG and local emissions.) Please incorporate by reference previous written comments by CBE with other organizations in the Rule 1410 context, which urge the District to develop a direct regulation for phaseout within four years, without a Performance Standard allowing continued MHF use.</p>
<p>DRILLING – D – UNSATISFACTORY</p> <p>Does not address biggest need – STOP EXPANDING DRILLING NEAR NEIGHBORS, SUPPORT COMMUNITY GOAL OF 2500 FT BUFFER ZONE</p> <p>Does not commit clearly to any new emission reduction regulation – proposes <i>considering</i> tightening of Rule 1148.1 requirements</p> <p>Continues to require reporting and monitoring to prove persistent problems before taking action. This approach has failed repeatedly– it assumes Oil Drilling is innocent until proven guilty, despite being a known emissions risk that is inappropriate near neighbors. Reporting & monitoring are important, but cannot replace pollution prevention.</p> <p>Does not address emissions reductions nor monitoring of sulfur compounds (H2S, SOx, CS2, COS, etc.)</p>	<p>IMPROVEMENT FROM STATUS QUO: Does include measures intended to reduce odors, leaks, give public notice:</p> <ol style="list-style-type: none"> 1) Leak Reduction efforts: <ul style="list-style-type: none"> • ID high priority wells, increase monitoring, leak detection, enforcement of existing requirements • Make data more user-friendly and accessible to community • Take follow-up action if persistent emissions detected (this will fail if not consistent enough since well impacts can wax and wane over time) • Expedite response to odor complaints 2) Improved Public information: Factsheets, infographics, outreach, public education. 3) <i>Evaluates whether</i> to tighten Rule 1148.1 to require emissions cuts.

12-7

12-8

B. Oil Refinery Flaring – Details of Emission Reduction Improvements Needed

CBE has previously submitted detailed comments on Oil Refinery flaring, for example during the Rule 1118 update in July 2017. At that time the District had committed to come back in 2018 with additional improvements to the regulation, including committing to provide optical sensing for flares, after the District had found that previous flare emission estimates were major underestimations of emissions. CBE has been closely involved with the original development of AQMD flare regulations, which greatly reduced flaring. However, substantial flaring still occurs, and it can dump large volumes of VOCs, SO_x, particulate matter, and other pollutants in a short time. While this is not a continuous major emission source, it can have a big impact in concentrated time periods.

We incorporate our attached comments on the Final Proposed flaring Regulation 1118, which we submitted July 6, 2017⁷ and request that the District include these recommendations and those below in the CERP, to supplement the rule update proposed for the CERP.

CBE also discussed many details of improvements for flaring during Alicia Rivera's May 9th presentation to the WCWLB Steering Committee, which came from our written and oral comments during the 2017 flare rule proceedings, summarized (and supplemented) as follows:

- **Flaring needs more emissions cuts (not just Notification), and the District should investigate eliminating most flaring, as it previously stated it would begin.** We do note and appreciate that in the Draft CERP, AQMD has added a goal to reduce flaring 50% if feasible. We propose eliminating or minimizing flaring to the greatest extent feasible. We understand flares are needed for *true* emergencies, but much more can be done to prevent emergencies, *and* to prevent planned flaring. This will also improve refinery safety (because one way to eliminate flaring is to reduce repeated malfunctions, including a common one – shutdowns due to power outage). It should also evaluate storing some level of gases within refineries through slower degassing of vessels during partial shutdowns, in order to further reduce planned flaring.
- **All refineries should have Flare Minimization Plans.** This should also prevent flaring in power outages.
- **Tighten Sulfur Oxide requirements and set a VOC standard, plus penalties for VOCs.**
- **We need Optical Remote Sensing for flares as promised in the past.** Monitoring in flare stacks is important but not enough. (Currently flare gas volume and concentration of pollutants are measured within the stack, then an estimated destruction efficiency / emissions factor is used to estimate emissions after combustion in the flare. This has proven inaccurate, causing underestimation of flaring in the past as the District is aware, since it was necessary to modify emission factors during the last round of flare rule updates.
- **“Clean Service” flares are not really clean** and should not have special exemptions. Emissions Factors for burning propane, butane, and methane in flares greatly underestimate VOCs.
- **Methane should no longer be exempt** - studies show it can substantially add to ground-level ozone, not only greenhouse gases, as we have previously commented to the District.
- **Flare Data should be online!** BAAQMD puts daily flare data online, but SCAQMD only provides quarterly totals. We shouldn't have to do Public Records Requests every time we want to look at flare data. We appreciate that AQMD has told us that it plans to improve online data.

12-9

⁷ CBE, Alicia Rivera, Julia May, Jaimini Parekh, *Re: Support Flare Rule 1118 with 2 Easy Amendments: 1) Fix Bad Emission Factor, 2) Add Plans to set VOC Performance Standard*, attached

C. Other Major Refinery and Oil Drilling sources we previously identified

1. Need Comprehensive Refinery Boiler and Heater Emission Reductions:

AQMD has committed to replacing the RECLAIM program with direct emission reduction measures, including through development of Rule 1109.1 this year for oil refineries. We had commented on the need to go beyond RECLAIM replacement, to address more comprehensively the emissions from Refinery Boilers and Heaters. We previously commented on this need at multiple points orally during the WCWLB meetings, also in the slide presentation of Alicia Rivera [*"Giant old Refinery Boilers and Heaters use massive quantities of fuel and need to be replaced with BACT, to achieve more cuts than just replacing RECLAIM."*] Note that BACT (Best Available Control Technology) can include fuel switching options, including innovative systems such as solar-preheating, which we urge the District to consider

CBE also submitted our own comments to CARB during the development of the AB617 Blueprint (in addition to the CEJA comments).⁸ **We incorporate these by reference (available in the link below).** We urge AQMD to consider the details of that comment as it applies to Refinery Boilers & Heaters (and other sources). This identified a CARB data evaluation of Boilers & Heaters Statewide, which evaluated many ways to minimize emissions, including through replacement. Here is an excerpt of the comments regarding reduction measures for numbers of these sources statewide (a large portion of which are located in the South Coast):

12-10

Emission reduction measures included (for 282 Refinery Boilers, 293 Oil and Gas Boilers, and 524 Refinery Process Heaters):

1. Replacing low and medium efficiency Boilers (Categories 1 and 2)
2. Optimizing boilers by reducing excess air
3. Retrofitting feedwater economizers
4. Retrofitting with air preheaters
5. Blowdown Reduction with controls and with feedwater cleanup
6. Blowdown heat recovery
7. Optimizing steam quality
8. Optimizing condensate recovery
9. Minimizing vented steam
10. Boiler insulation maintenance
11. Steam trap maintenance
12. Steam leak maintenance
13. Replacing low and medium efficiency heaters
14. Optimizing heaters
15. Recovering flue gas heat
16. Replacing refractory brick
17. Heater insulation maintenance

We know the District is also very aware of emission reduction measures for these sources.

⁸ CBE Comments on Draft Community Air Protection Blueprint pursuant to AB 617; Need Strong State Mandated Refinery, Transportation, and Small Cumulative Source Cuts, 7/23/2018, pp. 7-11, available at: <https://www.arb.ca.gov/lists/com-attach/29-ab617ccap18-VTMGaQBvU2FQOeZZ.pdf>

Many old Boilers and Heaters have avoided strong regulation over long decades, and been given breaks in permitting during expansions which allowed increased use, without new emissions controls or application of BACT.

The District should plan within the CERP and the region to fully optimize emissions reductions for Refinery Boilers and Heaters, go beyond RECLAIM requirements, and eliminate antiquated sources. Frequently, oil refineries that could have saved money and energy (according to CARB's data), have foregone replacement of boilers until they plan expansions. Then regulators have allowed them to do so voluntarily, so that they could use the shutdowns to offset other refinery expansions. These old units should have instead been cleaned up earlier through regulatory requirements, rather than using them to enable further fossil fueled expansion. We need to see this kind of practice stop, and plan to meet BACT standards for these units.

12-11

2. Need consideration to add requirement for Wet Scrubbers for oil refinery FCCUs

The BAAQMD (Bay Area Air Quality Management District) is considering adopting a regulation that would drastically cut oil refinery particulate matter and other emissions from FCCUs (Fluid Catalytic Crackers). CARB also directed AQMD to bring such a rule for consideration as part of AB617. Our WCWLB steering committee representative Alicia Rivera's slides also brought up this issue [*"Also require refinery Catalytic Cracking units to cut PM2.5 and SOx at least equal to Wet Scrubbers being considered in the BAAQMD, with no emission increases."*, Slide 10]

12-12

In addition, our previously described 2018 AB617 Blueprint comment letter to CARB, (available in the CARB docket link⁹), described this issue in detail. We incorporate those statewide comments, and refer AQMD's WCWLB CERP team to them (see pp. 11-14). We ask that you mandate that air districts require wet scrubbing or equivalent PM2.5 and SOx emission cuts from catalytic cracking units (CCUs) at oil refineries, and include this in the draft CERP.

3. Evaluation and Moratorium on Extreme Crude Oils related to air pollution and safety

So far the District has declined to provide a serious evaluation of the impacts of crude oils on air pollution, including impacts of extremely heavy or high sulfur crudes including Canadian Tar Sands, or extremely volatile, high benzene crude oils such as North Dakota Bakken Crude Oil. There has been a continuing threat that these previously geographically isolated crudes will develop new transport (major pipelines, crude by rail to port permits, etc.) that would allow access to high volumes of such extreme crude oils to LA refineries. The District should provide web data for easy access of crude oils used by oil refineries in the region, to the public. This data can be accessed currently only for non-domestic crudes, through the US EIA (Energy Information Administration), but it requires a fair amount of digging and processing this data. The District could make such data more accessible, and could also gather data on domestic crude oil use at the refineries. The District could certainly provide this in aggregate, if not in detail, and evaluate how different crudes impact air pollution at oil refineries, related to energy use, sulfur emissions, criteria pollutants, GHGs, heavy metals, etc. CBE has submitted extensive comments on this issue in the past.

12-13

4. Additional Measures

⁹ <https://www.arb.ca.gov/lists/com-attach/29-ab617ocap18-VTMGaQBvU2FOOeZ7.pdf>

Please address the following in the CERP:

- Add a moratorium on refinery and drilling expansions (as well as longer term plans to phase them out).
- The AQMD Fluxsense Study published in 2017 by Swedish Scientists, found Oil Refinery benzene emissions are greatly underestimated and on average should be 34 times higher. The scientists said VOCs & benzene are mostly from Storage Tanks, but AQMD has not changed the emission inventory.
- We urge that the District emissions inventory and permitting calculations be updated to reflect the true VOC & benzene impacts.
- We urge the District to re-open refinery Storage Tank regulations to achieve additional VOC and benzene reductions, taking into account the underestimated emissions.

12-14

12-15

5. **Regarding Oil Drilling, see the report card earlier, and support the Community’s Recommendation for a 2500 ft. buffer zone between drilling and residents.**

In addition to the need for a buffer zone, the District should strengthen its recommendation regarding *considering* tightening Rule 1148.1, and make a clear commitment to tightening this rule.

12-16

Regarding the buffer zone, the District has previously stated it does not believe it has the authority to require it. Regardless, the District can recommend and support that a buffer zone (which we are seeking from the City and County of LA), would reduce community exposure to air pollutants from oil drilling and production. We urge the District to recommend that this be carried out by the City and County, and for the State of California. Since oil drilling operations have been able to do lateral drilling for some time, there is flexibility in the location of the wells, and it is not necessary to operate near residents. Furthermore, the District should support a phaseout by 2050 of oil drilling in the District, as part of California’s 80% GHG cuts goals. This would also help the District meet criteria pollutant standards in the region.

III. More comments will be possible when the District develops a quantitative plan

It is difficult for us to comprehensively comment without having a more comprehensive plan. We look to the District to develop a customized plan for WCWLB that seeks to solve the inequities of air pollution here over time. We know this will not instantly happen, but we also know that more can be done. We again emphasize the concepts of zero emission technologies and a Just Transition to clean renewable energy. This comment has focused mostly on stationary sources, but we strongly support measures to achieve zero emission, non-fossil-fueled transportation. This will not only eliminate transportation emissions, but also eventually eliminate the need for oil refineries and oil drilling. This is the only way to solve the problem in the long term.

12-17

Thank you for your consideration.

Alicia Rivera
CBE WCWLB SC Representative
and CBE Wilmington Adult Organizer

Ashley Hernandez
CBE WCWLB SC Alternate
and CBE Wilmington Youth Organizer

Sylvia Arredondo
Wilmington Community SC Alternate
and CBE Civic Engagement Coordinator

Julia E May
Senior Scientist, CBE

Katherine Hoff
Staff Attorney, CBE

--Attachment

Response to Comment Letter #12-1

The comment provides an overall summary of the comments listed below. Please see the detailed responses below for a point-by-point response.

Response to Comment Letter #12-2

Staff is addressing CBE's submitted comments within this appendix. Portions of CBE's comment letter were addressed in the Draft CERP released in July 2019 and in subsequent drafts.

Response to Comment Letter #12-3

Please see Response to Public Meeting Comment #1-2.

Response to Comment Letter #12-4

Please see Response to Comment Letter #1-2 and #7-3.

Response to Comment Letter #12-5

The CERP includes actions to address the replacement of mobile source equipment (e.g., heavy-duty diesel trucks) with zero-emission technologies once they become available, and near-zero emission technologies until that time. These actions reduce the reliance on fossil fuels for the planning horizon years 2025 and beyond. Additionally, certain actions in the CERP simultaneously reduce emissions from petroleum refineries, for example, Action 5 of Chapter 5b has a goal of 50% NO_x emission reductions by 2030. See Response to Public Meeting Comment #1-2 regarding long term plans for phasing out fossil fueled sources.

Response to Comment Letter #12-6

See Response to Comment Letter #8-4.

Response to Comment Letter #12-7

CBE provided a report card that rated the actions in the Discussion Draft CERP that address petroleum refineries and oil drilling and production. South Coast AQMD staff worked closely with CBE to address actions that CBE rated as unsatisfactory in the report card. The results of this work have been integrated into subsequent CERP drafts where appropriate and are explained below.

- The South Coast AQMD staff quantified potential emission reductions for flaring and revised the CERP to include estimates for a reduction of flaring events and/or emissions by 50% by 2030, if feasible. The estimated emission reductions are 19 tpy of NO_x, 11 tpy of SO_x, and 1 tpy of VOCs by 2030.
- Rule 1109.1 is described in Action 5 of Chapter 5b in the CERP. This Action includes an evaluation of the technical feasibility and cost effectiveness of Best Available Retrofit Control Technology (BARCT) to reduce emissions from refinery equipment including existing boilers and heaters, and also other types of refinery equipment. Additionally, the Action commits South Coast AQMD staff to exploring opportunities to replace older equipment with newer, more efficient, and less emitting equipment with other pollutant co-benefits.

- See Response to Public Meeting Comment #1-2 regarding requirements for PM controls on fluid catalytic cracking units (FCCUs)
- Action 4 in Chapter 5b includes an additional measure to initiate rule development to amend Rule 1178 – Further Reductions of VOC Emissions from Storage Tanks at Petroleum Facilities. This Action includes establishing baseline emissions based on air monitoring and initiating amendments to Rule 1178 in 2021. Also, the Action contributes to the overall 50% VOC emission reduction goal for refineries by 2030.
- Regarding refinery expansions and fossil fuel replacement see Response to Public Meeting Comment #1-2.
- Regarding crude oil characteristics see Response to Comment Letter #12-13.
- South Coast AQMD is currently considering the issue of the storage and use of MHF at the two local refineries in a separate public process. Recently, the Governing Board directed staff to work with both the community and industry to reach resolution and present to the Refinery Committee for review, with the Committee making recommendations to the full Board. Staff held 19 meetings with the community, unions, and refineries discussing both an MOU and a rule approach. As directed by the Board, staff presented the status of these meetings to the Refinery Committee on Saturday, June 22, 2019.

Response to Comment Letter #12-8

Air monitoring and enforcement data provide the South Coast AQMD staff with additional information to further reduce emissions from oil and gas production sites. Additionally, Action 1 of Chapter 5e commits South Coast AQMD staff to share air monitoring information with other agencies (e.g., land use agencies). This information can help other agencies make informed land use decisions (e.g., appropriate buffers) to mitigate air quality impacts from oil drilling and production sites. Also see Response to Comment Letter #8-11. Regarding emission reductions for sulfur compounds see Response to Public Meeting Comment #1-2.

Response to Comment Letter #12-9

Flaring Needs More Emission Cuts

In Action 3 of Chapter 5b, South Coast AQMD staff has committed to initiate rule development to amend Rule 1118 with a goal of reducing flaring emissions by 50%. The Action identifies examples of additional provisions to be considered during rule development that further reduce flaring. These examples include:

- Lower performance targets and/or increased mitigation fees,
- Increased capacity of vapor recovery systems to store gases during shutdowns,
- Header modification for gas diversion with process controls,
- Back-up power systems for key process units,
- Remote optical sensing for flare emissions characterization,
- Lower-emission flaring technologies, and

- Flare minimization plans for all refineries.

Flare Minimization Plans

Rule 1118 requires refineries to submit flare minimization scoping plans. South Coast AQMD staff will review these plans, new technologies, and other information to assess the technical feasibility of future rule requirements. Consideration of flare plans for all refineries have been added to Action 3 of Chapter 5b.

Tighten Sulfur Oxide Requirements

The Goal of Action 3 in Chapter 5b is to contribute to the overall emission reduction goal for refineries by 11 tpy of SO_x by 2030.

Optical Remote Sensing

During the 2017 amendment to Rule 1118, staff mentioned that a pilot study of optical remote sensing^{iv} could lead to new techniques that can better evaluate flaring emissions, and can potentially improve flare combustion efficiency by providing real-time feedback on combustion dynamics to facility operators. The results of a RFI (Request for Information) is under review and optical remote sensing is explicitly provided as an example of additional provisions to be considered during rule development to further reduce flaring.

Clean Service Flares

Facilities that are subject to Rule 1118 are required to submit daily and quarterly emissions reports for criteria pollutants from each flare and each flare event. This does not include methane. U.S. EPA has not yet classified methane as a regulated VOC for ozone control purposes. Methane is considered to be a greenhouse gas that is regulated by CARB. As part of the California Methane Research Program, CARB and the California Energy Commission (CEC) are working together to facilitate research efforts to achieve methane reduction goals laid out by both the Governor and the legislature. To find out more information regarding those findings, please visit CARB's website: <https://ww2.arb.ca.gov/our-work/programs/methane-research>.

Online Flare Data

Action 1 of Chapter 5b is to improve refinery flaring notifications. Further, this Action includes posting flare emissions data in a more user-friendly format on South Coast AQMD's website and/or the mobile application.

Response to Comment Letter #12-10

The process of transitioning the refineries in RECLAIM to a command-and-control regulatory structure involves a comprehensive review of NO_x emissions from all refinery equipment. Proposed Rule 1109.1 will not only address boilers and heater, which are major sources of emissions in refineries, but other equipment as well. The South Coast AQMD staff is developing

^{iv} Please see the 2017 Rule 1118 Final Staff Report, Response to Comment 5-3:
<http://www.aqmd.gov/docs/default-source/Agendas/Governing-Board/2017/2017-jul7-038.pdf?sfvrsn=5>.

Best Available Retrofit Control Technology (BARCT) limits for boilers, heaters, gas turbines, incinerators, engines, fluid catalytic cracking units, a coke calciner, and sulfur recovery units. Staff is not limited by the emission reduction commitments in the RECLAIM NOx shave, the BARCT assessment will reduce emissions whenever technically feasible and cost effective. Further, the South Coast AQMD staff does not consider the BARCT assessment to preclude replacement technologies where they meet the definition of BARCT; staff considers BARCT to be an emission limitation and not limited to a particular technology, whether add-on or replacement.

Response to Comment Letter #12-11

As stated in Response to Comment Letter #12-10, South Coast AQMD staff is not limited by the emission reductions committed to under the 2015 RECLAIM NOx shave or the Control Measure CMB-05 – *Further NOx Reductions from RECLAIM Assessment* in the 2016 Air Quality Management Plan. Staff is conducting a completely new BARCT assessment, separate from what was completed in 2015, which will seek the maximum emission reductions possible, provided they are technically feasible and cost-effective. As directed by Assembly Bill 617, the rule will give highest priority to those permitted units that have not modified emissions-related permit conditions for the greatest period of time. Staff always seeks to develop rules that are technology neutral; therefore, the rule will not dictate whether a facility must replace or retrofit older equipment, but will identify an emissions limit that must be met. However, staff will evaluate factors that might hinder equipment replacement to identify pathways toward the installation of more efficient equipment meeting current Best Available Control Technology. Staff welcomes community participation in the rule development process.

Response to Comment Letter #12-12

See Response to Public Meeting Comment #1-2 regarding requirements for PM controls on fluid catalytic cracking units (FCCUs).

Response to Comment Letter #12-13

The refineries consider specific information regarding the types of crude oils processed by their facilities to be confidential trade secret information. Although the South Coast AQMD does not collect that information, there are other entities, such as the California Energy Commission (CEC) that do. The CEC collects various types of information, such as total crude oil from the California refineries, and publishes the total crude oil capacity for each refinery on its website: https://ww2.energy.ca.gov/almanac/petroleum_data/refineries.html. The South Coast AQMD has not found it necessary to collect this type of data for its regulatory purposes.

Through the Petroleum Industry Information Reporting Act, the CEC collects data about the amount and type of fuel used by refineries in California in the Monthly Refinery Fuel Use Report. The data is available at: https://ww2.energy.ca.gov/almanac/petroleum_data/refineries.html. The U.S. Department of Energy - Energy Information Administration (EIA) also requires petroleum refineries located throughout the United States to submit a Month Refinery Report through the Federal Energy Administration Act of 1974. The EIA conducts a monthly energy review which is a

publication of recent energy statistics: <https://www.eia.gov/totalenergy/data/monthly/>. The data categories within this publication include petroleum and crude oil and natural gas resource development.

Response to Comment Letter #12-14

The South Coast AQMD has in place a number of regulations limiting emissions from refinery operations, including a requirement for best available control technology for new or modified sources. If a refinery project meets the requirements of South Coast AQMD rules, we are required to issue permits for the project. Our authority to adopt rules is limited to regulating air pollution emissions, rather than directly limiting refinery throughput. Staff is currently working on a new BARCT rule for refineries, Rule 1109.1, and will continue to seek input from interested members of the public during this process.

Response to Comment Letter #12-15

See Response to Public Meeting Comment #1-2 regarding VOC emission reductions. Additionally, Action 4 of Chapter 5b is to initiate rule development to amend Rule 1178 – Further Reductions of VOC Emissions from Storage Tanks at Petroleum Facilities (see Action 4 of Chapter 5b – Refineries). This Action also includes specific considerations for amendments to Rule 1148, for example, the use of enhanced leak detection tools (e.g., forward-looking infrared (FLIR) cameras and optical remote sensing) to further identify more quickly and mitigate leak emissions from storage tanks and other sources at refineries.

Response to Comment Letter #12-16

See Response to Comment Letter #8-11.

Response to Comment Letter #12-17

The comment is a summary of the detailed comments in the Comment Letter. South Coast AQMD has responded to the comments in the above responses, in revision to the CERP, and in Response to Comment Letter #17.

Comment Letter #13: Jesse Marquez – Coalition for a Safe Environment (CFASE)

Comment Letter #13



**Community Emission Reduction Plan
(CERP) Comment Form**

AB617 Year 1 Community
Wilmington, Carson, West Long Beach

AB617 Year 1 Community Code
WIL

AB617 Doc Type
Comment Form

Enter your contact information, comments and/or upload comment files below. Please note that information provided by you on this form (including contact or other personal information) is a public record and may be released in response to a California Public Records Act request.

A continuación introduzca su información de contacto, comentarios y / o suba archivos sobre los comentarios. Tenga en cuenta que la información provista por usted en este formulario (incluida la información de contacto u otra información personal) es un registro público y puede ser divulgada en respuesta a una solicitud de la Ley de Registros Públicos de California.

* Campos requeridos para enviar un comentario

*Fields Required to Submit a Comment

Language Preference

English Español

Form Information

Date Created
07/02/2019

Time Created
2:17 PM

Commentor Contact Information

Commenter's Name *
JESSE N. MARQUEZ

Affiliation *
Community Organization

Email Address *
[REDACTED]

Email Address Valid (Y/N)
Y

Comments (Unlimited Size) *

We the Coalition For A Safe Environment are concerned that the AQMD writes a nice picture of everything when in fact we have very serious concerns and aspirations of hope for our communities that need to be clearly written in the CERP. We do not see our comments or request's as controversial. We want the reader and public to know AB 617 requirements, our communities concerns, perspectives, requests and expectations.

The Community Plan, CERP and CAMP are our plans.

Please see attachments of our 10 detailed public comments.

13-1

Suba comentarios adicionales y archivos de soporte (30 Mb máximo por archivo)

Archivos de comentarios sobre el CERP

Upload Additional Comment and Supporting Files (30 Mb Maximum per file) (10)

CERP Comment Files

[PLN - AB617 Comments - 7/2/2019 - Comment Type: DRAFT CERP - Author: JESSE N. MARQUEZ - Affiliation: Community Organization - WIL - N](#)

[PLN - AB617 Comments - 7/2/2019 - Comment Type: DRAFT CERP - Author: JESSE N. MARQUEZ - Affiliation: Community Organization - WIL - N](#)

[PLN - AB617 Comments - 7/2/2019 - Comment Type: DRAFT CERP - Author: JESSE N. MARQUEZ - Affiliation: Community Organization - WIL - N](#)

[PLN - AB617 Comments - 7/2/2019 - Comment Type: DRAFT CERP - Author: JESSE N. MARQUEZ - Affiliation: Community Organization - WIL - N](#)

[PLN - AB617 Comments - 7/2/2019 - Comment Type: DRAFT CERP - Author: JESSE N. MARQUEZ - Affiliation: Community Organization - WIL - N](#)

[PLN - AB617 Comments - 7/2/2019 - Comment Type: DRAFT CERP - Author: JESSE N. MARQUEZ - Affiliation: Community Organization - WIL - N](#)

[PLN - AB617 Comments - 7/2/2019 - Comment Type: DRAFT CERP - Author: JESSE N. MARQUEZ - Affiliation: Community Organization - WIL - N](#)

[PLN - AB617 Comments - 7/2/2019 - Comment Type: DRAFT CERP - Author: JESSE N. MARQUEZ - Affiliation: Community Organization - WIL - N](#)

[PLN - AB617 Comments - 7/2/2019 - Comment Type: DRAFT CERP - Author: JESSE N. MARQUEZ - Affiliation: Community Organization - WIL - N](#)

[PLN - AB617 Comments - 7/2/2019 - Comment Type: DRAFT CERP - Author: JESSE N. MARQUEZ - Affiliation: Community Organization - WIL - N](#)

Comment Letter #13

Executive Summary

This Community Emissions Reduction Plan (CERP) outlines the actions and commitments by the Community Steering Committee (CSC), **Community Organizations with Air Quality Monitoring and Mitigation Experience** and the South Coast AQMD to reduce air pollution in the Wilmington, Carson, West Long Beach community. An essential piece of the AB 617 program is the partnership and collaboration with the community to ensure that the CERP addresses the community's air quality priorities. At the center of these efforts is the CSC that was established, in part, to participate in the development and implementation of these plans. The CSC is a diverse group of people who live, work, own businesses, and/or attend school within the community. Local land use agencies and public health agencies that serve the community are also part of the CSC. Through the CERP development process, the CSC members provided guidance, insight, and community wisdom, all of which were important ingredients for the CERP. The CERP is a critical part of implementing Assembly Bill 617 (AB 617), which is a California law that addresses the disproportionate impacts of air pollution in environmental justice communities. The AB 617 program aims to invest new resources and conduct focused actions in these communities to improve air quality as a step toward environmental equity.

13-2

The Wilmington, Carson, West Long Beach community identified the following air quality priority areas for addressing through this plan:

- Refineries
- Ports
- Neighborhood Truck Traffic
- Oil Drilling and Production
- Railyards
- Schools and Homes

At the core of this plan are the actions to address each of these air quality priorities. Specifically, the actions aim to reduce air pollution emissions in this local community and reduce the community's exposure to air pollution. This is accomplished through targeted actions using many complementary strategies, including developing and enforcing regulations, providing incentives to accelerate the adoption of cleaner technologies, and conducting outreach to provide useful information to support the public in making informed choices. Additionally, air monitoring strategies will be used to help provide critical information to help guide investigations or provide public information. Collaborative efforts with other agencies, organizations, businesses, and other stakeholders will amplify the impact of these actions. While many of the actions will only be conducted during the time frame of this plan, there are also many actions (such as regulation, ongoing enforcement activities, and certain incentive programs) that will be ongoing activities conducted by the South Coast AQMD.

The vision of this plan is to bring real air quality improvements in the Wilmington, Carson, West Long Beach community, through focused efforts and community partnerships. The CSC will

ES-1

Discussion Draft, version 060719

continue to be engaged throughout the process of implementing the CERP and tracking its progress, and will work closely with South Coast AQMD staff to ensure a continuing dialog.

The Reader's Guide to the CERP

The opening chapters provide background information about the AB 617 program and timeline (Chapter 1), the CSC process and community engagement (Chapter 2), and information about the air pollution sources in the community (Chapter 3).

Next, information about past and ongoing enforcement activities conducted by both the South Coast AQMD and the California Air Resources Board (CARB) enforcement staff are described in Chapter 4.

The core of the plan are the actions described in Chapter 5 – Actions to Reduce Community Air Pollution. This chapter is organized by air quality priority area, and the ideas addressing each one are presented in the CERP action templates. Within each CERP action, the entities involved in implementing that action are listed alongside their specific roles. The timeframe and goals of the actions are also described. The CERP actions are numbered in the order in which they are presented in this document. Chapter 5 also includes a summary of the analysis of whether California Environmental Quality Act (CEQA) requirements are needed based on the proposed actions within this plan.

Finally, a summary of the air monitoring approach is included as Chapter 6, but these efforts are described in much greater detail in the Community Air Monitoring Plan (CAMP)¹, which serves as the sister document to the CERP. The actions described in Chapter 5 include specific air monitoring activities, as they relate to other specific actions in the CERP. The CAMP describes the overall air monitoring approach to address the community air quality priorities. Findings from air monitoring will help to evaluate next steps, and South Coast AQMD staff will work with the CSC to review findings and make necessary adjustments.

The Appendix to the CERP will include additional reference material related to the CERP content.

13-2
Cont.

¹Community Air Monitoring Plan for Wilmington, Carson, West Long Beach: http://www.aqmd.gov/docs/default-source/ab-617-ab-134/camps/wcwlw_camp.pdf?sfvrsn=6

Comment Letter #13

Chapter 4: Enforcement Plan

Chapter 4: Enforcement Plan

Introduction

This chapter describes the enforcement history and overall approach to enforcement by the South Coast AQMD and the California Air Resources Board (CARB). In addition, the Community Emissions Reduction Plan (CERP) includes focused enforcement actions, which are described within Chapter 5. It is important that enforcement actions are part of the overall AB 617 program actions, which enables the program to be more effective in addressing this community's air quality priorities.

Chapter 4 Highlights

- From 2016 to 2018, CARB has conducted over 2,200 inspections and South Coast AQMD conducted approximately 800 inspections and responded to approximately 2,600 complaints in the Wilmington, Carson, West Long Beach community.
- Both CARB and South Coast AQMD have designed their programs to most effectively address sources within their respective jurisdictions.
- An enforcement approach that utilizes specialized program structures, outreach efforts in the community, use of technology, and interagency partnerships can lead to higher compliance rates and further emission reductions.

13-2
Cont.

Overview of Enforcement Program Purpose and Jurisdiction

The primary goal of enforcement activities is for regulated parties to achieve compliance with air quality rules and regulations, and to protect public health. Part of this process involves consistently identifying and resolving violations, thereby ensuring a level playing field for all regulated entities and preventing unfair advantages for violators.

Both CARB and South Coast AQMD regulate and enforce air pollution regulations. Both agencies have the right to conduct inspections of air pollution sources, and the right to issue violations that can lead to penalties.¹

An air pollution source can be a specific piece of equipment, a business, a government agency, or any other entity that creates air pollution. CARB is primarily responsible for enforcement of trucks, buses, and other mobile sources, while South Coast AQMD is primarily responsible for enforcement on facilities (i.e. stationary sources).² Table 4-1 provides an overview of the agencies' regulatory authorities.

¹ More information about penalties is provided in Appendix.

² In some cases, CARB may have agreements that give local air districts delegated authority to enforce a particular CARB

Table 4-1. Overview of regulatory authority for South Coast AQMD and CARB

Air Pollution Source Category	Examples	Main Regulatory Agency
Mobile sources	Trucks, buses, ships, boats, cargo handling equipment	CARB
Stationary sources	Refineries, power plants, oil and gas facilities, manufacturing plants; indirect sources	South Coast AQMD
Area-wide sources	Paint used on buildings, dust	South Coast AQMD
Sources of greenhouse gases	Methane and volatile organic compound emissions from facilities	CARB and South Coast AQMD

Enforcement History

Over the years, both CARB and South Coast AQMD enforcement staff have had a significant presence in the community of Wilmington, Carson, and West Long Beach (WCWLB). This section provides the 3-year enforcement history for each agency in this community.

South Coast AQMD Enforcement History in this Community

South Coast AQMD’s enforcement presence includes many different compliance-related activities, such as investigating complaints, responding to breakdowns, and performing facility inspections.

Responding to complaints is a crucial part of South Coast AQMD’s enforcement program. By taking complaints directly from members of the public, inspectors can focus their efforts to identify and address air pollution problems that matter to the community. South Coast AQMD’s enforcement team gives priority to complaints and attempts to respond to every air quality complaint received. The process of responding to a complaint can be unique for each instance, depending on factors such as whether the air quality concern is ongoing, the type of source, the time of day, and the number of complaints for that air quality concern. For example, South Coast AQMD responds to off hour complaints based on the number of complaints that are received for a particular air quality concern. Figure 4-1 shows the number and types of complaints received by South Coast AQMD in this community, for the time period 2016-2018. The large number of complaints in the WCWLB community is due to the large number of air pollution sources – these include oil and gas production sites, diesel truck traffic, and refineries.³

13-2
Cont.

³ Complaints referenced are from WCWLB and the surrounding community.

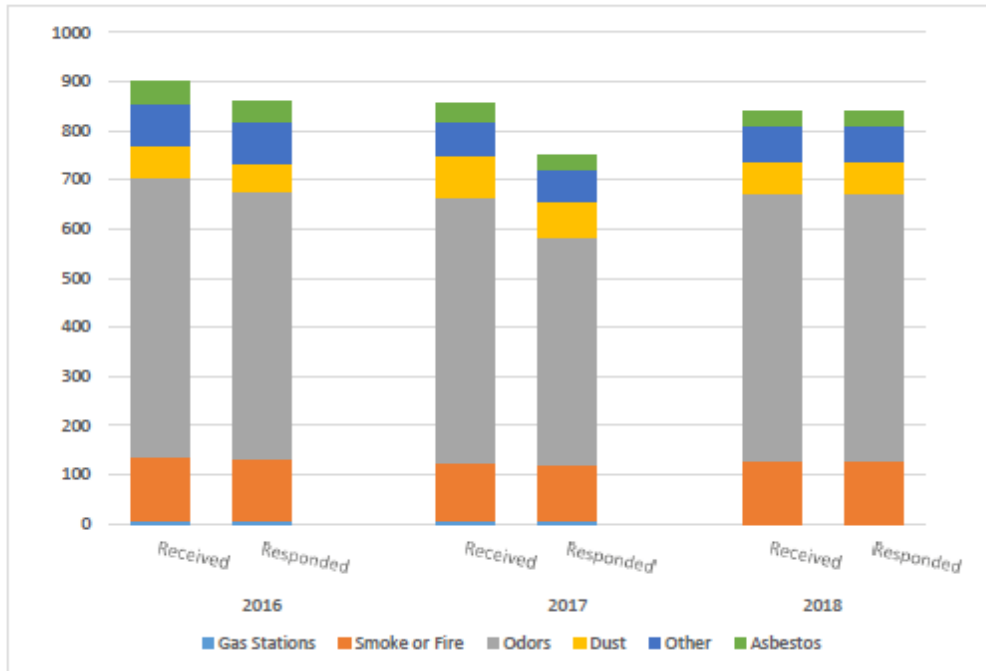


Figure 4-1. Number of complaints (by type) in the Wilmington, Carson, West Long Beach community.

Additionally, South Coast AQMD’s enforcement staff perform inspection activities at facilities and other air pollution sources. Those activities can include onsite inspections for permitted and non-permitted equipment, leaks, and compliance with rules, as well as surveillance activities in the community, such as to trace the source of an odor. As of May 2019, South Coast AQMD has approximately 940 permitted facilities in this community and conducted approximately 800 facility inspections from 2016 to 2018. A list of these facilities is available in Appendix X.

Enforcement actions typically involve issuing one of two types of notices:

- *Notice to Comply (NC)* – requiring a facility to quickly correct a minor violation or to provide specified records
- *Notice of Violation (NOV)* – formally identifying a violation of particular rules or regulations, which may result in civil penalties or, in some cases, referral for criminal prosecution.

13-2
Cont.

Between 2016 and 2018, South Coast AQMD has issued 214 NOVs in the Wilmington, Carson, West Long Beach community. Figure 4-2 shows the number of NCs and NOVs in this community during the time period 2016-2018.

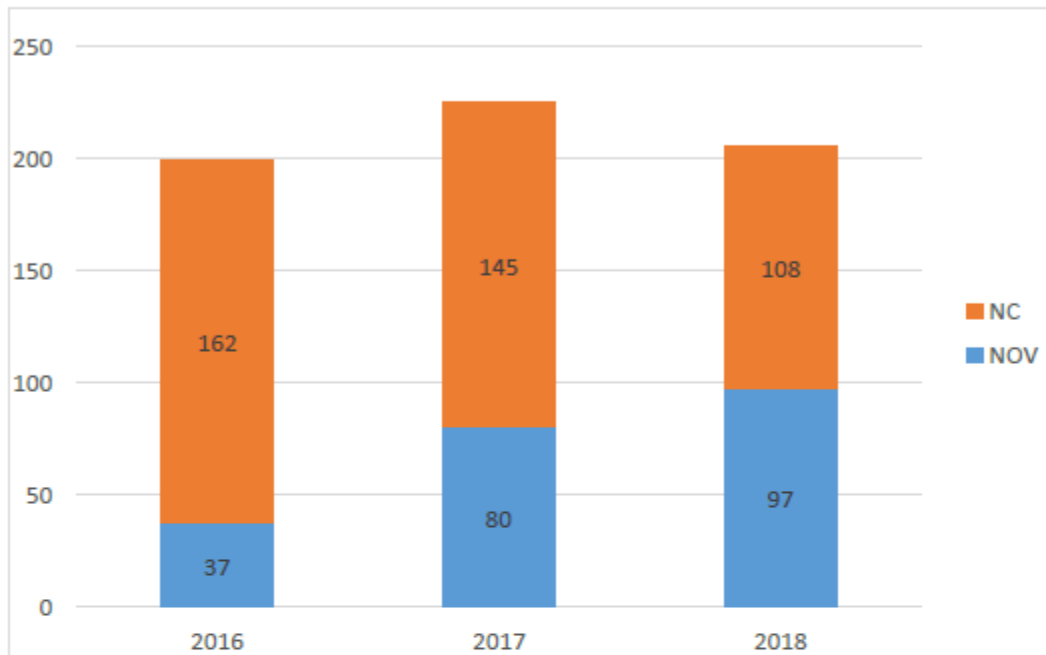


Figure 4-2. Number of Notices to Comply (NCs) and Notices of Violation (NOVs) issued in the Wilmington, Carson, West Long Beach community

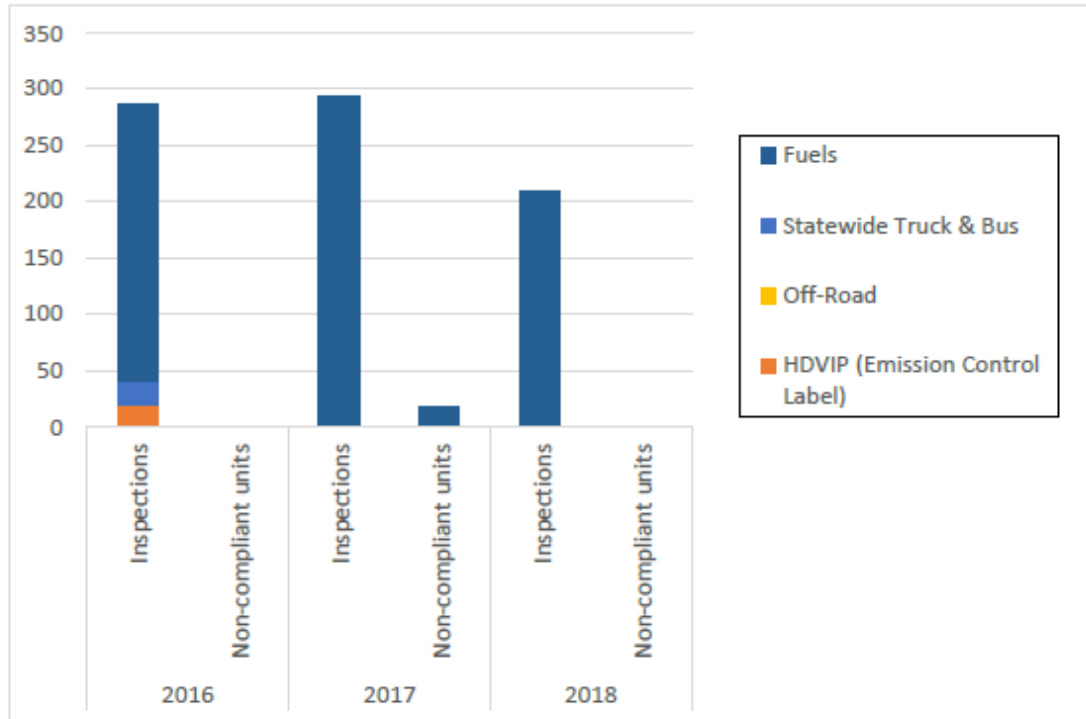
CARB Enforcement History in this Community

CARB’s enforcement process is two-pronged, including conducting field inspections and fleet-wide audits. For field inspections, the focus has been on enforcing heavy-duty diesel vehicle (HDDV) regulations, such as the statewide truck and bus rule, off-road rule, and the heavy-duty vehicle inspection program (HDVIP); at the refineries and fueling stations enforcing fuel formulation regulations; and in the ports enforcing regulations related to shore power, ocean-going vessels, commercial harbor craft and cargo handling equipment. As Figures 4-3 and 4-4 show, of the vehicles inspected, fuels tested, and marine enforcement conducted at the Ports of Los Angeles and Long Beach, compliance with CARB’s regulations has been high. CARB’s enforcement has been focused on fuels and port regulations in this area with over 700 fuel inspections and almost 1,450 marine-related inspections in the community in the past three years.

For fleet-wide audits, generally fewer heavy-duty vehicle enforcement inspections have occurred in the area during this time-frame, however beginning in 2018 CARB added the Streamlined Truck Enforcement Program (STEP) to enhance its ability to enforce the Statewide Truck and Bus regulation.

13-2
Cont.

Between January 2018 and May 2019, 286 fleets were audited in WCWLB. A total of 859 vehicles were part of this audit with California Department of Motor Vehicles (DMV) registration holds placed on 389 of those vehicles. As of May 2019, 63 of those vehicles audited have been brought into compliance. For some of CARB’s regulations, enforcement staff have not yet conducted many enforcement activities on the issues that concern the community, however, CARB’s enforcement efforts are being enhanced in this community to address community concerns.



13-2
Cont.

Figure 4-3. CARB Heavy-duty Diesel Vehicle and Fuels Enforcement History 2016 – 2018 in the Wilmington, Carson, and West Long Beach Community.

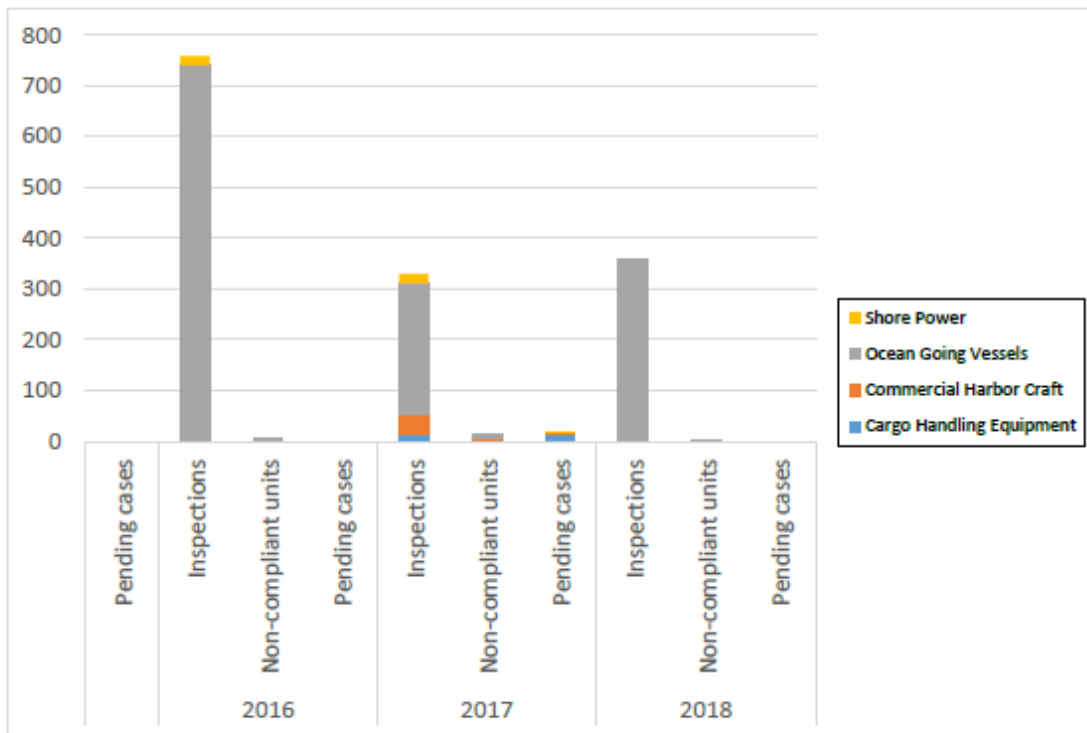


Figure 4-4. CARB Marine Enforcement History 2016 – 2018 in the Wilmington, Carson, West Long Beach community.

13-2
Cont.

In summary, from 2016 to 2018, both CARB and South Coast AQMD have conducted a range of compliance activities in the community. This includes more than 2200 inspections from CARB enforcement staff related to port vessels and equipment, heavy-duty vehicles, and fuels. Of those inspections, the vast majority were in compliance, with less than 50 not in compliance and 19 cases pending. South Coast AQMD enforcement staff conducted approximately 800 facility inspections, responded to approximately 2,600 complaints, and conducted numerous other investigatory activities in WCWLB. South Coast AQMD issued 214 Notices of Violation. A compliance rate may not be an effective predictor of overall compliance within the area, since a portion of compliance actions are against the same facilities.

Due to the large number of potential air pollution sources in this community, an enforcement approach by both agencies that fully utilizes their specialized program structures, outreach efforts in the community, use of technology, and interagency partnerships can lead to further reductions in non-compliance and emission reductions. Both South Coast AQMD and CARB will continue to work closely with the CSC to identify and investigate air quality issues within the community.

—

Enforcement Approach

Program Structures

Both CARB and South Coast AQMD have designed their programs to most effectively address sources under their respective jurisdictions.

South Coast AQMD's Office of Compliance and Enforcement

The structure of this group is based on teams that focus on source type, and inspectors are also assigned by geographic region. The organizational structure based on source type enables inspectors to become technical specialists on the air pollution regulations that apply to the types of industries or facilities assigned to that team. In addition, assigning inspectors by geographic area improves the agency's ability to respond to complaints or compliance issues in that area.

For example, gas stations have underground gasoline storage tanks, which are inspected by the Retail Service Station Team. This team has the specialized knowledge and procedures to be able to cover the thousands of gas stations across the district. Refineries also have underground gasoline storage tanks, but these are inspected by the Refinery Team, which has a full time employee assigned to inspect each refinery. The inspectors in the Refinery team specialize in enforcing regulations that apply to all refinery equipment, including the Alkylation or Crude Units, underground gasoline storage tanks, and many other pieces of equipment. However, certain facilities may be inspected by inspectors from multiple teams. This ensures that the approach is focused enough to address a variety of sources, yet flexible enough to handle complex facilities.

13-2
Cont.

For most teams, the inspectors conduct regular inspections at their assigned facilities or within their assigned geographic regions. The frequency of regular inspections depends on the type of facility. For example, a chrome plating facility is inspected more frequently than an auto body shop. It is important to consider that there are approximately 110 chrome plating facilities in the South Coast Air Basin, compared to over 1,500 auto body facilities in the region. When considering limited resources, priority for inspections is typically given to higher risk pollution sources – that is, those facilities that emit the more toxic air pollutants and/or are close to schools, hospitals, and residential areas.

The following teams operate in the WCWLB community:

Chapter 4: Enforcement Plan



13-2
Cont.

Figure 4-5. South Coast AQMD Enforcement Program teams

*RECLAIM, for REgional Clean Air Incentives Market, is a program that requires participating facilities to manage their total nitrogen oxides (NOx) and/or sulfur oxides (SOx) emissions (which reduce over time) by adding pollution controls, changing their equipment or processes, or buying credits from other RECLAIM facilities that have lower emissions than their cap. The program is currently being transitioned to a command-and-control regulatory program

CARB Enforcement's Program Structure

Through targeted enforcement or public complaints, CARB identifies a potential violation. CARB then contacts the responsible party to explain the enforcement process and to obtain additional information. Enforcement staff evaluates the information collected and works with CARB's Legal Office to determine violations of statutory and/or regulatory requirements. When violations are substantiated, CARB can take enforcement action, at which point the responsible party is provided an opportunity to discuss the violation.

This outcome includes taking appropriate enforcement action within the scope of CARB's enforcement authority, which may include issuing cease and desist orders, Notices of Violation, mitigation, or pollution prevention actions. Cases can be resolved via civil and criminal litigation. In lieu of litigation, cases typically are settled through CARB's mutual settlement program. Penalties are sought that provide adequate deterrence to future non-compliance or public nuisance.

For example, in 2017, settlement agreements were made with Union Pacific Railroad Company (UP) and BNSF Railway regarding drayage truck regulations. Under CARB's Drayage Truck Regulation, California ports and Class I rail terminals must report noncompliant heavy-duty diesel trucks entering their facilities. For years, BNSF and UP failed to accurately report to CARB information on noncompliant trucks entering their facilities, which hampered CARB's ability to enforce the regulatory requirements. The settlements resulted in UP turning away noncompliant trucks from their facilities and BNSF accurately reporting truck data to CARB for enforcement, resulting in reduced diesel emissions from heavy-duty diesel trucks around both UP and BNSF facilities.⁸

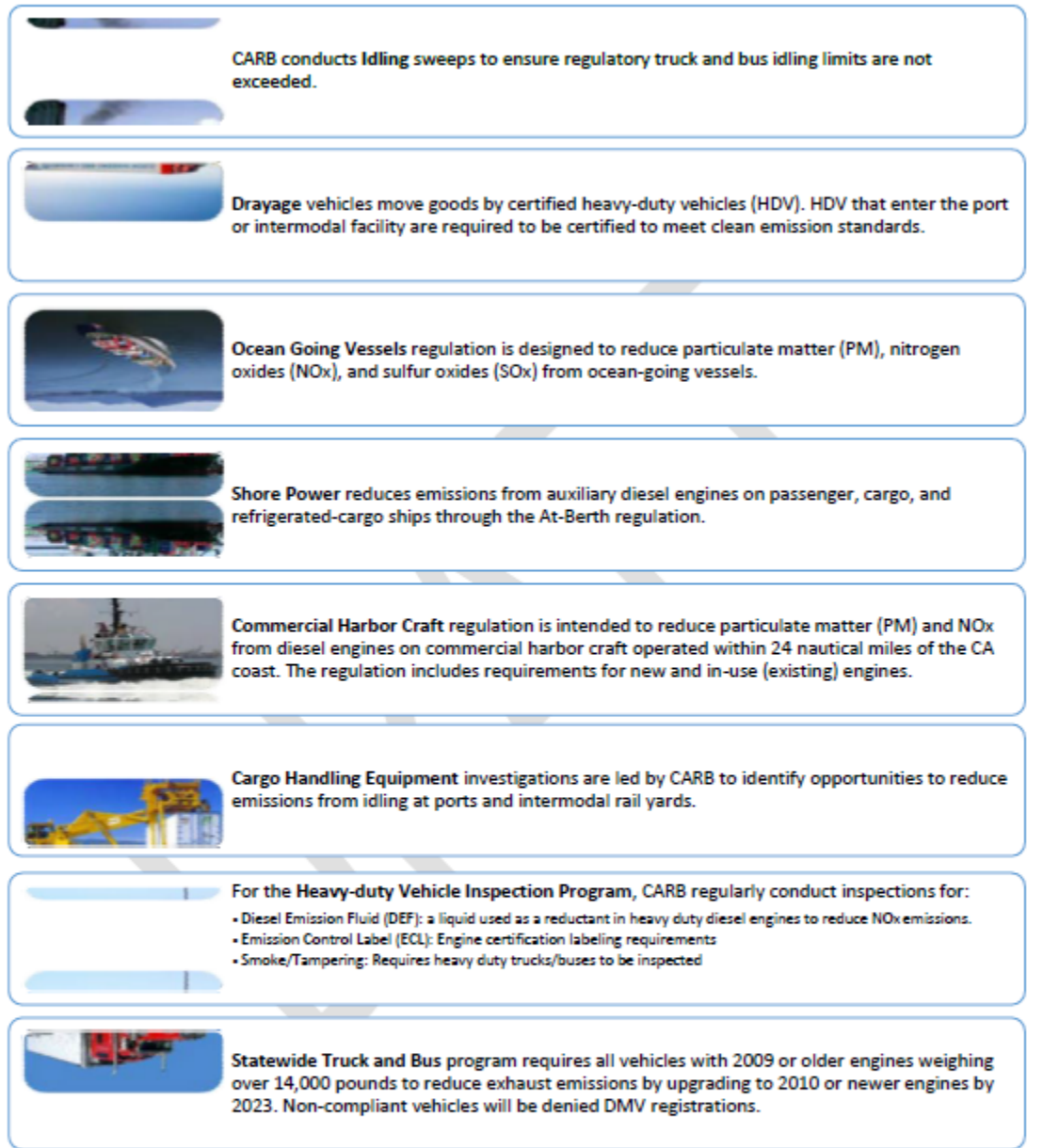
During the settlement process, violators have the opportunity to allocate up to 50% of their penalties to a supplemental environmental project (SEP)⁴. Community-proposed projects are funded by the violators to help improve public health, reduce pollution, increase environmental compliance and bring public awareness to air pollution issues. Additional SEPs are possible in the WCWL community through the proposal process.⁹ CARB has over 50 enforcement programs that focus on specific source types. A few of the programs that are relevant to enforcement activity in WCWL community are:

13-2
Cont.

⁴ Other examples of enforcement settlement cases can be found in CARB's Annual Enforcement Reports (<https://www.arb.ca.gov/enf/reports/reports.htm>).

Chapter 4: Enforcement Plan

CARB Enforcement's Program Structure



13-2
Cont.

Figure 4-6. CARB Enforcement Program teams relevant to the WCWLB community

How the Public Helps Reduce Air Pollution

Members of the public play an important role in communicating air quality concerns to both South Coast AQMD and CARB. The complaint process helps both agencies identify issues that are directly affecting the WCWL community. The most effective way to contact the agency is through the complaint hotlines. In addition to South Coast AQMD’s mobile application, both agencies can be contacted by phone and online:

<p>CARB - Mobile Sources Automobiles, Trucks, Off-road Equipment, or other Vehicles Phone: 1-800-END-SMOG Online: calepa.ca.gov/enforcement/complaints</p>	<p>South Coast AQMD - Stationary Sources Odors, Smoke, Dust, or other Air Contaminants Phone: 1-800-CUT-SMOG Online: https://www.aqmd.gov/home/air-quality/complaints</p>
------------------------------------------------------------------------------------------------------------------------------------------------------------------------------------------------------------------------------------------------------------------------------	-------------------------------------------------------------------------------------------------------------------------------------------------------------------------------------------------------------------------------------------------------------------------------------------------------

Both CARB and South Coast AQMD value input from those who live and work every day in the community, and communicating air quality issues directly to the agencies with the information above is the best way to address an air pollution concern. Letting us know of an issue when it is occurring rather than after the fact really helps our ability to find the source of the problem.

13-2
Cont.

An effective complaint should contain information with specific details. This information helps inspectors conduct a thorough investigation and take appropriate enforcement action. The following information is valuable to a thorough complaint investigation:


- Type of air quality concern (odor, smoke, dust, etc.)
 - o Odors: description of odor
 - o Smoke: color of smoke; does the smoke disappear or hang in the air?
 - o Dust: type of dust
- Location of air pollution concern
- Name or address of potential source
- Time of day that the air quality issue began, and is the concern still occurring?
- Has the concern occurred before, and do other people in your community experience it as well?
- Contact information for the person reporting the complaint⁵

⁵ Although anonymous complaints are accepted, staff have found that having contact information helps with getting additional information to help with the investigation

Technology

Both South Coast AQMD and CARB enforcement staff have embraced the use of technology as a means for more efficient and effective inspections. South Coast AQMD inspectors have access to advanced instruments to help identify air pollution issues in real-time. The following portable instruments are available to inspectors:

Toxic Vapor Analyzers (TVA): Inspectors can use TVAs to provide information about the level of certain gases in a specific area. This includes methane and volatile organic compounds (VOCs), which are emitted by petroleum sources and other types of sources.



Infrared Cameras: Inspectors can use specialized infrared cameras to view emissions of gases (including methane and VOCs) that would otherwise be invisible to the naked eye. This equipment enables inspectors to scan areas for emissions and quickly check for any large leaks at a facility.

X-Ray Fluorescence (XRF): Inspectors can use this handheld instrument to identify the types of chemicals that are on a surface or in a dust pile. This tool helps identify potential pollutants that are particles. For example, an XRF can be used to scan surfaces at a facility to identify which specific toxic metals may be deposited in that location, and which locations that have the highest levels of those toxic metals.



13-2
Cont.



H₂S Analyzers (Jerome Meters): Inspectors can use this handheld instrument to measure hydrogen sulfide gas levels in the air. This information can be used to identify a potential source of rotten egg type odors.

Figure 4-7. Portable instruments used by South Coast AQMD inspectors in the field

In addition, inspectors are trained on how to collect field samples, including air samples, liquid samples, or bulk material samples. These samples can then be provided to the South Coast AQMD laboratory or contract laboratories for analysis. The results of these analyses can be used as evidence to support investigations and/or Notices of Violation issued to air pollution sources.

South Coast AQMD regulates over 25,000 facilities, receives approximately 10,000 public complaints per year, and operates a vast air quality monitoring network; and CARB regulates mobile sources throughout the state. Analyzing the data that results from these efforts can provide insight into the trends and sources of air pollution as well as new enforcement opportunities. Both agencies use information technology to enhance the ability to conduct investigations and enforce regulations. As an example, for CARB’s truck fleet enforcement program, the traditional approach was to inspect several thousand trucks annually through fleet-based inspections. Starting in January 2018, CARB began the Streamlined Truck Enforcement Process (STEP), and is now able to conduct 20,000 to 25,000 inspections per year through the use of a data-driven approach, noncompliance letters, and a scheduled settlement process. South Coast AQMD’s investigation of crude oil tankers is another example of using information technology in enforcement activities. Inspectors used mapping software, weather data, and ship databases to help identify an oil tanker as a potential source of emissions. The oil tanker was later issued a Notice of Violation when it berthed at a port near this community. These multi-faceted approaches can be applied to address other air pollution concerns in WCWLB. Providing transparent access to the information that both agencies possess will lead to a stronger partnership with the community.

13-2
Cont.

The Interagency Approach

CARB and South Coast AQMD are committed to working with other agencies on joint initiatives that will directly result in cleaner air. The combined resources, expertise, and legal authorities of different agencies can create a well-rounded approach to the regulatory process that leverages their respective strengths to address issues that cumulatively impact public health. For example, the Los Angeles County Oil and Gas Strike Team is a group of multiple agencies that conducted crude oil production (oil well) inspections throughout Los Angeles County. Representatives from multiple agencies conducted inspections together, covering not only compliance with air, but also water, public health, and code enforcement. Both South Coast AQMD and CARB have demonstrated experience working in close collaboration with other regulatory agencies, cities and counties, public health agencies, and local police and fire departments to conduct investigations and provide public information about local air pollution sources.



13-2
Cont.

Figure 4-8. Examples of agencies that routinely collaborate with South Coast AQMD and CARB

CARB partners with local agencies to create memoranda of understanding (MOUs), such as an agreement with South Coast AQMD to enforce CARB’s greenhouse gas standards at certain facilities. In addition, CARB has already established partnerships with California DMV working on implementing registration holds for non-compliant trucks and buses, California Highway Patrol (CHP) to conduct roadside inspections, and other state and regional agencies to ensure we are supporting each other’s enforcement efforts.

The compliance process seeks to ensure that all rules and regulations are followed through a fair and robust enforcement program, resulting in reduced air pollution emissions. Adaptability is crucial, whether in the program’s overall, or in day-to-day, operations, to ensure that community concerns are addressed quickly and that enforcement action is taken when violations are identified. Both CARB and South Coast AQMD enforcement teams will continue to search for innovative strategies, lead in community transparency, and take swift action for non-compliance.

Community Requests Regarding Enforcement

Communities have asked for complete transparency regarding enforcement activities and have identified the following concerns and requests:

- CSC members and the public have discovered that not all air pollution sources are regularly inspected and in some cases agencies are not even aware of these sources. CSC members and the public have asked SCAQMD and CARB to inspect all community identified Air Polluting Industry Sources and that they be scheduled for regular inspections: this would include as a minimum: container storage yards, chassis storage yards, truck storage yards, truck repair and maintenance yards, railyards, container fumigation facilities operating oil well sites, gas stations, abandoned oil well sites, landfills and brownfields. 13-3
- CSC members and the public have asked SCAQMD and CARB to publish repeat offender and trends information so as to determine if enforcement actions being taken have been effective in stopping and reducing Notice to Comply (NC) – requiring a facility to quickly correct a minor violation or to provide specified records, Notice of Violation (NOV) – formally identifying a violation of particular rules or regulations, which may result in civil penalties or, in some cases, referral for criminal prosecution and Fines 13-4
- CSC members and the public have asked SCAQMD and CARB to issue Cease and Desist Orders to all air polluting companies who exceed three NOV’s, three NOC’s, three Fines and Suspend all Permits. The Public has seen governmental regulatory agency favoritism toward the Oil Refining Industries in allowing them to be significant repeat offenders. 13-5
- CSC members and the public have asked SCAQMD and CARB as part of their enforcement action to mandate that parts, equipment and systems be replaced that have exceeded their manufacturer’s warranty in order to prevent mechanical breakdowns leading to violations. It is industries practice to wait until something fails to replace it. 13-6
- CSC members and the public have asked SCAQMD and CARB to include community organization air quality monitoring to support enforcement and identification of new and emerging air pollution sources. 13-7

Comment Letter #13
Coalition For A Safe Environment

AB 617 CERP Public Comments

Final

Chapter 5a Actions to Reduce Community Air Pollution

Community Air Quality Priority

- | | |
|-------------------------------------------------------------------------------------------------------------------------------------------------------------------------------------------------------------------------------------------------------------------------------------------------------------------------------------------------------------------------------------------------------------------------------------------------------------------------------------------------------------------------------------------------------------------------------------------------------------------------------------------------------------------------------------------|-------|
| <p>1. Community Air Quality Priority and Goal is Zero Emissions from all industry stationary and mobile sources using Zero Emission Technologies immediately.</p> | 13-8 |
| <p>2. Community Air Quality Priority is making all Non-Zero Emission Sources including Near-Zero Emission Vehicles and Equipment Zero Emissions Technology as soon as possible within 5 years.</p> | |
| <p>3. Community Air Quality Priority is requiring all available BACT, BACRT and Emissions Capture & Treatment Technologies be phased-in as-soon-as possible beginning in 2020 and completed within 5 years as interim measures until 100% Zero Emissions is achieved. Our EJ Communities desired goal is 100% ZE by 2025.</p> | |
| <p>4. Community Air Quality Priority is the immediate adoption of an Emissions CAP on all industry emission sources within 1 year.</p> | |
| <p>5. Community Air Quality Priority is the establishment of a Public Health Baseline for EJ Communities based on a Health Impact Assessment and Public Health Survey of each community. The Public Health Baseline is needed to determine if the measures being taken have been effective in reducing air pollution and improving public health in the future.</p> | 13-9 |
| <p>6. Community Air Quality Priority is the reduction of public exposure from emissions from all Industry sources direct and indirect. We want a Comprehensive Inventory List by Industry Sources. To include by general major classifications and specific life threatening categories:</p> <ul style="list-style-type: none"> • Criteria Pollutants (CP) • Toxic Pollutants (TP) • Hazardous Air Pollutants (HAPs) • Volatile Organic Compounds (VOCs) • Greenhouse Gases (GHG) • Particulate Matter (PM) • Heavy Metals (HM) • Polycyclic Aromatic Hydrocarbons (PAHs) • Unregulated Pollutants | 13-10 |

- | | |
|----------------------------------------------------------------------------------------------------------------------------------------------------------------------------------------------------------------------------------------------------------------------------------------------------------------------------------------------------------------------------------------------------------------|--------------|
| <p>7. The Coalition For A Safe Environment Volunteers to participate in community organization based air quality monitoring, identification of air pollution sources, the recommendation of mitigation measures and the identification of Zero Emission Technologies, BACT, BACRT, Emissions Capture & Treatment Technologies and Carbon Capture via Community Greenscaping to reduce public exposure.</p> | <p>13-11</p> |
|----------------------------------------------------------------------------------------------------------------------------------------------------------------------------------------------------------------------------------------------------------------------------------------------------------------------------------------------------------------------------------------------------------------|--------------|

Community Request Priority for the South Coast AQMD

- | | |
|--------------------------------------------------------------------------------------------------------------------------------------------------------------------------------------------------------------------------------------------------------------------------------------------------------------------------------------------------------------------------------------------------------------------------|--------------|
| <p>1. Community Request Priority for the South Coast AQMD in cooperation with CARB to prevent all public exposure to all major classifications and specific life threatening categories of air pollution emissions.</p> | <p>13-12</p> |
| <p>2. Community Request Priority for the South Coast AQMD is to create a Comprehensive Inventory List of all air pollution direct sources on-port tidelands properties and off-port tidelands indirect sources by chemical type and annual emission quantities. Not an abbreviated short list. From this list the Public and the CSC will prioritize which classifications and categories should be part of Phase I.</p> | <p>13-13</p> |
| <p>3. Community Request Priority for the South Coast AQMD is to update the Emissions Inventories with all community identified air pollution source that are missing and for the SCAQMD to immediately establish the emissions quantities, baselines and post 5, 10, 15, 20 year trends on SCAQMD website.</p> | <p>13-14</p> |
| <p>4. Community Request Priority for the South Coast AQMD to provide a list of all available Zero Emissions Technology, BACT, BACRT, Emissions Capture & Treatment Technologies, identify all Industries and categories where these technologies can be applied now.</p> | |
| <p>5. Community Request Priority for the South Coast AQMD to adopt an Indirect Source Rule to eliminate and/or reduce to less than significant emissions from all Industries within 1 year. We do not support an MOU under any conditions. State and Federal law already allow Indirect Source Rules.</p> | <p>13-15</p> |
| <p>6. Community Request Priority for the South Coast AQMD to sponsor technology Demonstration projects, pilot projects, infrastructure projects and incentives with ZERO Emission Projects being the # 1 priority. We want no investment of public funds in outdated technologies.</p> | <p>13-16</p> |
| <p>7. Community Request Priority for the South Coast AQMD to submit Port CAAP and Industry Project EIRs public comments requests supporting mandatory use of Zero Emissions Technologies, BACT, BACRT and Emissions Capture & Treatment Technologies.</p> | <p>13-17</p> |
| <p>8. Community Request Priority for the South Coast AQMD to mandate and recommend to the Port CAAP and Industry EIRs Air Purification Filtration Systems to Mitigate Air Pollution Public Health Impacts to children and the public. Our priority recommendations are:</p> <ul style="list-style-type: none"> • Public Schools • Childcare Centers • Public Libraries | |

<ul style="list-style-type: none"> • Indoor Recreational Centers • Senior Citizen Housing • Senior Citizen Centers • Hospitals • Residential Homes 	<p>13-17 Cont.</p>
Community Recommendations for the South Coast AQMD	
<ol style="list-style-type: none"> 1. Conduct Industry bi-annual information outreach events on incentives and programs. 	<p>13-18</p>
<ol style="list-style-type: none"> 2. Allow Emerging Industry Technology Companies Volunteer Demonstration Projects even if there is not governmental agency grant. Open to the public. 	<p>13-19</p>
<ol style="list-style-type: none"> 3. SCAQMD website include information, photos, illustrations, videos and animation of Zero Emission Technologies, BACT, BACRT, Emissions Capture & Treatment Technologies. Information and links can be from companies, non-profit organizations, institutes, universities, colleges and the public. 	<p>13-20</p>
<ol style="list-style-type: none"> 4. SCAQMD to include Aerial Drones to monitor all air pollution sources, routes and destinations. There are now Aerial Drones that can fly-hoover 8-24 hrs. 	<p>13-21</p>
Community Requested Information to be Included	
Community Air Protection Blueprint	
<ol style="list-style-type: none"> 1. APPENDIX C. <p style="margin-left: 20px;">CRITERIA FOR COMMUNITY EMISSIONS REDUCTION PROGRAMS</p> <p style="margin-left: 20px;">The requirements for community emissions reduction programs include:</p> <ul style="list-style-type: none"> • Establishing a community steering committee to guide development of the program elements, including members who live, work, or own businesses in the community (e.g. community residents, small businesses, facility managers/workers, school personnel), with the majority representation from community residents. • Developing a strong technical foundation for understanding the sources of air pollution impacting the community. • Characterizing current public health data in the community related to air pollution. • Setting specific, quantifiable emissions reduction targets to be achieved within five years, along with annual milestones and commitments for specific compliance and technology/control technique deployment goals. • Identifying applicable regulatory, enforcement, incentive, and permitting strategies to implement new actions and the most stringent approaches for reducing emissions, with a focus on zero emission technologies where feasible. 	<p>13-22</p>

- Identifying needed land use and transportation strategies to implement and defining specific actions for engaging with local government agencies to actively promote these strategies.
- Developing an enforcement plan to ensure effective implementation and engagement with community members on addressing compliance issues.
- Defining specific, quantifiable metrics to track progress.

13-22
Cont.

2.0 Table C-1 CHECKLIST FOR COMMUNITY EMISSIONS REDUCTION PROGRAM EVALUATION

Comment Letter #13
Coalition For A Safe Environment

AB 617 CERP Public Comments

Final

Chapter 5c Ports

Community Air Quality Priority

- | | |
|-----------------------------------------------------------------------------------------------------------------------------------------------------------------------------------------------------------------------------------------------------------------------------------------------------------------------------------|-------|
| <p>1. Community Air Quality Priority is Zero Emissions from all ports, shipping, freight transportation and supporting industry vehicles and equipment sources using Zero Emission Technologies immediately.</p> | 13-23 |
| <p>2. Community Air Quality Priority is making all Non-Zero Emission Sources including Near-Zero Emission Vehicles and Equipment Zero Emissions Technology as soon as possible within 5 years.</p> | |
| <p>3. Community Air Quality Priority is requiring all available BACT, BACRT and Emissions Capture & Treatment Technologies be phased-in as-soon-as possible beginning in 2020 and completed within 5 years as interim measures until 100% Zero Emissions is achieved. Our EJ Communities desired goal is 100% ZE by 2025.</p> | |
| <p>4. Community Air Quality Priority is the immediate adoption of an Emissions CAP on all emission sources within 1 year.</p> | |
| <p>5. Community Air Quality Priority is the establishment of a Public Health Baseline for Port Communities. The Public Health Baseline is needed to determine if the measures being taken have been effective in reducing air pollution and improving public health in the future.</p> | 13-24 |
| <p>6. Community Air Quality Priority is the inclusion of all Port Petroleum Industry air pollution sources, such as ship loading and unloading terminals, storage tank facilities, port-to-landside pipelines, operating oil wells and abandoned oil wells.</p> | 13-25 |

Community Request Priority for the South Coast AQMD

- | | |
|----------------------------------------------------------------------------------------------------------------------------------------------------------------------------------------------------------------------------------------------------------------------------------------------------------------------------------------------------------------------------------------------------------------------------------------------------------------------------------------------------------------------------------------------------------------------------------------------------------------------------------------------------|-------|
| <p>1. Community Request Priority for the South Coast AQMD is to create a comprehensive inventory list of all Port air pollution direct sources on-port tidelands properties and off-port tidelands indirect sources supporting activities, itemized by vehicle and equipment type, to include: all supporting freight transportation routes, container/Chassis/TRU Units storage yards, petroleum industry marine terminals, lift bridges & back-up generators, container fumigation facilities, container transloading facilities, etc. and all emissions by chemical type and annual emission quantities. Not an abbreviated short list.</p> | 13-26 |
| <p>2. Community Request Priority for the South Coast AQMD is to update the Ports inventories with all community identified air pollution source that are missing and for the SCAQMD to</p> | |

immediately establish the emissions quantities, baselines and post 5, 10, 15, 20 year trends on SCAQMD website.	13-26 Cont.
3. Community Request Priority for the South Coast AQMD to provide a list of all available Zero Emissions Technology, BACT, BACRT, Emissions Capture & Treatment Technologies and identify all ports, shipping and freight transportation industry vehicles and equipment where these technologies can be applied now.	13-27
4. Community Request Priority for the South Coast AQMD to submit public comments to CARB on the new CARB At-Berth Rule stating that: <ul style="list-style-type: none"> • No-Ship Category such as Break Bulk Ships be exempted. • Include all ships at At-Berth and At-Anchor • No grants or incentives be given to any technology company that does not show evidence of owning patents or have the rights to use patented technologies. 	13-28
5. Community Request Priority for the South Coast AQMD to submit public comments to CARB on the new CARB Mobile Cargo Handling Equipment Regulation supporting all CHE be Zero Emissions within 5 years. Zero Emission Hydrogen Fuel Cell Electric Battery Technology exists now to replace all most all electric engines.	13-29
6. Community Request Priority for the South Coast AQMD to adopt an Indirect Source Rule to eliminate and reduce to less than significant emissions from all Port and Freight Transportation Industry magnet sources and off-port tidelands indirect sources supporting industries within 1 year. We do not support an MOU under any conditions. State and Federal law already allow Indirect Source Rules.	13-30
7. Community Request Priority for the South Coast AQMD to submit public comments to CARB on the new CARB Commercial Harbor Craft Regulation supporting all CHC be Zero Emissions within 5 years. Zero Emission Hydrogen Fuel Cell Electric Battery Technology exists now to replace all most all electric engines.	13-31
8. Community Request Priority for the South Coast AQMD to sponsor technology Demonstration projects, pilot projects, infrastructure projects and incentives with ZERO Emission Projects being the # 1 priority. We want no investment of public funds in outdated technologies.	13-32
9. Community Request Priority for the South Coast AQMD to pay all past debt grant funds to minority owned small business technology companies who have completed their green technology demonstration or pilot projects immediately whose technology is supported by the community.	13-33
10. Community Request Priority for the South Coast AQMD to submit CAAP and Port Terminal EIR public comments requests supporting Ports mandatory expanded use of the Alameda Corridor of 10% per year for the next 5 years.	13-34
11. Community Request Priority for the South Coast AQMD to submit CAAP and Port Terminal EIR public comments requests supporting Ports mandatory expanded Terminal Lease Agreement Terms & Conditions to include supplier and subcontractor Zero Emission vehicles and equipment.	

Community Recommendations for the South Coast AQMD

- | | |
|------------------------------------------------------------------------------------------------------------------------------------------------------------------------------------------------------------------------------------------------------------------------------------------------------|-------|
| 1. Conduct Port industry bi-annual information outreach events on incentives and programs. | 13-35 |
| 2. Allow Port Industry Technology Companies Volunteer Demonstration Projects even if there is not governmental agency grant. Open to the public. | 13-36 |
| 3. SCAQMD website include information, photos, illustrations, videos and animation of Zero Emission Technologies, BACT, BACRT, Emissions Capture & Treatment Technologies. Information and links can be from companies, non-profit organizations, institutes, universities, colleges and the public. | 13-37 |
| 4. SCAQMD to include Aerial Drones to monitor terminal and ships emissions. There are now Aerial Drones that can fly-hoover 8-24 hrs. | 13-38 |

**Comment Letter #13
Coalition For A Safe Environment**

AB 617 CERP Public Comments

Final

Chapter 5d Neighborhood Truck Traffic

Community Air Quality Priority

1. Community Air Quality Priority is Zero Emissions from all freight transportation Trucks and supporting industry vehicles and equipment sources using Zero Emission Technologies immediately.
2. Community Air Quality Priority is making all Non-Zero Emission Sources including Near-Zero Emission Vehicles and Equipment Zero Emissions Technology as soon as possible within 5 years. 13-39
3. Community Air Quality Priority is requiring all available BACT, BACRT and Emissions Capture & Treatment Technologies be phased-in as-soon-as possible beginning in 2020 and completed within 5 years as interim measures until 100% Zero Emissions is achieved. Our EJ Communities desired goal is 100% ZE by 2025.
4. Community Air Quality Priority is the immediate adoption of an Emissions CAP on all Truck emission sources within 1 year.
5. Community Air Quality Priority is the establishment of a Public Health Baseline for Port EJ Communities. 13-40
6. Community Air Quality Priority is the inclusion of all Port Truck Industry air pollution sources, such as truck routes, emerging truck routes, truck storage yards, truck repair & maintenance garages and yards, truck diesel fueling stations and off-port property truck destinations such as container storage yards, chassis storage yards, container fumigation facilities, transloading facilities, warehouses and distribution centers. 13-41

Community Request Priority for the South Coast AQMD

1. Community Request Priority for the South Coast AQMD in cooperation with CARB and Port Police to prevent any illegal community and residential truck traffic and idling. 13-42
2. Community Request Priority for the South Coast AQMD is to create a comprehensive inventory list of all Port Truck Routes and Destination air pollution direct sources on-port tidelands properties and off-port tidelands indirect sources supporting activities, itemized by vehicle and equipment type, to include: all supporting freight transportation routes, container/Chassis/TRU Units storage yards, petroleum industry marine terminals, lift bridges & back-up generators, container fumigation facilities, container transloading facilities, etc. and all emissions by chemical type and annual emission quantities. Not an abbreviated short list. 13-43

- | | |
|-------------------------------------------------------------------------------------------------------------------------------------------------------------------------------------------------------------------------------------------------------------------------------------------------------------------------------------------------------------------------------------------------------------------------|------------------------|
| <p>3. Community Request Priority for the South Coast AQMD is to update the Ports Truck emission inventories with all community identified air pollution source that are missing and for the SCAQMD to immediately establish the emissions quantities, baselines and post 5, 10, 15, 20 year trends on SCAQMD website.</p> | <p>13-43
Cont.</p> |
| <p>4. Community Request Priority for the South Coast AQMD to provide a list of all available Zero Emissions Technology, BACT, BACRT, Emissions Capture & Treatment Technologies and identify all Trucks, freight transportation industry supporting vehicles and equipment where these technologies can be applied now.</p> | <p>13-44</p> |
| <p>5. Community Request Priority for the South Coast AQMD to adopt an Indirect Source Rule to eliminate and reduce to less than significant emissions from all Port and Freight Transportation Industry Truck magnet sources and off-port tidelands indirect sources supporting industries within 1 year. We do not support an MOU under any conditions. State and Federal law already allow Indirect Source Rules.</p> | <p>13-45</p> |
| <p>6. Community Request Priority for the South Coast AQMD to sponsor technology Demonstration projects, pilot projects, infrastructure projects and incentives with ZERO Emission Projects being the # 1 priority. We want no investment of public funds in outdated technologies.</p> | <p>13-46</p> |
| <p>7. Community Request Priority for the South Coast AQMD to submit CAAP and Port Terminal EIR public comments requests supporting Ports mandatory expanded use of the Alameda Corridor of 10% per year for the next 5 years to lower community truck traffic.</p> | <p>13-47</p> |

Community Recommendations for the South Coast AQMD

- | | |
|-----------------------------------------------------------------------------------------------------------------------------------------------------------------------------------------------------------------------------------------------------------------------------------------------------------------|--------------|
| <p>1. Conduct Port Truck Industry bi-annual information outreach events on incentives and programs.</p> | <p>13-48</p> |
| <p>2. Allow Port Truck Industry Technology Companies Volunteer Demonstration Projects even if there is not governmental agency grant. Open to the public.</p> | <p>13-49</p> |
| <p>3. SCAQMD website include information, photos, illustrations, videos and animation of Zero Emission Technologies, BACT, BACRT, Emissions Capture & Treatment Technologies. Information and links can be from companies, non-profit organizations, institutes, universities, colleges and the public.</p> | <p>13-50</p> |
| <p>4. SCAQMD to include Aerial Drones to monitor truck routes and destinations. There are now Aerial Drones that can fly-hoover 8-24 hrs.</p> | <p>13-51</p> |

Comment Letter #13
Coalition For A Safe Environment

AB 617 CERP Public Comments

Final Update

Chapter 5e Oil Drilling & Production

Community Air Quality Priority

1. Community Air Quality Priority is Zero Emissions from all Port Tidelands Petroleum Industry and Off-Port Tidelands Petroleum Industry vehicles, equipment, product processing systems, boilers, heaters, wet scrubber, catalytic crackers, storage tanks, oil well emission sources using Zero Emission Technologies immediately. 13-52

2. Community Air Quality Priority is making all Non-Zero Emission Sources including Near-Zero Emission Vehicles and Equipment Zero Emissions Technology as soon as possible within 5 years.

3. Community Air Quality Priority is requiring all available BACT, BACRT and Emissions Capture & Treatment Technologies be phased-in as-soon-as possible beginning in 2020 and completed within 5 years as interim measures until 100% Zero Emissions is achieved. Our EJ Communities desired goal is 100% ZE by 2025.

4. Community Air Quality Priority is the immediate adoption of an Emissions CAP on all Petroleum Industry emission sources within 1 year.

5. Community Air Quality Priority is the establishment of a Public Health Baseline for EJ Communities that are fence-line and near within 5 miles of all Petroleum Industry air pollution sources. The Public Health Baseline is needed to determine if the measures being taken have been effective in reducing air pollution and improving public health in the future. 13-53

6. Community Air Quality Priority is the inclusion of all Petroleum Industry air pollution sources inventories, such as ship loading and unloading terminals, product system processing & manufacturing, product storage tank facilities, product storage barns, port-to-landside pipelines, truck product transport, train product transport, conveyor system product transport, operating oil wells, abandoned oil wells and gas-fueling stations. 13-54

Community Request Priority for the South Coast AQMD

1. Community Request Priority for the South Coast AQMD is to create a comprehensive inventory list of all Petroleum Industry air pollution direct sources on-port tidelands properties and off-port tidelands indirect sources supporting activities, itemized by vehicle and equipment type, back-up generators, and all emissions by chemical type and annual emission quantities. Not an abbreviated short list. 13-55

- | | |
|---------------------------------------------------------------------------------------------------------------------------------------------------------------------------------------------------------------------------------------------------------------------------------------------------------------------------------------------------------------------------------------------------------------------------------------|------------------------|
| <p>2. Community Request Priority for the South Coast AQMD is to update the Petroleum Industry inventories with all community identified air pollution sources that are missing and for the SCAQMD to immediately establish the emissions quantities, baselines and post 5, 10, 15, 20 year trends on SCAQMD website.</p> | <p>13-55
Cont.</p> |
| <p>3. Community Request Priority for the South Coast AQMD to provide a list of all available Zero Emissions Technology, BACT, BACRT, Emissions Capture & Treatment Technologies and identify all Petroleum Industry sources where these technologies can be applied now.</p> | <p>13-56</p> |
| <p>4. Community Request Priority for the South Coast AQMD to adopt an Indirect Source Rule to eliminate and reduce to less than significant emissions from all Petroleum Industry sources and supporting industries within 1 year. We do not support an MOU under any conditions. State and Federal law already allow Indirect Source Rules.</p> | <p>13-57</p> |
| <p>5. Community Request Priority for the South Coast AQMD to sponsor technology Demonstration Projects, pilot projects, infrastructure projects and incentives with ZERO Emission Projects being the # 1 priority. We want no investment of public funds in outdated technologies.</p> | <p>13-58</p> |
| <p>6. Community Request Priority for the South Coast AQMD to allow community non-profit organizations experienced with air quality monitoring experience to participate in Fenceline Air Quality Monitoring of Petroleum Industry emission sources where feasible. Such as oil well sites fenceline Air Quality Spot Inspections which identify fugitive emissions in which the SCAQMD can follow-up with more precise equipment.</p> | <p>13-59</p> |
| <p>7. Community Request Priority for the South Coast AQMD to request from CARB that Wilmington, Carson, West Long Beach communities be added to the Study of Neighborhood Air near Petroleum Sources (SNAPS) program.</p> | <p>13-60</p> |
| <p>8. Community Request Priority for the South Coast AQMD to request from CARB, DOGGR and DTSC the remediation of all abandoned/orphaned oil wells sites with priority given to oil well sites located near public schools, libraries, parks, recreational facilities and in residential areas.</p> | <p>13-61</p> |
| <p>9. Community Request Priority for the South Coast AQMD to initiate legislative action to change the odor nuisance law to state inhalation exposure to a toxic chemical.</p> | <p>13-62</p> |
| <p>10. Community Request Priority for the South Coast AQMD to support EJ Community request to the Los Angeles County Dept. of Public Health and/or CARB AB 617 Community Grants to conduct a CASPER Public Health Survey in Wilmington in 2020 than Carson and Long Beach in 2021-2022 in order to establish EJ Communities Public Health Baseline.</p> | <p>13-63</p> |
| <p>11. Community Request Priority for the South Coast AQMD to require in the Title V Permits that all oil refineries and specialty refiners have emergency back-up power systems to prevent power outages and flaring. We further request thus use of Renewable Energy Sources and Hydrogen Fuel Cell Electric Battery Storage Systems.</p> | <p>13-64</p> |
| <p>12. Community Request Priority for the South Coast AQMD to require additional low-cost safety equipment such as gas detectors and pressure gages in the Title V Permits that all</p> | |

oil refineries, specialty refiners, oil, gas and fuel distribution centers and pipelines to prevent explosions and leaks.

13. Community Request Priority for the South Coast AQMD to require On-Site Air Quality Monitoring, Public Notification and a Public Meeting when oil companies conduct oil drilling or depth expansion activities at oil well sites located near public schools, libraries, parks, recreational facilities and in residential areas.

13-64
Cont.

Community Recommendations for the South Coast AQMD

1. Conduct Petroleum Industry bi-annual information outreach events on incentives and programs.
2. Allow Petroleum Industry Technology Companies Volunteer Demonstration Projects even if there is not a governmental agency grant. Open to the public.
3. SCAQMD website include information, photos, illustrations, videos and animation of Zero Emission Technologies, BACT, BACRT, Emissions Capture & Treatment Technologies. Information and links can be from companies, non-profit organizations, institutes, universities, colleges and the public.
4. SCAQMD to include Aerial Drones to monitor all Petroleum Industry locations emissions. There are now Aerial Drones that can fly-hoover 8-24 hrs.

13-65

13-66

13-67

13-68

Comment Letter #13
Coalition For A Safe Environment

AB 617 CERP Public Comments

Final

Chapter 5f Railyards

Community Air Quality Priority

- | | |
|--------------------------------------------------------------------------------------------------------------------------------------------------------------------------------------------------------------------------------------------------------------------------------------------------------------------------------------------------------------------------------|-------|
| <p>1. Community Air Quality Priority is Zero Emissions from all Railroad Industry Port Tidelands and Off-Port Tidelands trains, vehicles, equipment, fuel storage tanks, fuel tank trucks, cargo handling equipment emission sources using Zero Emission Technologies immediately.</p> | |
| <p>2. Community Air Quality Priority is making all Non-Zero Emission Sources including Near-Zero Emission trains, vehicles, equipment fuel storage tanks, fuel tank trucks, cargo handling equipment Zero Emissions Technology as soon as possible within 5-10 years.</p> | 13-69 |
| <p>3. Community Air Quality Priority is requiring all available BACT, BACRT and Emissions Capture & Treatment Technologies be phased-in as-soon-as possible beginning in 2020 and completed within 5 years as interim measures until 100% Zero Emissions is achieved. Our EJ Communities desired goal is 100% ZE by 2025.</p> | |
| <p>4. Community Air Quality Priority is the immediate adoption of an Emissions CAP on all Railroad Industry emission sources within 1 year.</p> | |
| <p>5. Community Air Quality Priority is the establishment of a Public Health Baseline for EJ Communities that are fenceline and near within 5 miles of all Railroad Industry air pollution sources. The Public Health Baseline is needed to determine if the measures being taken have been effective in reducing air pollution and improving public health in the future.</p> | 13-70 |
| <p>6. Community Air Quality Priority is the inclusion of all Railroad Industry air pollution sources inventories, such as ship loading and unloading terminals, railyards, trains, vehicles, equipment, fuel storage tanks, fuel tank trucks, cargo handling equipment.</p> | 13-71 |

Community Request Priority for the South Coast AQMD

- | | |
|---------------------------------------------------------------------------------------------------------------------------------------------------------------------------------------------------------------------------------------------------------------------------------------------------------------------------------------------------------------------------------------------------------------------------------------------------------------------------------------------------------------------------|-------|
| <p>1. Community Request Priority for the South Coast AQMD is to create a comprehensive inventory list of all Railroad Industry air pollution direct sources on-port tidelands properties and off-port tidelands indirect sources including railyards, maintenance yards, itemized by train category, vehicle and equipment type, back-up generators, fuel storage tanks, fuel tank trucks, cargo handling equipment and all emissions by chemical type and annual emission quantities. Not an abbreviated short list.</p> | 13-72 |
| <p>2. Community Request Priority for the South Coast AQMD is to update the Railroad Industry Inventories with all community identified air pollution sources that are missing and for the</p> | |

SCAQMD to immediately establish the emissions quantities, baselines and post 5, 10, 15, 20 year trends on SCAQMD website.	13-72 Cont.
3. Community Request Priority for the South Coast AQMD to provide a list of all available Zero Emissions Technology, BACT, BACRT, Emissions Capture & Treatment Technologies and identify all Railroad Industry sources where these technologies can be applied now.	13-73
4. Community Request Priority for the South Coast AQMD to adopt an Indirect Source Rule to eliminate and reduce to less than significant emissions from all Railroad Industry sources and supporting industries within 1 year. We do not support an MOU under any conditions. State and Federal law already allow Indirect Source Rules.	13-74
5. Community Request Priority for the South Coast AQMD to sponsor technology Demonstration Projects, pilot projects, infrastructure projects and incentives with ZERO Emission Projects being the # 1 priority. We want no investment of public funds in outdated technologies.	13-75
6. Community Request Priority for the South Coast AQMD to allow community non-profit organizations experienced with air quality monitoring experience to participate in Fenceline Air Quality Monitoring of Railroad Industry emission sources where feasible.	13-76
7. Community Request Priority for the South Coast AQMD to support EJ Community request to the Los Angeles County Dept. of Public Health and/or CARB AB 617 Community Grants to conduct a CASPER Public Health Survey in Wilmington in 2020 than Carson and Long Beach in 2021-2022 in order to establish EJ Communities Public Health Baseline.	13-77
8. Community Request Priority for the South Coast AQMD and to coordinate with DTSC to require Railroad Yards to notify the SCAQMD and DTSC of their intention to store temporarily or permanently on-site any potential contaminated soil or materials. BNSF Watson Railyard regularly stores soil and contaminated soil, one time illegally in cooperation with the City of Los Angeles via a permission letter bypassing the public hearing and notification procedures.	13-78
9. Community Request Priority for the South Coast AQMD to monitor train times, idling and emissions at crossing signals near EJ Residential areas.	
Community Recommendations for the South Coast AQMD	
1. Conduct Railroad Industry bi-annual information outreach events on incentives and programs.	13-79
2. Allow Railroad Industry Technology Companies Volunteer Demonstration Projects even if there is not a governmental agency grant. Open to the public.	13-80
3. SCAQMD website include information, photos, illustrations, videos and animation of Zero Emission Technologies, BACT, BACRT, Emissions Capture & Treatment Technologies. Information and links can be from companies, non-profit organizations, institutes, universities, colleges and the public.	13-81

4. SCAQMD to include Aerial Drones to monitor all Railroad Industry locations emissions. There are now Aerial Drones that can fly-hoover 8-24 hrs. 13-82

**Comment Letter #13
Coalition For A Safe Environment**

AB 617 CERP Public Comments

Final

Chapter 5g Schools, Childcare Centers & Homes - Exposure Reduction

Community Air Quality Priority

1. Community Air Quality Priority is Zero Emissions from all industry stationary and mobile sources using Zero Emission Technologies immediately.
2. Community Air Quality Priority is making all Non-Zero Emission Sources including Near-Zero Emission Vehicles and Equipment Zero Emissions Technology as soon as possible within 5 years. 13-83
3. Community Air Quality Priority is requiring all available BACT, BACRT and Emissions Capture & Treatment Technologies be phased-in as-soon-as possible beginning in 2020 and completed within 5 years as interim measures until 100% Zero Emissions is achieved. Our EJ Communities desired goal is 100% ZE by 2025.
4. Community Air Quality Priority is the immediate adoption of an Emissions CAP on all industry emission sources within 1 year.
5. Community Air Quality Priority is the establishment of a Public Health Baseline for EJ Communities based on a Health Impact Assessment and Public Health Survey of each community. 13-84
6. Community Air Quality Priority is the reduction of public exposure from emissions from all Industry sources direct and indirect. We want a Comprehensive Inventory List by Industry Sources. To include by general major classifications and specific life threatening categories:
 - Criteria Pollutants (CP)
 - Toxic Pollutants (TP)
 - Hazardous Air Pollutants (HAPs)
 - Volatile Organic Compounds (VOCs)
 - Greenhouse Gases (GHG)
 - Particulate Matter (PM)
 - Heavy Metals (HM)
 - Polycyclic Aromatic Hydrocarbons (PAHs)
 - Unregulated Pollutants
 13-85
7. The Coalition For A Safe Environment Volunteers to participate in community organization based air quality monitoring, identification of air pollution sources, the 13-86

recommendation of mitigation measures and the identification of Zero Emission Technologies, BACT, BACRT, Emissions Capture & Treatment Technologies and Carbon Capture via Community Greenscaping to reduce public exposure. 13-86 Cont.

Community Request Priority for the South Coast AQMD

1. Community Request Priority for the South Coast AQMD in cooperation with CARB to prevent all public exposure to all major classifications and specific life threatening categories of air pollution emissions. 13-87
2. Community Request Priority for the South Coast AQMD is to create a Comprehensive Inventory List of all air pollution direct sources on-port tidelands properties and off-port tidelands indirect sources by chemical type and annual emission quantities. Not an abbreviated short list. From this list the Public and the CSC will prioritize which classifications and categories should be part of Phase I. 13-88
3. Community Request Priority for the South Coast AQMD is to update the Emissions Inventories with all community identified air pollution source that are missing and for the SCAQMD to immediately establish the emissions quantities, baselines and post 5, 10, 15, 20 year trends on SCAQMD website.
4. Community Request Priority for the South Coast AQMD to provide a list of all available Zero Emissions Technology, BACT, BACRT, Emissions Capture & Treatment Technologies, identify all Industries and categories where these technologies can be applied now. 13-89
5. Community Request Priority for the South Coast AQMD to adopt an Indirect Source Rule to eliminate and/or reduce to less than significant emissions from all Industries within 1 year. We do not support an MOU under any conditions. State and Federal law already allow Indirect Source Rules. 13-90
6. Community Request Priority for the South Coast AQMD to sponsor technology Demonstration projects, pilot projects, infrastructure projects and incentives with ZERO Emission Projects being the # 1 priority. We want no investment of public funds in outdated technologies. 13-91
7. Community Request Priority for the South Coast AQMD to submit Port CAAP and Industry Project EIRs public comments requests supporting mandatory use of Zero Emissions Technologies, BACT, BACRT and Emissions Capture & Treatment Technologies.
8. Community Request Priority for the South Coast AQMD to mandate and recommend to the Port CAAP and Industry EIRs Air Purification Filtration Systems to Mitigate Air Pollution Public Health Impacts to children and the public. Our priority recommendations are: 13-92
 - Public Schools
 - Childcare Centers
 - Public Libraries
 - Indoor Recreational Centers
 - Senior Citizen Housing

- Senior Citizen Centers
 - Hospitals
 - Residential Homes
- 13-92
Cont.

Community Recommendations for the South Coast AQMD

1. Conduct Industry bi-annual information outreach events on incentives and programs. 13-93
2. Allow Emerging Industry Technology Companies Volunteer Demonstration Projects even if there is not governmental agency grant. Open to the public. 13-94
3. SCAQMD website include information, photos, illustrations, videos and animation of Zero Emission Technologies, BACT, BACRT, Emissions Capture & Treatment Technologies. Information and links can be from companies, non-profit organizations, institutes, universities, colleges and the public. 13-95
4. SCAQMD to include Aerial Drones to monitor all air pollution sources, routes and destinations. There are now Aerial Drones that can fly-hoover 8-24 hrs. 13-96

Community Partner Outreach & Initiatives

- The Coalition For A Safe Environment (CFASE) Volunteers to participate in public information and community outreach.
 - CFASE Volunteers to recruit other community organizations to participate in public information and community outreach.
 - CFASE Volunteers to notify local news media and social media to participate in public information and community outreach.
 - CFASE will research Governmental, Foundation and Private Industry Project Grant Funding Opportunities to support our community based air quality monitoring, public health research, emerging technology research, public information and community outreach.
- 13-97

**Comment Letter #13
Coalition For A Safe Environment**

AB 617 CERP Public Comments

Final

Chapter 6 Air Monitoring Summary

Community Organization Air Quality Monitoring

The participating communities of Wilmington, Carson and West Long Beach have requested that community non-profit Environmental Justice Organizations who have air quality monitoring experience participate in local community air monitoring as part of the CAMP-Community Air Monitoring Plan.

13-98

The Coalition For A Safe Environment (CFASE) has over 12 years of experience and has participated in air quality studies by the California Air Resources Board, UCLA, USC and Liberty Hill Foundation. CFASE owns a variety professional air quality instruments and has an air quality monitoring station and weather station on its office roof. Funds for CFASE's air quality monitoring equipment have been funded by CARB, Cal EPA, DTSC and USEPA.

CFASE has identified that it could partner with the SCAQMD in doing VOC Fugitive Emissions Fenceline Spot Checking of Operating Oil Well Sites and Abandoned Oil Well Sites. CFASE owns a professional \$10,000 TSI Q-Trak Instrument which measures VOCs in the ambient air in real-time. CFASE could also use the same instrument for Fenceline Spot Checking for Methane Gas at Landfills and Brownfields.

13-99

CFASE has requested that the South Coast AQMD support the expansion of the CFASE LACEEN Wilmington Air Quality Network Expansion.

CFASE is a member of the AIRE Collaborative of 5 EJ Community Organizations that have a network of over 40 PM Air Quality Monitors in California.

13-100

LBACA in Long Beach, Communities for a Better Environment in Wilmington and Community Dreams in Carson have participated in community air quality monitoring in the past.

Community Requested Information to be Included

Community Air Protection Blueprint

1. APPENDIX E – STATEWIDE AIR MONITORING PLAN COMMUNITY AIR PROTECTION PROGRAM

13-101

Figure E-1 Community Air Monitoring Plan Elements

WHAT IS THE REASON FOR CONDUCTING COMMUNITY AIR MONITORING?

1. Form community partnerships.
2. State the community-specific purpose for air monitoring.
3. Identify scope of actions.
4. Define air monitoring objectives.
5. Establish roles and responsibilities.

HOW WILL MONITORING BE CONDUCTED?

6. Define data quality objectives.
7. Select monitoring methods and equipment.
8. Determine monitoring areas.
9. Develop quality control procedures.
10. Describe data management.
11. Provide work plan for conducting field measurements.

HOW WILL DATA BE USED TO TAKE ACTION?

12. Specify process for evaluating effectiveness.
13. Analyze and interpret data.
14. Communicate results to support action.

2. APPENDIX E – STATEWIDE AIR MONITORING PLAN

ANALYZE AND INTERPRET DATA

Some analysis examples include, but are not limited to:

- Comparing trends in community air monitoring data to trends in data from nearby regulatory air monitors.
- Performing analysis to determine which source(s) may be primarily responsible for elevated concentrations in order to develop appropriate control strategies.
- Tracking progress over time to determine if strategies put in place by community emissions reduction programs yield ambient air quality improvements.

3. CHECKLIST FOR COMMUNITY AIR MONITORING EVALUATION

Table E-2 Checklist for Community Air Monitoring Evaluation

13-101
Cont.

Response to Comment Letter #13-1

Thank you for your comments. South Coast Air Quality Management District takes all community member concerns seriously and will address each comment received.

Response to Comment Letter #13-2

Thank you for your suggested edits. The suggestion to change the first sentence in the CERP Executive Summary, “This Community Emissions Reduction Plan (CERP) outlines the actions and commitments by the Community Steering Committee (CSC) and the South Coast AQMD to reduce air pollution in the Wilmington, Carson, West Long Beach community” to include “Community Organizations with Air Quality Monitoring and Mitigation Experience” was not included. The CSC is composed of various stakeholders within the community including community based organizations. Therefore, the sentence already encompasses these groups, including those with air quality monitoring and mitigation experience.

Response to Comment Letter #13-3

South Coast AQMD’s enforcement program provides for regular inspections, to the extent allowed by available resources, of permitted facilities and air pollution sources that fall within the jurisdiction of the agency. In addition to complaints, inspections are prioritized at facilities with toxic emissions (e.g., hexavalent chromium) or with the highest potential to emit, such as RECLAIM and Title V facilities. These facilities are inspected at least annually. Other types of facilities (such as oil wells and gas stations) are generally inspected less frequently. Further, South Coast AQMD staff investigates reports of facilities operating without permits and performs inspections at new businesses. Additionally, we are committed to conducting inspections and/or investigating all of the concerns that have been prioritized by the CSC. As part of the AB 617 process, community input is welcomed to help identify potential new pollution sources that should be considered for inclusion within our regulatory program.

Response to Comment Letter #13-4

As part of the CERP, South Coast AQMD is publishing information relating to Notice of Violations (NOVs) and Notice to Comply (NCs). Specifically, Appendix 4 provides a list of inspections that includes whether enforcement action was taken and a separate list of each enforcement action. Both lists are organized by facility/company and allows the identification of repeated violations. The South Coast AQMD Office of Compliance and Enforcement intends to update this information and also present trend data in its scheduled updates to the CSC. For example, beginning in 2020, the South Coast AQMD Office of Compliance and Enforcement will provide CSC members periodic updates on inspection or complaint investigations on fugitive emissions and odors from oil drilling and production sites.

Response to Comment Letter #13-5

South Coast AQMD does not have the legal authority to create or implement this type of general policy. All enforcement actions are considered on a case-by-case basis, and must be consistent with our statutory authority and regulations.

Response to Comment Letter #13-6

South Coast AQMD does not have the legal authority to create or implement this type of general policy. All enforcement actions are considered on a case-by-case basis, and must be consistent with our statutory authority and regulations.

Response to Comment Letter #13-7

South Coast AQMD staff has discussed the possibility of using VOC sensors operated by community members to conduct spot-checks of active and abandoned oil wells as qualitative measurements. Community members would alert the South Coast AQMD of points of interest and staff would follow up with more advanced monitoring equipment. Enforcement action must be based on evidence that meets the legal requirements for admissibility in court. Furthermore, the commenter recently received a small grant to work with different research institutions to develop low-cost VOC sensors. South Coast AQMD had provided a letter of support toward this effort. South Coast AQMD will continue to collaborate with community organizations on the implementation of the CERP and CAMP. Additionally, CARB provides Community Air Grants as part of the Community Air Protection Program, and community air monitoring projects are one category of projects that may be funded through these grants.

Response to Comment Letter #13-8

Please see Response to Comment Letter #1-1.

Response to Comment Letter #13-9

Please see Response to Comment Letter #1-2.

Response to Comment Letter #13-10

The community air quality priorities found in chapter 5 were identified and discussed by the CSC across various monthly meetings. Staff recognizes the community's priority is to achieve emission reductions from the priority sources, and the actions proposed in the CERP are consistent with this priority. Please see Chapter 3b and Appendix 3b for a detailed report on source attribution, which includes information about specific pollutants and pollutant categories (e.g., VOCs). With respect to the request for inventory information, please see Response to Comment Letter #1-3.

Response to Comment Letter #13-11

South Coast AQMD staff thanks the Coalition for a Safe Environment for their willingness to volunteer in air monitoring and other efforts. South Coast AQMD staff will continue to collaborate with community organizations on the implementation of the CERP and CAMP.

Response to Comment Letter #13-12

South Coast AQMD staff has developed actions within the CERP to improve air quality as outlined in the CARB Blueprint. This includes actions that reduce public exposure based on the air quality priorities identified by the CSC. Chapters 5b through 5g of the CERP identify actions that reduce emissions and/or reduce public exposure.

Response to Comment Letter #13-13

Please see Response to Comment Letter #1-3.

Response to Comment Letter #13-14

South Coast AQMD staff have been conducting Best Available Control Technology (BACT) analyses and working closely with CARB to provide data for the Technology Clearinghouse. Requirements for Toxics-Best Available Control Technology (T-BACT) are frequently established through the adoption and amendment of rules affecting air toxics (i.e., Regulation XIV). The Technology Clearinghouse keeps track of technologies such as BART. Staff will reference the Technology Clearinghouse and applicable air toxic rule requirements (inclusive of state Air Toxic Control Measures (ATCMs) and federal National Emission Standards for Hazardous Air Pollutants (NESHAPs)), when available, to evaluate for potential tightening of rules through the rule development process. Permit considerations for both new and modified sources throughout the district are based on rule requirements. South Coast AQMD is conducting Best Available Retrofit Control Technology (BARCT) assessments as part of the rule development efforts to transition RECLAIM facilities to command-and-control.

Response to Comment Letter #13-15

Please see Response to Comment Letter #1-8.

Response to Comment Letter #13-16

Please see Response to Comment Letter #1-9.

Response to Comment Letter #13-17

The South Coast AQMD will take direct actions to mitigate air pollution public health impacts to children and the public. The CERP includes exposure reduction actions, such as Chapter 5g, Action 2, to address the children and the public. Through this action, South Coast AQMD will continue the installation of school air filtration systems^v with priority given to schools near truck routes, railyards, and/or major freeways. Staff will also explore opportunities for additional schools and funding to provide filter replacements for schools already equipped with high efficiency filtration systems.

As stated in Response to Comment Letter #13-14, South Coast AQMD is conducting BARCT assessments as part of the rule development efforts to transition RECLAIM facilities to command-and-control. Please also see Response to Public Meeting Comment #2-1 and Response to Comment Letter #8-3 regarding BARCT.

^v Some schools or community centers have had air filtration systems previously installed; however, filter replacements may be needed. Replacement filters will continue to be provided to schools that have had air filtration systems installed. Given that these projects are dependent on available funding, the CSC will need to prioritize schools for air filtration systems

Response to Comment Letter #13-18

The South Coast AQMD conducts regular outreach events throughout the year for South Coast AQMD's incentive funding programs. These outreach activities continue to generate high interest in the programs, resulting in funding requests that far exceed the amount of available funding for these programs. In addition to regular outreach scheduled for each of the four counties for available incentive funds, starting in 2017, South Coast AQMD expanded these outreach efforts by notifying fleets (drayage and non-drayage), sea and inland ports, rail yards, warehouses, and other facilities located within the AB 617 communities of the funding opportunities. This expanded outreach resulted in about \$60.1 million in funding requests from the three AB 617 communities (as well as additional funding requests for projects in other disadvantaged and low-income communities) under the current Carl Moyer/Community Air Protection Programs application process. Since the various incentive programs are open to receive applications at different times in the year, the outreach efforts conducted by South Coast AQMD are coordinated with the timing of each program to maximize interest and participation. However, for some incentive programs, such as Replace Your Ride, South Coast AQMD provides outreach throughout the year. If included in approved Community Emissions Reduction Plans, South Coast AQMD can plan to conduct semiannual outreach.

Response to Comment Letter #13-19

Most of the mobile source demonstration projects are funded from the South Coast AQMD Clean Fuels Fund that has approximately \$13 Million per year in funding. Thus, Clean Fuel Funds are programmatically leveraged with other state and federal government agencies, as well as private funding opportunities, in order to support a wide variety of technologies both emerging and pre-commercial. Without this leveraging of funds, South Coast AQMD would be limited on the number and scope of technology demonstration projects that can be supported. Furthermore, demonstration projects also need to show a commercialization pathway to maximize the air quality benefits to the region. However, generally, public funding sources typically require the demonstration and deployment in disadvantaged communities, and many are deployed with the three AB 617 communities, especially the Wilmington, Carson, West Long Beach community.

For those instances where demonstration projects are not funded by a governmental agency grant, the emerging industry technology company demonstration projects will be evaluated on a case by case basis. Generally speaking, the nature of the project will have to be evaluated to ensure that the project follows the parameters established by any pertinent demonstration project guidelines.

Response to Comment Letter #13-20

The Clean Fuel Annual Reports, summarizing the South Coast AQMD efforts on research, development, demonstration and deployment projects for mobile sources, are available on the South Coast AQMD website and can be accessed by the public. These annual reports include information on current and completed projects that focus on zero- and near-zero emission

technologies, emission capture and treatment. Information on the projects, data, photos and illustrations are included in the reports, as well as links to government and non-government agencies and organizations, including academia that lead funded efforts. South Coast AQMD can also include links to our technology partners' sites, such as Volvo Trucks Electromobility site (<https://www.volvotrucks.com/en-en/about-us/electromobility.html>), which include videos and animations on electric truck technology. South Coast AQMD does not develop content on various technologies the best course would be to direct people to partner websites that do have content that informs and educates the public. Additionally, South Coast AQMD does not develop content on various technologies. However, South Coast AQMD can direct people to partner websites that do have content that informs and educates the public. Additionally, South Coast AQMD website includes links to the BACT program (<http://www.aqmd.gov/home/permits/bact>) and CARB website maintains a BACT Clearinghouse (<https://ww3.arb.ca.gov/bact/bactnew/rptpara.htm>) and Reasonably Available Control Technology (RACT)/BARCT Clearinghouse (<https://ww3.arb.ca.gov/ractbarc/ractbarc.htm>).

Response to Comment Letter #13-21

While Unmanned Aerial Vehicles (UAVs) are not suited to monitor “all air pollution sources, routes and destinations”, they can provide valuable information on air pollution sources that are difficult to reach with more conventional monitoring techniques. South Coast AQMD staff is exploring the possibility to use UAV technology for various applications related to AB 617 monitoring.

Response to Comment Letter #13-22

Thank you for your request. The CERP was developed to follow the guidelines outlined in the CARB Blueprint. The CERP includes each of the elements in the bulleted points highlighted by the commenter:

- The community steering committee was established by the South Coast AQMD. Information about the CSC members and their affiliations can be found in the CERP Chapter 2, Table 2-1.
- The source attribution for the air pollution impacting the WCWL community can be found in Chapter 3b.
- Data on public health factors included in CalEnviroScreen 3.0 (asthma, low birth weight, and cardiovascular disease) is provided in Chapter 3a.
- The emissions reduction targets in the CERP are outlined in Chapter 5a. The implementation schedule for the actions that lead to the emissions reduction targets can be found in Chapter 5h. Each action is specific to reducing emissions from the six air quality priorities identified by the CSC and can be found in Chapters 5b through 5g. The specific actions within the aforementioned chapters includes strategies such as compliance, incentives, public outreach, etc.

- The actions found in Chapters 5b through 5g include regulatory, enforcement, incentive, and other strategies to reduce emissions in the WCWL community.
- Many of the actions found in Chapters 5b through 5g will be conducted in collaboration with local government agencies. For example, Chapter 5d, Action 2 includes collaborations with local cities on transportation strategies (e.g., restricted truck routes).
- Chapter 4 of the CERP outlines the enforcement plan for the WCWL CERP.
- Chapter 5a through 5h lay out the actions for the CERP to reduce emissions, including goals and metrics that will be used to track the progress of this plan. The Implementation Schedule in Chapter 5h outlines the timeline for implementation, and staff will provide updates to the CSC on the progress made on the CERP actions.

Response to Comment Letter #13-23

Please see Response to Comment Letter #1-1.

Response to Comment Letter #13-24

Please see Response to Comment Letter #1-2.

Response to Comment Letter #13-25

The community air quality priorities found in Chapter 5 were identified and discussed by the CSC across various monthly meetings. The air quality priorities for this community do include refinery emissions (including storage tanks), ports (including emissions from oil tankers), and oil drilling and production (e.g., emissions from operating and abandoned oil wells). The actions to address these community priorities can be found in Chapters 5b, 5c, and 5e.

Response to Comment Letter #13-26

Please see Response to Comment Letter #1-3.

Response to Comment Letter #13-27

Please see Response to Comment Letter #1-4.

Response to Comment Letter #13-28

Please see Response to Comment Letter #1-5.

Response to Comment Letter #13-29

Please see Response to Comment Letter #1-5.

Response to Comment Letter #13-30

Please see Response to Comment Letters #1-8 and #8-13.

Response to Comment Letter #13-31

Please see Response to Comment Letter #1-7.

Response to Comment Letter #13-32

Please see Response to Comment Letter #1-6.

Response to Comment Letter #13-33

Please see Response to Comment Letter #1-10.

Response to Comment Letter #13-34

The 2017 CAAP updates establishes a goal of expanding on-dock rail to accommodate 35% of all cargo leaving the port complex by rail, which represents a significant increase from the existing levels (i.e., about 24%). Staff will continue working with the ports through the MOU process to encourage expanded use of on-dock rail. Based on the 2017 CAAP Update, terminal operators are required to consider purchasing zero-emission equipment first, if feasible, beginning in 2020. The feasibility of zero-emission equipment will be determined through “public and collaborative process” based on the Ports’ Feasibility Assessment, which is expected to be released in the third quarter (Q3) of 2019 with subsequent assessments to follow at least every three years. The Ports will also work with terminal operators to accelerate the transition to zero-emission terminal equipment through lease renewals, EIR mitigation measures and other opportunities and venues, with a goal to transition to 100% zero-emission terminal equipment by 2030.

Response to Comment Letter #13-35

Please see Response to Comment Letter #13-18.

Response to Comment Letter #13-36

Please see Response to Comment Letter #13-19.

Response to Comment Letter #13-37

Please see Response to Comment Letter #13-20.

Response to Comment Letter #13-38

Please see Response to Comment Letter #13-21.

Response to Comment Letter #13-39

Please see Response to Comment Letter #1-1.

Response to Comment Letter #13-40

Please see Response to Comment Letter #1-2.

Response to Comment Letter #13-41

The community identified neighborhood truck traffic as one of the air quality priorities to be addressed in the CERP. Actions in Chapter 5d include working with the cities on truck routes, and reducing emissions from idling and operating trucks in the community. These actions will help decrease emissions from trucks in the community, including those that frequent storage yards, fueling stations, container storage yards, and other locations in the community.

Response to Comment Letter #13-42

Chapter 5d includes South Coast AQMD’s commitment to conducting idling sweeps in the community. CARB has also committed to conducting and coordinating idling truck inspections with the California Highway Patrol. This commitment also includes responding to noncompliant

truck idling in the community and residential areas. For any instance of illegal truck traffic, South Coast AQMD will refer the complaint to the responsible agency. For example, if the truck traffic is subject to laws enforced by the Port Police, South Coast AQMD will refer the case to the Port Police as the responsible agency.

Response to Comment Letter #13-43

Please see Response to Comment Letter #1-3.

Response to Comment Letter #13-44

A list of zero-emissions technology can be provided. However, not all available zero-emission truck technologies are suitable alternatives for field applications. South Coast AQMD encourages zero-emissions when technologically feasible and commercially available. Also, see Response to Comment Letter #1-1.

Response to Comment Letter #13-45

Please see Response to Comment Letter #1-8.

Response to Comment Letter #13-46

Please see Response to Comment Letter #1-6.

Response to Comment Letter #13-47

The 2017 CAAP updates establishes a goal of expanding on-dock rail to accommodate 35% of all cargo leaving the port complex by rail, which represents a significant increase from the existing levels (i.e., about 24%). Staff will continue working with the ports through the MOU process to encourage expanded use of on-dock rail.

Response to Comment Letter #13-48

Please see Response to Comment Letter #13-18.

Response to Comment Letter #13-49

Please see Response to Comment Letter #13-19.

Response to Comment Letter #13-50

Please see Response to Comment Letter #13-20.

Response to Comment Letter #13-51

Please see Response to Comment Letter #13-21.

Response to Comment Letter #13-52

See Response to Comment Letter #1-1.

Response to Comment Letter #13-53

Please see Response to Comment Letter #1-2.

Response to Comment Letter #13-54

Chapter 3b and Appendix 3b include a detailed report on source attribution. The community air quality priorities found in Chapter 5 were identified and discussed by the CSC across various

monthly meetings. The air quality priorities for this community do include refinery emissions (including storage tanks), ports (including emissions from oil tankers), and oil drilling and production (e.g., emissions from operating and abandoned oil wells). The actions to address these community priorities can be found in Chapters 5b, 5c, and 5e.

Response to Comment Letter #13-55

Please see Response to Comment Letter #1-3.

Response to Comment Letter #13-56

South Coast AQMD staff have been conducting Best Available Control Technology (BACT) analyses and working closely with CARB to provide data for the Technology Clearinghouse. Requirements for Toxics-Best Available Control Technology (T-BACT) are frequently established through the adoption and amendment of rules affecting air toxics (i.e., Regulation XIV). The Technology Clearinghouse keeps track of technologies such as BART. Staff will reference the Technology Clearinghouse and applicable air toxic rule requirements (inclusive of state Air Toxic Control Measures (ATCMs) and federal National Emission Standards for Hazardous Air Pollutants (NESHAPs)), when available, to evaluate for potential tightening of rules through the rule development process.

Response to Comment Letter #13-57

Please see Response to Comment Letter #1-8.

Response to Comment Letter #13-58

Please see Response to Comment Letter #1-6.

Response to Comment Letter #13-59

South Coast AQMD staff will continue to collaborate with community organizations on the implementation of the CERP and CAMP. Chapter 5e, Action 1 specifically identifies community-based organizations as a key implementing entity to conduct community air monitoring that is complementary to the South Coast AQMD community air measurement efforts.

Response to Comment Letter #13-60

CARB staff developed a systematic selection process to identify and prioritize communities for air monitoring in the Study of Neighborhood Air near Petroleum Sources (SNAPS). The selection process is composed of three stages: identification, evaluation, and prioritization. Additional considerations may be incorporated into the process over time and the mechanisms of these existing stages might be revised as more information becomes available.

In the identification stage, staff developed a list of candidate communities for potential study. This list was based on (1) a mapping analysis to determine areas with significant co-location of oil and gas production and populations, and (2) suggestions for additional specific communities made by the public and local air districts. The resulting candidate community list contains 56 communities from across the State, most of which were identified by the mapping analysis.

In the evaluation stage, staff gathered additional data for each community on the candidate community list. This data is intended to differentiate communities that may have a higher likelihood of being impacted by oil and gas production emissions. A threshold analysis of eight indicators (within four thematic categories) enables staff to advance communities that meet the thresholds for the highest number of indicators to the prioritization stage. This is intended to continue with additional communities being elevated for prioritization over time. The eight indicators are detailed below.

In the prioritization stage, communities are prioritized according to a more detailed analysis of the eight indicators and additional considerations primarily related to logistics of placing air monitoring equipment within a community. This effort is currently ongoing. Staff divided the State into two regions for this analysis: Central Valley/Northern and Central/South Coasts. Communities are only compared to others in the same region because of the differences between the regions in terms of population characteristics, well placement relative to communities, and existing air measurement data. When possible, staff plan to rotate air monitoring between the two regions, using the time while air monitoring is occurring in one region to prepare to monitor in the other region.

Both Wilmington and Signal Hill are on the list of 56 candidate communities, all determined from the identification stage. After the evaluation stage was completed in 2018, CARB placed Wilmington and Signal Hill on the "First Round Short List" based on the number of indicators they received compared to other candidate communities (see table posted on SNAPS website). This short list was then narrowed down further in the prioritization stage to four initial communities for SNAPS air monitoring: Lost Hills, McKittrick/Derby Acres, Baldwin Hills, and South Los Angeles. These four communities will be the first to receive SNAPS monitoring. After monitoring is completed in these four communities, additional communities will be selected for the second round of air monitoring under the SNAPS program. Wilmington and Signal Hill will be considered for this second round of monitoring.

Response to Comment Letter #13-61

As part of Chapter 5e, Action 1, South Coast AQMD staff will request that data from DOGGR that identifies the well status, including whether a well was abandoned or remediated. Staff will work with the CSC to identify which wells within the community are the highest priority, including considering whether the proximity of the wells to sensitive receptors.

Response to Comment Letter #13-62

The South Coast AQMD is given broad authority by the California legislature to regulate air pollution from "all sources, other than emissions from motor vehicles" (H&SC Section 40000). The term "air pollutant" includes odors (H&SC Section 39013). Currently, the South Coast AQMD has authority under Rule 402 to take enforcement action to address odors causing air quality related public complaints that rise to the level of a public nuisance. The California Health & Safety Code identifies that CARB, in consultation with the California Office of Environmental Health

Hazard Assessment (OEHHA), is tasked with assessing the scientific data to establish whether a pollutant is considered a toxic air contaminant. In addition, the U.S. EPA has the authority to list substances as federal hazardous air pollutants. Air pollutants that meet either of these definitions can then be regulated as air toxics. If an odorous air pollutant is identified as an air toxic under either these definitions, then South Coast AQMD can regulate that pollutant as an air toxic. In addition, South Coast AQMD staff has taken enforcement action for violation of Rule 402 or Health and Safety Code Section 41700 (public nuisance) based upon high levels of emissions of identified toxic air contaminants, such as an action against a chrome anodizing facility for emissions of hexavalent chromium. Therefore staff does not believe state law needs to be amended to allow public nuisance cases to include toxic emissions.

Response to Comment Letter #13-63

South Coast AQMD staff will work with the LA County Department of Public Health to assess what tools may be appropriate to gather public health data. See also Response to Comment Letter #1-2.

Response to Comment Letter #13-64

Chapter 5b, Action 3 describes some additional requirements that could be considered in PAR 1118 to address refinery flaring, including back-up power systems to prevent power outages and subsequent flaring. A technical assessment will be conducted as part of the rule development process. Additional requirements (e.g., notifications, pressure gauges, monitoring) for refinery equipment or oil drilling activities will be evaluated in the rule development process pertaining to that equipment.

Response to Comment Letter #13-65

Please see Response to Comment Letter #13-18.

Response to Comment Letter #13-66

Please see Response to Comment Letter #13-19.

Response to Comment Letter #13-67

Please see Response to Comment Letter #13-20.

Response to Comment Letter #13-68

Please see Response to Comment Letter #13-21.

Response to Comment Letter #13-69

Please see Response to Comment Letter #1-1.

Response to Comment Letter #13-70

Please see Response to Comment Letter #1-2.

Response to Comment Letter #13-71

Chapter 3b and Appendix 3b includes a detailed report on source attribution, including emissions from trains, ships, and other sources. In addition, South Coast AQMD staff has recently received

updated emissions inventories for railyards. Staff will work with the railroad companies to review the data and will provide updates to the community in the coming months.

Response to Comment Letter #13-72

Please see Response to Comment Letter #1-3. In addition, South Coast AQMD staff has recently received updated emissions inventories for railyards. Staff will work with the railroad companies to review the data and will provide updates to the community in the coming months.

Response to Comment Letter #13-73

Please see Response to Comment Letter #1-4.

Response to Comment Letter #13-74

South Coast AQMD staff have already been working on developing an Indirect Source Rule for railyards, which is expected to be considered for adoption in 2020. For more information, please see Response to Comment Letter #8-13.

Response to Comment Letter #13-75

Please see Response to Comment Letter #1-6.

Response to Comment Letter #13-76

South Coast AQMD staff will continue to collaborate with community organizations on the implementation of the CERP and CAMP.

Response to Comment Letter #13-77

Please see Response to Comment Letter #13-63.

Response to Comment Letter #13-78

Staff will collaborate with the appropriate agency to determine the feasibility of each suggestion.

Response to Comment Letter #13-79

Please see Response to Comment Letter #13-18.

Response to Comment Letter #13-80

Please see Response to Comment Letter #13-19.

Response to Comment Letter #13-81

Please see Response to Comment Letter #13-20.

Response to Comment Letter #13-82

Please see Response to Comment Letter #13-21.

Response to Comment Letter #13-83

Please see Response to Comment Letter #1-1.

Response to Comment Letter #13-84

Please see Response to Comment Letter #1-2.

Response to Comment Letter #13-85

Please see Response to Comment Letter #13-10.

Response to Comment Letter #13-86

South Coast AQMD staff will continue to collaborate with community organizations on the implementation of the CERP and CAMP.

Response to Comment Letter #13-87

Please see Response to Comment #13-12.

Response to Comment Letter #13-88

Please see Response to Comment Letter #1-3.

Response to Comment Letter #13-89

Please see Response to Comment Letter #1-4.

Response to Comment Letter #13-90

Please see Responses to Comment Letters #1-7, #13-74, and #8-13.

Response to Comment Letter #13-91

Please see Response to Comment Letter #1-6.

Response to Comment Letter #13-92

South Coast AQMD has previously supported efforts to install air filtration systems at public schools and community centers; these efforts in this community are described in Chapter 5g. Chapter 5g, Actions 2 and 3 describe efforts to reduce exposures through the installation of air filtration systems at schools and homes, which were identified by the CSC as the priorities for these exposure reduction actions.

See also Response to Comment Letter #1-1 regarding the development of an MOU to implement the Ports CAAP.

Response to Comment Letter #13-93

Please see Response to Comment Letter #13-18.

Response to Comment Letter #13-94

Please see Response to Comment Letter #13-19.

Response to Comment Letter #13-95

Please see Response to Comment Letter #13-20.

Response to Comment Letter #13-96

Please see Response to Comment Letter #13-21.

Response to Comment Letter #13-97

The South Coast AQMD staff appreciates CFASE's efforts, as public engagement is critical to the success of this program.

Response to Comment Letter #13-98

South Coast AQMD staff will continue to collaborate with community organizations on the implementation of the CERP and CAMP. Chapter 5e, Action 1 specifically identifies community-based organizations as a key implementing entity to conduct community air monitoring that is complementary to the South Coast AQMD community air measurement efforts.

Response to Comment Letter #13-99

South Coast AQMD staff has discussed the possibility of using VOC sensors operated by community members to conduct spot-checks of active and abandoned oil wells as qualitative measurements. Staff will continue to discuss the details with the CSC in order to draft a plan for implementing these efforts. Furthermore, South Coast AQMD staff recently wrote a letter of support that led to CSC member Jesse Marquez to receive a grant to work with different research institutions to develop a low-cost VOC sensor.

Response to Comment Letter #13-100

South Coast AQMD staff has previously discussed this request with CSC member Jesse Marquez. As previously discussed with him, South Coast AQMD staff will be providing a few PM and VOC sensors to help build the CFASE sensor network.

Response to Comment Letter #13-101

The CAMP was developed following the guidelines outlined in the CARB Blueprint.

Comment Letter #14: Bridget McCann – Western States Petroleum Association (WSPA)

Comment Letter #14



Bridget McCann
Manager, Technical and Regulatory Affairs

July 2, 2019

Dr. Philip Fine
Deputy Executive Officer, Planning and Rules
South Coast Air Quality Management District
21865 Copley Drive
Diamond Bar, CA 91765

sent via email: pfine@aqmd.gov

**Re: AB617 Community Emission Reduction Plan (CERP)
Discussion Draft for Wilmington, Carson & West Long Beach (WCWLB)**

Dear Dr. Fine,

Western States Petroleum Association (WSPA) appreciates the opportunity to participate in South Coast Air Quality Management District's (SCAQMD or District) AB617 Community Steering Committee meetings for the Wilmington, Carson, West Long Beach (WCWLB) community. WSPA is a non-profit trade association representing companies that explore for, produce, refine, transport and market petroleum, petroleum products, natural gas and other energy supplies in five western states including California. WSPA has been an active participant in air quality planning issues for over 30 years. WSPA-member companies operate petroleum refineries and other facilities in the South Coast Air Basin. Some of these facilities are located within the WCWLB community boundary.

The District recently published "discussion draft" versions of select CERP chapters for the WCWLB community area. These sections included (potential) actions to reduce air pollution emissions or exposures for a number of stationary source and/or mobile source categories.¹ District Staff presented an overview of these CERP chapters to the WCWLB Community Steering Committee on 13 June 2019.² WSPA offers the following comments specifically on discussion draft Chapter 5b - Refineries.³

- 1. CERP Section 5b needs to detail the comprehensive coverage of existing and proposed District rules already focused on refinery sector sources.**

The discussion draft version of CERP Section 5b, Refineries, specifically identifies flaring events and refinery process equipment as priorities identified in the WCWLB steering committee meetings. The discussion draft also notes that "ongoing rule development and air monitoring

¹ SCAQMD, Discussion Draft, Community Emissions Reduction Plan (CERP) for the Wilmington, Carson & West Long Beach Community, June 2019, posted at <http://www.aqmd.gov/nav/about/initiatives/community-efforts/environmental-justice/ab617-134/wilm/cerp>.

² CSC meeting presentation from 13 June 2019 is available at <http://www.aqmd.gov/nav/about/initiatives/community-efforts/environmental-justice/ab617-134/wilm>.

³ CERP Discussion Draft, Section 5b – Refineries, June 2019.

July 2, 2019
Page 2

efforts by the District will help address some of these air quality priorities” in the WCWLB community,⁴ and cites the following Best Available Retrofit Control Technology (BARCT) rules:

- Rule 1118, Control of Emissions from Refinery Flares
- Rule 1180, Refinery Fenceline and Community Air Monitoring
- Rule 1109.1, Refinery Equipment

14-1

These facilities are subject to a large number of other air quality rules/regulations which are enforced by the District, the California Air Resources Board (CARB), and the U.S. Environmental Protection Agency (USEPA). Chapter 5b should be revised to detail the comprehensive level of these existing rules and regulations to better inform the steering committee and other community stakeholders.

With respect to the prospective use of mobile monitoring (i.e., proposed Action 2),⁵ we generally agree that mobile monitoring may be useful for enhanced leak detection and repair (LDAR) activities. We note that some mobile monitoring platforms are based on air monitoring technologies which have not been reviewed and/or approved by USEPA for regulatory purposes. So, while such mobile monitoring platforms may be used for enhanced LDAR purposes, the information may not be suitable for enforcement purposes. The discussion of Action 2 in Chapter 5b should be accordingly revised.

14-2

2. Any future changes to District BARCT rules (e.g., Rule 1118) must be based upon the consideration of specified criteria pursuant the California Health & Safety Code.

The California Health & Safety Code authorizes the District to establish Best Available Retrofit Control Technology (BARCT) requirements based upon the consideration of specified criteria. This includes a demonstration that any new or amended BARCT requirements are both technically feasible and cost effective.

14-3

The discussion draft version of CERP Section 5b, Refineries, suggests that the District may require methods to reduce refinery flaring emissions through amendments to Rule 1118.⁶ We note that the current version of District Rule 1118, which was just amended in 2017, harmonized current Rule 1118 with USEPA’s flare standards in the national Refinery Sector Rule and included significant new prohibitions on certain types of flaring.⁷ The current version of Rule 1118 also required the facilities to prepare an engineering “scoping document” that evaluates the feasibility of minimizing (or avoiding) planned and unplanned flaring events. The outcome of those engineering demonstrations will inform what additional control measures, if any, may be technically feasible under the rule.

The discussion draft suggests a reduction target for refinery flare emissions under Action 3. At this time, that suggestion appears to lack any basis. Since any future amendments to Rule 1118 will need to conform with applicable BARCT criteria, including a demonstration of technical feasibility, the discussion draft should be revised to describe the current Rule 1118 scoping

⁴ CERP Discussion Draft, Section 5b – Refineries, June 2019. See page 5-3.

⁵ CERP Discussion Draft, Section 5b – Refineries, June 2019. See page 5-4.

⁶ CERP Discussion Draft, Section 5b – Refineries, June 2019. See page 5-6.

⁷ SCAQMD, Draft Staff Report for Proposed Amended Rule 1118 – Control of Emissions from Refinery Flares, July 2017.

July 2, 2019
Page 3

document process, and explain to the steering committee how that engineering process will inform any future amendments to Rule 1118.

14-3
Cont.

3. The Discussion Draft does not provide a technical foundation to support emission control measures beyond those found in existing or proposed rules and regulations (e.g., BARCT).

The AB617 statute and associated Community Air Pollution Protection Blueprint specify a number of requirements for Community Emissions Reduction Programs (CERPs).⁸ Among the required analytical tasks is a source attribution analysis which estimates the relative contribution of emissions sources (or categories of sources) to elevated air pollution exposures in the community. Such an analysis has not been presented in the discussion draft or the materials presented to the WCWLB steering committee. On the contrary, information presented to the steering committee by the District suggests that refineries actually represent a relatively low contribution to exposure levels in the WCWLB community.⁹

14-4

The discussion draft also fails to fully assess existing and available measures for reducing emissions from contributing sources or source categories including, but not limited to, Best Available Control Technology (BACT), BARCT, or Best Available Control Technology for Toxic Air Contaminants (T-BARCT), or how those measures in existing or proposed rules would reduce air pollution exposures in the future. Such a demonstration is required for the CERP.¹⁰

In the absence of these required analytical tasks, the discussion draft CERP lacks a technical foundation for suggesting control measures beyond those found in existing or proposed rules and regulations. The discussion draft should be accordingly revised.

WSPA appreciates the opportunity to provide these comments. We look forward to continued discussion of this important planning process. If you have any questions, please contact me at (310) 808-2146 or via e-mail at bridget@wspa.org.

Sincerely,



Cc: Wayne NASTRI
Dr. Jo Kay Ghosh
Daniel Garcia
Tom Umenhofer
Patty Senecal

⁸ CARB, Community Air Protection Blueprint, Appendix C, Criteria for Community Emission Reduction Programs.

⁹ SCAQMD, Presentation the WCWLB Community Steering Committee, April 11, 2019, slide 12.

¹⁰ CARB, Community Air Protection Blueprint, Appendix C, Criteria for Community Emission Reduction Programs.

Response to Comment Letter #14-1

South Coast AQMD staff provided a list of rules and regulations that apply to refineries in Appendix 5b of the CERP. The list includes rules, such as, Rule 1123 – Refinery Turnarounds and Rule 1178 – Further Reductions of VOC Emissions from Storage Tanks and Petroleum Facilities.

Response to Comment Letter #14-2

The air measurements in Action 2 of Chapter 5b – Refineries, will be used to identify, quantify and mitigate potential leaks from refineries. Mobile air measurements are not an enforcement tool. However, if the monitoring data shows elevated emissions related to refinery operations it may be necessary to conduct follow-up inspections at refineries to identify the source of emissions. Data from mobile air measurements could be used to focus South Coast AQMD inspections on the potential source of elevated emissions and help refinery operators expeditiously resolve fugitive emissions leaks, equipment breakdowns, etc.

Response to Comment Letter #14-3

Based on recent emissions data from petroleum refineries in the WCWLB community emissions from flaring during the first quarter of 2016 to the fourth quarter of 2018 resulted in an average of 39 tpy of NO_x, 3 tpy of PM₁₀, 4 tpy of VOCs and 22 tpy of SO_x. Also, recent data shows that over half of flaring emissions are from planned events.^{vi} To further address emissions from flaring the South Coast AQMD staff will review flare minimization plans, new technologies and other information to assess the technical feasibility of future rule requirements.

The 2017 amendment to Rule 1118 included a requirement for the affected facilities to submit a Scoping Document to evaluate the feasibility of minimizing or avoiding planned and unplanned flaring events. The scoping documents include potential physical controls and/or operating practices, technical feasibility, cost estimates, and timing to reduce planned flare events. The documents also include essential operation needs flare events and the feasibility of installing and maintaining at least three physical or automated process controls to avoid or minimize emergency flare events. The “Course of Action” for Action 3 of Chapter 2b in the CERP includes a measure to consider the scoping documents required by Rule 1118 for future rule development to Amend Rule 1118.

Response to Comment Letter #14-4

Chapter 3b – Source Attribution Analysis for the WCWLB CERP was released July 12, 2019. Based on data provided in the analysis (see Figure 3 of Chapter 3b) petroleum refineries account for 17% of VOC, 21% of NO_x, and 65% of SO_x total community emissions in WCWLB. Furthermore, refineries are a significant source of heavy metal emissions as well. The hexavalent chromium, nickel, arsenic, beryllium and lead emissions from the refineries contribute 15%, 37%, 40%, 92% and 7% of the community total emissions, respectively.

^{vi} <http://www.aqmd.gov/docs/default-source/Agendas/Governing-Board/2017/2017-jul7-038.pdf?sfvrsn=5>

The CERP includes revisions that assess existing and available measures for reducing emissions from contributing sources. For example, Chapter 5b – Refineries, includes Action 5: Achieve Further NO_x Emissions from Refinery Equipment through Adoption of Rule 1109.1 – Refinery Equipment. This action provides a specific measure to evaluate the technical feasibility and cost effectiveness of Best Available Retrofit Control Technology (BARCT) to reduce emissions from refinery equipment including existing boilers, heaters, gas turbines, fluid catalytic cracking units, sulfur recovery units, incinerators, and a coke calciner. Also, Appendix 5b – Refineries, includes revisions to identify existing rules or measures that reduce emissions from refineries.

Comment Letter #15: Marie Cobian – City of Los Angeles

Comment Letter #15



Community Emission Reduction Plan
(CERP) Comment Form

AB617 Year 1 Community
Wilmington, Carson, West Long Beach

AB617 Year 1 Community Code
WIL

AB617 Doc Type
Comment Form

Enter your contact information, comments and/or upload comment files below. Please note that information provided by you on this form (including contact or other personal information) is a public record and may be released in response to a California Public Records Act request.

A continuación introduzca su información de contacto, comentarios y / o suba archivos sobre los comentarios. Tenga en cuenta que la información provista por usted en este formulario (incluida la información de contacto u otra información personal) es un registro público y puede ser divulgada en respuesta a una solicitud de la Ley de Registros Públicos de California.

* Campos requeridos para enviar un comentario

*Fields Required to Submit a Comment

Language Preference
 English Español

Form Information

Date Created 07/03/2019	Time Created 11:45 AM
-----------------------------------	---------------------------------

Commentor Contact Information

Commenter's Name * MARIE COBIAN	Affiliation * Agency, School, University or Hospital
Email Address * [REDACTED]	
Email Address Valid (Y/N) Y	

Comments (Unlimited Size) *

<ul style="list-style-type: none"> -Exposure Reduction for Schools, Childcare Centers and Homes. I would suggest that Parks be added to that list. Of particular concern is the park at Opp and Banning in Wilmington. -Neighborhood Truck Traffic: Work with LADOT to explore physical interventions, such as chicanes or traffic circles, at key locations (supported by residents & homeowners in the area) to prevent trucks from entering residential neighborhoods. -Oil Drilling and Production: Work with the oil industry to identify and encourage abandonment of lower-producing wells and wells located within residential neighborhoods. The sites can then be converted into community gardens (example: I Heart Wilmington Community Garden) or other appropriate uses. -Relocation assistance for existing industrial uses located within residential neighborhoods to more appropriate sites. (i.e., 1116 N Watson Ave, 1022 N Eubank Ave, & 1020 N McFarland to name a few) 	<p>15-1</p> <p>15-2</p> <p>15-3</p> <p>15-4</p>
-------------------------------------------------------------------------------------------------------------------------------------------------------------------------------------------------------------------------------------------------------------------------------------------------------------------------------------------------------------------------------------------------------------------------------------------------------------------------------------------------------------------------------------------------------------------------------------------------------------------------------------------------------------------------------------------------------------------------------------------------------------------------------------------------------------------------------------------------------------------------------------------------------------------------------------------------------------------------------------------------------------------------------------------------	-------------------------------------------------

Response to Comment Letter #15-1

Chapter 5g includes reducing exposures at schools, childcare centers, homes, and other locations where people spend a lot of time, which would also encompass community centers at parks. The John Mendez Baseball Park at Opp and Banning in Wilmington has been incorporated into the air quality concerns map in Chapter 3a. The interactive air quality concerns map online will be updated with this location and is available at: <https://scaqmd-online.maps.arcgis.com/apps/MapJournal/index.html?appid=f4089b44d00a4ada806cfa62309ab98e>.

Response to Comment Letter #15-2

South Coast AQMD will identify the appropriate agency and work towards collaboration to determine the feasibility of this suggestion. This suggestion has been added in Chapter 5d, Action 2.

Response to Comment Letter #15-3

In Chapter 5e, Action 3, staff will evaluate the feasibility on Rule 1148 series and Rule 1173 amendments to reduce emissions. The rule development process is a public process and South Coast AQMD encourages all stakeholders to participate, including those from the oil industry and CSC members. The development of requirements in rules must occur within the rule development process (i.e., working groups) with all stakeholders involved. Initial concepts based on CSC input, such as this suggestion, have been incorporated and will be considered in implementing Action 3.

Response to Comment Letter #15-4

The statutory restrictions and/or state-adopted guidelines that govern South Coast AQMD’s funding programs do not allow for the use of funds to help stationary sources relocate to more appropriate locations. In most cases, the funds are to be used for emission reductions, which would not necessarily occur as a result of a relocation, and many of the programs primarily focus on mobile sources.

Comment Letter #16: Alicia Rivera, et al. – Communities for a Better Environment (CBE)
(submitted for Stationary Source Committee)

Comment Letter #16

7/25/2019

SCAQMD Governing Board
Stationary Source Committee



Re: My brief comments on AB617 Community Emission Reduction Plan to be discussed 7/26/2019
– We need a serious step by step plan in tons per day or year, to reduce refinery and other emissions in Wilmington / Carson / W. Long Beach

Dear Stationary Source Committee Members,

I am CBE’s representative on the Wilmington / Carson / W. Long Beach AB617 Community Steering Committee. I have been very active representing our community on this committee, as CBE’s Wilmington Community Organizer. I have also been invited by AQMD to provide a formal presentation at the steering committee, and to present during a tour of the area for legislators and board members. Many of our other Wilmington members, staff, and coalition organizations have actively taken part, and have made many substantial recommendations in development of the Community Emission Reduction Plan (CERP¹). I am also attaching the fuller comments we submitted to staff on the first draft of the plan, many of which still apply. Since we made those comments, we appreciate that staff have improved the CERP. But there are still key gaps in the plan. We understand this has been a major new effort by the District, requiring much staff time, but we need to ensure a plan that will make serious progress is developed.

Here is a brief summary of comments on the updated July version of the plan:

- **Staff added an important commitment to update the Refinery Storage Tank regulation, as we requested.** These are sources of benzene, VOCs, and more. The District’s own comprehensive monitoring study (the Fluxsense study) done jointly with Swedish Scientists showed refinery benzene emissions are on average 43 times higher than the District inventory, and found these emissions were likely from refinery storage tanks, it is important that staff added this regulation to the CERP. We appreciate it. 16-1
- **Unfortunately, our main concern remains. The plan does not have any specific commitment to emissions reductions for refineries (or for other sources) – not 1 ton of required refinery reductions.** Instead it has a few goals to generally reduce emissions from a couple of refinery sources, based on later decisions which the District hopes will lead to emission reductions. We agree that these actions will likely lead to some reductions, but there are few measures in the plan, and no overall emission reduction goal for refineries. 16-2
- **For transportation, the District added to the updated plan some *estimations* of emissions reductions from *incentive* measures (including existing measures). These however are not *required* reductions.**² 16-3

¹ Available at: <http://www.aqmd.gov/nav/about/initiatives/community-efforts/environmental-justice/ab617-134/wilm/cerp>

² For example, see the plan says in *Chapter 5a – Actions to Reduce Air Pollution Emissions or Exposures*, p. 5a-2

- **What we need in Wilmington / Carson / W. Long Beach is for the District to develop a clear plan over time to reduce emissions step by step, at the refineries, oil drilling, the ports, transportation, and all sources which cumulatively make up our unfair burden of emissions in Wilmington.** For instance, the plan should have a goal to reduce emissions by significant specified percentages every year. 16-4
- **Without having step by step goals, we cannot address the cumulative problem.** It is not enough to say you will add a couple oil refinery regulations or measures.
- **Most of the measures in the plan are enforcement, notification, or monitoring measures, not actual emissions reduction requirements.** 16-5
- **In addition, we must also elevate zero emission technologies, and begin to seriously develop a vision and plan to phase out harmful fossil fuels over time.** That is really the only way to address the heavy burdens in Wilmington / Carson / W. Long Beach. Given all the record heat waves and many other climate dangers, we must realize we are in a climate emergency. If we don't start to develop a plan in the area of LA that has the highest concentration of fossil fuel infrastructure (5 oil refineries, one of the largest oil wells in any urban area in the country, and the massive ports and goods movement corridors), we will not make progress on either local disproportionate health burdens, nor on the greater climate crisis. 16-6

Thank you for evaluating these issues. I understand that the Stationary Source is just an informational discussion tomorrow, but since AB617 was adopted with the promise that finally we would get a customized local plan to address our unfair burden of pollution, we wanted to let you know that we rely on the development of a strong emission reduction plan.

Alicia Rivera
 Wilmington Community Organizer, CBE
 (Communities for a Better Environment)

Response to Comment Letter #16-1

Thank you for your comment.

Response to Comment Letter #16-2

See Response to Public Meeting Comment #1-2

Response to Comment Letter #16-3

The estimated emission reductions for mobile source incentive measures are based on historical data from projects that were funded in the Wilmington, Carson, West Long Beach community. However, incentive programs facilitated by South Coast AQMD are often oversubscribed (i.e., the number of applications received, and commensurate requested funding levels are typically significantly higher than available funds). Therefore, it is likely that the CERP will achieve the

emission reduction goals resulting from mobile source incentive measures. See Response to Public Meeting Comment #1-2 regarding emission reduction targets.

Response to Comment Letter #16-4

The CERP uses a combination of strategies to reduce emissions, including regulations, air monitoring, enforcement, outreach and incentives. These strategies are to be implemented with over 60 step-by-step measures in the CERP to achieve emission reduction targets. Additionally, the plan includes emission reduction goals for petroleum refineries based on future regulatory actions specified in the CERP. For additional information on emission reduction targets and goals please refer to Response to Public Meeting Comment #1-2 above and Chapter 5 of the CERP.

Response to Comment Letter #16-5

See Response to Comment Letter #16-4 regarding how the plan will achieve emission reductions. Specific emission reduction requirements for sources will be determined through a combination of future regulatory, enforcement and other strategies (e.g., MOUs) specified in the CERP.

Response to Comment Letter #16-6

South Coast AQMD has committed to participate in CARB rule development efforts and supports achieving zero-emission technology in any application where it is technologically feasible and commercially available. For example, the plan specifies measures to accelerate adoption of cleaner port equipment and drayage trucks, prioritizing zero-emission technologies when technologically feasible and commercially available (see Action 2 of Chapter 5d).

Comment Letter #17: Alex Spataru – The ADEPT Group, Inc.

Comment Letter #17



Community Emission Reduction Plan (CERP) Comment Form

AB617 Year 1 Community
 Wilmington, Carson, West Long Beach

AB617 Year 1 Community Code
 WIL

AB617 Doc Type
 Comment Form

Enter your contact information, comments and/or upload comment files below. Please note that information provided by you on this form (including contact or other personal information) is a public record and may be released in response to a California Public Records Act request.

A continuación introduzca su información de contacto, comentarios y / o suba archivos sobre los comentarios. Tenga en cuenta que la información provista por usted en este formulario (incluida la información de contacto u otra información personal) es un registro público y puede ser divulgada en respuesta a una solicitud de la Ley de Registros Públicos de California.

* Campos requeridos para enviar un comentario

*Fields Required to Submit a Comment

Language Preference

English Español

Form Information	
Date Created	Time Created
07/28/2019	10:32 AM

Commentor Contact Information	
Commenter's Name *	Affiliation *
ALEX SPATARU	Agency, School, University or Hospital
Email Address *	
[REDACTED]	
Email Address Valid (Y/N)	
Y	

It is respectfully submitted that AB617 funds be timely allocated to conduct a much needed project to detect and counter violations committed by Ocean Going Vessels (OGV's) who do not observe the California Sulfur Rule while going in and out of the Ports of Los Angeles and Long Beach.

This suggested project is titled "Aerial monitoring of OGV's emissions to evaluate compliance w/fuel composition requirements in California waters".

UAV's (drones) w/payloads consisting of specialized sensor packages will be flown in the plume of ships going in and out of San Pedro Bay.

The objectives of this project include - and are not limited to:

- (1) Determine the level and extent of OGV violations of the California Sulfur Rule;
- (2) Determine the costs of such enhanced enforcement of the California Sulfur Rule; and
- (3) Adapt sensor and UAV technologies developed in Europe to California specific conditions.

Enhanced enforcement via aerial monitoring (UAV's equipped w/various gas sensors + other sensors) is now broadly practiced in the European Union (EU).

Where it's used - it has positively impacted air quality.

Further - where it is being practiced - it has paid for itself (e.g. Norway) through fines.

Several aerial monitoring systems are now used in or near EU ports or environmentally sensitive areas (e.g. Norwegian fjords).

Others are in the early implementation stages in China, Canada and Singapore.

Why is it needed?

Because there is good reason to believe that about 10% of OGV's calling in California Ports violate the CA Sulfur Rule (and the EPA SECA rule.)

This not only pollutes the disadvantaged communities of Wilmington, Carson and West Long Beach - but because it's undetected - little has been done so far being done to correct it.

Worse, the folks who make air quality models for the California Air Resources Board (CARB) and the SCAQMD have assumed that the OGV's are in full compliance w/the California Sulfur Rule and this sneaky pollution is currently unaccounted in various SIP's (including the District's).

A recent Maritime Executive article (April 14, 2019) - see <https://www.maritime-executive.com/article/in-singapore-high-sulfur-fuel-could-lead-to-prison> - reads:

"Goldman Sachs forecasts that roughly 20 percent of the world's fleet will simply not comply with the new requirement in the first year of implementation; OPEC's estimate is slightly higher at about 25 percent."

Given these educated predictions and the large price incentive to use heavy fuel oil, enhanced enforcement (e.g. aerial monitoring) it is strongly suggested to be explored as a viable means to secure full or near-full adoption of existing & impending rules.

There is indisputably strong incentive for OGV's to cheat.

For instance, the forward spread between GasOil (which is 0.5% S) and HSFO - is now ~\$240 per ton.

And the incentive to cheat is even greater when OGV's must burn the even more expensive Very Low Sulfur Fuel Oil (which is what is required by the California Sulfur Rule) - which is 0.1% S.

Must also take into consideration that the punishment for cheating is quite low vs. the benefits to be reaped from violating the law. Please consider that:

- (a) the current per incident penalty (if and when caught) is typically \$10K or less per day - and,
- (b) if the OGV cheats, a container ship can save between a half a million and one million on a round trip between China and LA.

Based on the high probability of undetected cheating - it is submitted that a significant amount air pollution caused by OGV's - which violate the California Sulfur Rule in waters within SCAQMD's territory - goes undetected and unaccounted for.

Based on data collected over the last eleven (11) months - from similar EU and Asian programs - as well as based on additional facts - it is impossible to support the SIP modelers' overoptimistic assumption that all OGV's comply w/the CA Sulfur Rule (as well as w/the SECA rule.)

Thus, the preponderance of circumstantial evidence leads to the conclusion that the Annual Emissions Inventory for the Ports is underreported as far as the OGV component is concerned.

17-1

And - given the above - there is good reason to support a project to determine the degree to which OGV's currently flaunt the California Sulfur Rule.

The California Sulfur Rule is a CARB rule - yet the pollution caused by OGV's violating this rule (& the SECA Rule) directly affects the District's residents - and particular those who live and work in or near the disadvantaged communities in or near California's commercial ports.

CARB has not had the resources (staff & equipment) nor the methodologies to effectively enforce this rule - nor has the US Coast Guard had the resources (or the mission priority) to significantly monitor compliance w/the SECA regulation it signed an MOU w/EPA in 2011 to enforce.

Further, one of the challenge at hand lies in the false belief by some that random checks at pier of OGV's fuel (right before the engine) is an effective means to dissuade violators of the sulfur rule/s. This myth was disproved in all the EU countries where aerial monitoring is being practiced.

Given the above - it is reasonable and conservative to posit that ~10% of the OGV's calling in the ports of LA and LB violate max. sulfur-in-fuel (air quality) regulations.

The above data was uncovered by a student team at UCLA's Institute of the Environment and Sustainability (IoES) as part of their 2018-19 Senior Practicum.

In this context - it's pertinent to note that in the past SCAQMD and CARB have signed MOU's to facilitate greater enforcement - and that such collaboration can be extended to monitoring for fuller OGV's compliance.

Some ships cheat intentionally and some have unintentional malfunctions that cause them to pollute .
 Re: unintentional malfunctions: the fact is that occasional unintended pollution happens. At the same time greater financial penalties are indicated to upgrade more and to implement smarter maintenance practices. Even excellent shipping companies occasionally experience malfunctions. For instance, last week, Maersk SEMBAGANG was fined \$22,000 for polluting in the port of Algeciras (Spain) as a fuel injection system broke.

Scrubbers have been shown to occasionally fail - and such failures are not immediately noticed and/or repairable.
 UAV plume inspections facilitate better monitoring of such unintended failures and provide motivation to OGV operators to pollute less.

The use of drones to target most likely violators of the California Sulfur rule also does away w/a potential hurdle to judicious enforcement.
 The fact is that ports of LA and Port of LB cannot guarantee access to CARB and/or SCAQMD inspectors to the terminals to conduct fuel sampling.
 Only the terminal operators can grant such access. As such - CARB enforcement activities are now limited by access to a terminal where an OGV docks (all inspections are now done randomly and at pier.)
 UAV based monitoring and targeting reduces the terminal operator's potentially restricting role in the inspection process - particularly since the terminal operator may be conflicted when all is said and done.

The experience to date w/aerial targeting w/UAV's equipped w/sensors has brought about a more cost-effective deployment of its inspectors (reportedly four times greater).

It is collaterally suggested that enhanced UAV aerial monitoring of OGV's dovetails nicely w/other SCAQMD AB 617 objectives

Via the AB 617 implementation process - it was noticed that SCAQMD also wishes to detect and reduce leaks from oil tankers.
 See Under "Action 1: Reduce Leaks from Oil Tankers":

- Use optical gas imaging technology, air monitoring, and other available emissions information to identify potential fugitive emission leaks from oil tankers and conduct targeted enforcement of Rule 1142 - Marine Tank Vessel Operations
- Evaluate opportunity to amend South Coast AQMD Rule 1142 to require marine vessels to calibrate and maintain pressure relief devices and require recordkeeping, with the goal of minimizing fugitive emission leaks"

The same aerial monitoring systems used to detect compliance w/The California Sulfur Rule - w/minor sensor payload modifications - can be used to detect and quantify leaks from Oil Tankers.

17-1
 Cont.

Response to Comment Letter #17-1

CARB believes there is merit in pursuing aerial monitoring of noncompliant vessels as a potential compliance screening tool. Aerial monitoring in the European Union (EU) is used only as a screening tool to detect potentially non-compliant vessels and not as a direct method for enforcing fuel regulation. Sampling fuels on the vessels is the only way to determine whether a ship is compliant. This is true for both EU and California. Additionally, current remote sensing technology does not distinguish between Ultra Low Sulfur Fuel Oil (ULSFO), which is a heavy marine fuel oil, and low sulfur distillate fuels, such as marine gas oil (MGO)/marine diesel oil (MDO). EU and the rest of the world only require fuels that meet a certain sulfur level, whereas, CARB's Ocean-Going Vessels (OGV) Fuel Sulfur Regulation requires the use of distillate fuel. Until the remote sensing technology can distinguish between ultra-low sulfur fuel oil (ULSFO) and distillate fuels which both meet the 0.1% sulfur limits, the remote sensing technology has only limited value as an enforcement screening tool. Further, aerial monitoring technology would be more appealing if it included measurements of other pollutants such as PM, black carbon (BC), or NOx. Moreover, while SO₂ is an important pollutant to measure, other pollutant information would add more value.

At this point, we have no information that confirms whether 20-25% of the world's shipping vessels are currently in compliance with the new International Maritime Organization (IMO) fuel standard (0.5% sulfur) that will go into effect next year. We can confirm, however, that these rates do not apply to Regulated California Waters (RCW). CARB's compliance rates are much higher. CARB has published, most recently, in the Enforcement Division's 2018 annual report that the compliance rate for the OGV Fuel Sulfur Regulation is about 97-99%. This number is based on over 500 vessel inspections including fuels analysis. Although CARB agrees that the current penalty structure in the Health and Safety Code should be changed to allow for higher penalties, CARB still believes it has an effective enforcement program that acts as a deterrent. The compliance numbers show vessels are complying with CARB's regulation. There are many factors other than penalties, such as poor corporate image or negative publicity that can compel ship operators to comply with state law. CARB has been invited to four different countries to discuss CARB's enforcement program and provide training on the OGV inspection/enforcement process.

CARB uses aerial monitoring remote sensing for enforcement as follows:

- Screening tool to identify vessels that have fuel sulfur over 0.1% (which does not detect noncompliant ULSFO meeting the 0.1% sulfur standard)
- To assist the federal government (i.e., United States Coast Guard (USCG)) to screen vessels for Emission Control Area (ECA) compliance from 24 nautical miles to 200 nautical miles. Note: The federal government requires probable cause to board a ship and collect a fuel sample

- To help CARB estimate compliance rates at the 24 nautical mile transition zone, especially on outbound vessels (which does not detect noncompliant ULSFO meeting the 0.1% sulfur standard).

Comment Letter #18: Christopher Chavez – West Long Beach Resident, Coalition for Clean Air (CCA)

Comment Letter #18
**COALITION FOR
 CLEAN AIR**

August 6, 2019

Dr. William Burke and Board Members
 South Coast Air Quality Management District (SCAQMD)
 21865 Copley Drive
 Diamond Bar, CA 91765

Re: Comments on AB 617 Community Emission Reduction Plans (CERP) for the Wilmington/West Long Beach/Carson (WWLBC) Community

Dear Chair Burke and the SCAQMD Board Members,

The Coalition for Clean Air (CCA) is writing to provide comments regarding the draft CERP for the WWLBC community. Since its passage in 2017, CCA has been actively involved with the implementation of AB 617 (C. Garcia) at both the statewide and air district level. CCA staff has participated in most of the AB 617 meetings hosted by the California Air Resources Board (CARB) and SCAQMD. We acknowledge and appreciate some of our previous comments being addressed and incorporated into the WWLBC CERP, and are providing these comments to ensure a stronger, more effective emissions reduction plan.

- **The WWLBC CERP still lacks a direct health nexus and any projections or targets for reductions of toxic air contaminants.**

The Community Steering Committee (CSC) has been very clear in its request to see specific emission reduction targets that include a nexus with community health outcomes. Yet, the draft CERP continues to lack specific emissions reduction targets, let alone targets based on health outcomes. Rather, the draft CERP anticipates a 40-50 tons per year (tpy) reduction of oxides of nitrogen (NOx – a criteria pollutant rather than a toxic air contaminant) and a .5-.6 tpy reduction in particulate matter (PM). Even then, these anticipated reductions are estimates rather than targets, and provide little insight into reductions of toxic air contaminants.

Again, we point to the text of AB 617 and its mandate for emission reduction targets. Section 44391.2(c)(3) of the Health and Safety Code (HSC) states, “[T]he community emissions reduction programs shall be consistent with the state strategy and include emissions reduction targets, specific reduction measures, a schedule for the implementation of measures, and an enforcement plan.” For the CERP to not include specific emission reduction targets is inconsistent with both the spirit and letter of the law. As such, we urge SCAQMD to include specific toxic air contaminant emission reductions and a nexus to community health in the finalized CERP.

18-1

660 S. Figueroa Street, Suite 1140
 Los Angeles, California 90017
 (213) 223-6860

1107 Ninth Street, Suite 440
 Sacramento, California 95814
 (916) 527-8048

www.ccair.org

Appendix RTC-160

- **To the greatest extent possible, proposed emission reductions should meet State Implementation Plan (SIP) creditable criteria (quantifiable, surplus, enforceable and permanent). However, reductions that don't meet these criteria (e.g., working with local agencies to rectify bad land use decisions) should not be excluded.**

18-2

The emission reductions achieved by the CERP should be real, measurable, and verifiable. The closer they are to meeting the criteria for being SIP creditable, the more confidence the community will have in the effectiveness of the Community Air Protection program. "Paper" compliance threatens to undermine the effectiveness of the WWLBC CERP and reduce the benefit to the local communities. At the same time, we recognize that not every important reduction measure lends themselves to meeting these criteria. Other opportunities which are not as easily measured but still have a positive community-level impact should not be ignored.

- **Phase out Modified Hydrofluoric Acid (MHF) at refineries**

Eliminating the use of MHF is critically important to the CSC and the larger South Bay region. Only two refineries in California use MHF¹ and both jeopardize the WWLBC community: the Valero Wilmington Refinery (which is within the community) and the Torrance Refinery (which is approximately one mile from the community's western border). Industrial accidents such as the Torrance Refinery's 2015 explosion and December 2018 MHF leak, cyberterrorism and large seismic activity can result in a catastrophic release. Should a serious MHF release occur, hundreds of thousands of people could be at risk for serious injury or death.² The CERP should include a commitment to phasing out MHF, as well as anticipate potential emissions and economic impacts from the phase out and conversion process.

18-3

- **The draft CERP needs to better define polluters' roles and responsibilities in implementation. Additionally, the draft CERP still has a heavy bias towards incentives over rulemaking and enforcement.**

For AB 617 and the WWLBC CERP to be successful, all stakeholders need to be responsible for its implementation. Yet, the draft CERP assigns few implementation responsibilities to the polluters themselves. Specifically, refineries, warehouses and other truck magnets, oil and gas well owners, and railyards have no responsibilities assigned to

18-4

¹ *A proposal to ban a potentially lethal chemical might change – or close – 2 oil refineries in Southern California*, Daily Breeze (January 16, 2018), <https://www.dailybreeze.com/2018/01/16/a-proposal-to-ban-a-potentially-lethal-chemical-might-change-or-close-2-oil-refineries-in-southern-california-2/>.

² *Status Update on PR 1410 – Hydrogen Fluoride Storage and Use at Petroleum Refineries*, Presentation, South Coast Air Quality Management District (February 1, 2019), <http://www.aqmd.gov/docs/default-source/Agendas/Governing-Board/2019/2019-feb1-025.pdf?sfvrsn=6Link>, 14

them through the CERP. While the draft CERP does assign some responsibilities to the Ports, these responsibilities are vague and lack firm deadlines.

Additionally, the CERP continues to show a strong preference for incentives over tighter rules and greater enforcement. While incentives should be included as part of the final CERP, other strategies need prioritization. For example, creating strong Indirect Source Rules (ISRs), mandating on-site mitigation and requiring, rather than just incentivizing, zero-emissions port and railyard equipment are clear examples where tighter rules will yield measurable emissions reductions. Additionally, rules must be enforced to be effective. As such, SCAQMD should include tougher penalties as authorized in Section 9 of AB 617 and greater enforcement efforts as part of its overall strategy.

18-4
Cont.

Lastly, the lack of a specific implementing agency or firm deadlines undercuts the effectiveness of incentive programs. Regarding Action 2 of Neighborhood Truck Traffic, “Reduce Emissions from Heavy-Duty Trucks,” SCAQMD has again failed to establish measurable goals for reducing emissions from trucks. The first goal states the following, “Organize [insert number] of incentive outreach events per year and provide biannual updates to the CSC.” SCAQMD should at least provide an anticipated number of outreach events it intends to conduct about incentive funding for trucks, instead of leaving this information blank for CSC members to fill in. At minimum (and considering the health impacts of trucks emissions and the necessity of meeting Clean Air Act goals for the South Coast Basin), SCAQMD should be providing at least monthly outreach events to trucking companies and truck drivers on incentive funding. Anything less would be irresponsible.

- **SCAQMD must meet the deadline for Best Available Retrofit Control Technology (BARCT) implementation, and BARCT’s role in the CERP still needs clarification and expansion.**

In addition to implementing the Community Air Protection program and creating CERPs, AB 617 also directs air districts in nonattainment to expedite BARCT implementation. HSC §40920.6(c)(1) requires air districts in nonattainment for one or more major air pollutants to adopt an expedited schedule for BARCT implementation. Implementation of BARCT must be completed by the earliest feasible date but no later than December 31, 2023. SCAQMD has approved a schedule outlining 17 rule updates, the last of which is scheduled to be considered in 2022. We continue to urge SCAQMD to keep to this implementation schedule and begin requiring expedited compliance with the updated rules.

18-5

Additionally, the WWLBC draft CERP only briefly mentions BARCT in the context of refineries. However, AB 617's BARCT requirements were not intended to be focused on a specific industry or industrial operation; rather, it includes all sources covered by the state's Cap-and-Trade program and prioritizes the ones with the oldest emissions controls. As such, we again ask SCAQMD to provide more clarity of how BARCT will impact CERP implementation, which local emission sources will be covered by BARCT, and how BARCT will provide air quality improvements to AB 617 communities.

18-5
Cont.

- **The draft CERP must be more aggressive in reducing emissions from the Ports, goods movement and drayage operations.**

The draft still provides too much flexibility to the Ports and lacks specific deliverables. Though the CERP does commit SCAQMD to supporting the development of several CARB rule changes, it does not commit the agency to publicly supporting these rules. At minimum, SCAQMD should make written and verbal comments in support of these rules when they are being contemplated by CARB to help secure stronger regulations to reduce port air pollution in the South Coast Basin and throughout the state.

Additionally, many of the port-related actions outlined in the draft CERP should be strengthened:

- With respect to Action 1, "Reduce Leaks from Oil Tankers," this action's responsibilities should include specific deliverables and dates for completion for the responsible agencies identified. Additionally, the CERP should include an effort to speed up oil tanker compliance with CARB's forth coming "at-berth" rule.
- Regarding Ports' Action 2: Reduce Emissions from Ships and Harbor Craft, as indicated in our prior comments, there is reference to a goal of an outreach event to "provide information about incentives." However, in the Implementing Agency section of that Action, no entity is assigned the responsibility of actually conducting the outreach to the appropriate parties regarding funding incentives. Please indicate who will take responsibility for this important aspect of outreach to relevant parties around the Ports.
- Regarding Action 1 of Neighborhood Truck Traffic, "Reduce Truck Idling," SCAQMD has completely failed to articulate a measurable goal for reducing truck idling in impacted communities surrounding the Ports. The "goal" states the following: "Conduct [X amount of] focused inspections and targeted sweeps within a [insert proposed timeframe]." This is completely vague and ambiguous, and also unacceptable as a SCAQMD statement at this late stage of the

18-6

Community Air Protection Actions development. We respectfully request that SCAQMD establish a meaningful and measurable goal for this Action and circulate it for CSC review and comment before making the CERP final.

18-6
Cont.

- **The Memoranda of Understanding (MOU) being negotiated with the Ports should not merely duplicate the Clean Air Action Plan (CAAP) and instead close off any loopholes or offramps for missed commitments.**

18-7

The commitments made by the Ports of Los Angeles and Long Beach in their most recent CAAP are not enforceable by SCAQMD and may not be permanent. For example, some CAAP commitments are reliant on Port-sponsored feasibility studies and do not provide assurance that specific commitments will be met. Therefore, the CAAP commitments lack credibility and provide the community with little more than a basis for skepticism about the Ports' promises for a better, less polluted future. As such, we request the MOU with the Ports close off any loopholes or offramps that allow the Ports to escape their commitments to the community.

- **An Indirect Source Rule (ISR) targeting truck operations must be included as part of the WWLBC CERP's actions for addressing neighborhood truck traffic.** The "Neighborhood Truck Traffic" strategy in the draft CERP completely ignores the role of warehouses and other truck magnets in polluting the WWLBC community. Rather, the draft CERP refers only to education about incentives and the broader Facility-Based Mobile Source Measure (FBMSM), which is mostly focused on port and drayage operations. This is problematic, as the WWLBC community includes warehouses, fuel depots, chassis yards and fueling stations that attract trucks and truck-related emissions. While this is partially addressed through the WWLBC CERP's strategy of enforcing CARB's anti-idling rules, ISRs should also be included as an action for neighborhood truck traffic. ISRs are referenced in WWLBC's & ELABHWC "Railyards" strategies and are also included in the SBM CERP's strategy for "Neighborhood Truck Traffic."

18-8

Despite the glaring omission of ISR, we applaud SCAQMD for including our previous recommendation to re-route trucks away from sensitive receptors in the draft CERP. This action will help reduce sensitive receptors' exposure to localized toxic air contaminants from truck traffic.

- **SCAQMD should work with local governments to create a 2,500-foot buffer zone between new residential or sensitive land uses and oil and gas wells. Additionally, well owners need to be assigned responsibilities.**

The draft CERP still contains no language supporting the development of a buffer zone between oil and gas wells and new residential or sensitive land uses. SCAQMD should work with local governments to create a 2,500-foot buffer zone between residential or sensitive land uses and oil and gas operations. Additionally, the draft CERP fails to delegate any responsibility to well owners, such as ensuring proper maintenance.

18-9

- **More information on current efforts to reduce emissions from railyards is needed, and railroads still need responsibilities and deadlines assigned to them.**

The draft CERP still does not provide any information regarding the railyards' compliance with the second agreement in 2005 between CARB, BNSF and Union Pacific. This information should be provided to the CSC and a summary of what the railroads have done to comply with the second rule should be included in the CERP.

Further, there are still NO responsibilities assigned to the railroads themselves. Once the indirect source requirements are implemented, the railroads should have the responsibility of complying with the indirect source requirements themselves. Regarding Action 1 of Railyards, "Reduce Emissions from Railyards," and as stated in our prior comments, it makes no sense that the railroads themselves are not listed as one of the "Implementing Agency, Organization, Business or Other Entity" that will work to reduce emissions from railyards. Surely it cannot be beyond the power of SCAQMD to mention that BNSF and Union Pacific will have to be involved in any action or policy taken to reduce emissions at their associated railyards. The railroads are certainly aware that the CERP is being developed and that this goal is being included. Referencing the railroads themselves in the CERP as an implementing business entity is essential for this goal to be finalized.

18-10

Lastly, there is uncertainty as to if there will be an MOU or ISR for railyards. Throughout this process, SCAQMD staff has stated an MOU with the railyards was the preferred course of action. However, the draft CERP only references the ISR. While we strongly support a legally enforceable ISR than an MOU, SCAQMD's strategy in this regard is unclear. To this end, the CSC needs clarity as to if SCAQMD is going to pursue an MOU with the railyards or an ISR.

We appreciate the opportunity to submit and your consideration of our comments. CCA acknowledges and commends the thousands of staff-hours put into the implementation of AB 617, and understands this is a living, evolving process and document. However, the draft WWLBC CERP still needs much work and strengthening if it is going to live up to the promise of bringing cleaner, healthier air to California's most polluted, vulnerable communities.

18-10

Sincerely,



Christopher Chavez
Deputy Policy Director
Member (West Long Beach Resident), WWLBC AB 617 Community Steering Committee

Response to Comment Letter #18-1

See Response to Public Meeting Comment #1-2 for updated emission reduction targets in the CERP for criteria air pollutants. Additionally, there are six actions that will reduce diesel particulate emissions from ships, harbor craft, port equipment, trucks, railyards and oil drilling and production sites. Also, there are five actions that target VOC emissions from refineries, oil wells, and oil tankers that will concurrently reduce other toxic air contaminant emissions such as benzene, toluene, ethylbenzene, and xylene. Please see Response to Public Meeting Comment #5-2 regarding health metrics.

Although it is not currently feasible to use health metrics and outcomes as tools for measuring the success of the CERP, health data has been a critical part of this process. South Coast AQMD used health data in the prioritization of communities for the implementation of community plans. Health data also influenced various policy decisions, including CARB's decision to focus on toxic air contaminants and PM2.5. The CERP will have positive impacts on public health, for example, by reducing DPM emissions, which is the primary contributor to air toxics cancer risk in the community. In addition, to bring further public health benefits to the community, the CERP includes actions to partner with local health organizations for direct public health interventions, such as asthma management programs. Similarly, the CERP includes actions to conduct school-based outreach to provide air quality information, such as the Clean Air Ranger Education (CARE) program. The CERP also includes collaborative efforts with local organizations to provide public information on how to receive air quality advisories and reduce exposure to air pollution. This type of outreach would be provided to schools, childcare centers, and made available at community events.

Finally, when CARB received comments asking it to include tracking of health indicators as part of AB 617, it did not agree that such tracking was appropriate. Instead, it too responded with information on the other ways that health data would be incorporated into the program. CARB declared: “Reducing emissions and improving air quality in overburdened communities will lessen the cumulative impacts that air pollution has on public health.” (See CARB Summary of Comments – Community Air Protection Program, <https://ww2.arb.ca.gov/summary-comments-community-air-protection-program>.)

Response to Comment Letter #18-2

Please see Response to Comment Letter #8-5.

Response to Comment Letter #18-3

See Response to Comment Letter #8-14.

Response to Comment Letter #18-4

Where possible, South Coast AQMD Staff identified the responsibility of facilities that are sources of emissions under the “Implementing agency, organization, business or other entity” section for each action. For example, Action 2 of Chapter 5b is to Conduct Refinery Air Measurements to identify and address VOC leaks and refineries and related facilities are assigned a specific responsibility. They include working with the South Coast AQMD staff to develop protocols (e.g., safety protocols) to conduct air monitoring (e.g., mobile air measurements) inside refineries and related plants, if fence-line or community air monitoring systems show ongoing elevated emission levels.

Regarding the comments on incentives and penalties, please see Response to Comment Letter #8-2. Regarding comments on outreach, please see Response to Comment Letter #13-18.

Response to Comment Letter #18-5

Please see Response to Comment Letter #8-3.

Response to Comment Letter #18-6

Please see Response to Comment Letters #8-6, #8-7, #8-8, and #8-9.

Response to Comment Letter #18-7

Please see Response to Comment Letter #8-12.

Response to Comment Letter #18-8

South Coast AQMD staff updated Action 2 of Chapter 5d in the CERP to include a measure to continue developing Facility Based Mobile Source Measures (FBMSM) for warehouses.

Response to Comment Letter #18-9

See Response to Comment Letter #8-11.

Response to Comment Letter #18-10

Please see Response to Comment Letter #8-13.

Comment Letter #19: Sylvia Arrendondo – Wilmington Active Resident

Comment Letter #19

 SCAQMD Banner

Community Emission Reduction Plan (CERP) Comment Form

AB617 Year 1 Community
 Wilmington, Carson, West Long Beach

AB617 Year 1 Community Code
 WIL

AB617 Doc Type
 Comment Form


Enter your contact information, comments and/or upload comment files below. Please note that information provided by you on this form (including contact or other personal information) is a public record and may be released in response to a California Public Records Act request.

A continuación introduzca su información de contacto, comentarios y / o suba archivos sobre los comentarios. Tenga en cuenta que la información provista por usted en este formulario (incluida la información de contacto u otra información personal) es un registro público y puede ser divulgada en respuesta a una solicitud de la Ley de Registros Públicos de California.

* Campos requeridos para enviar un comentario
 *Fields Required to Submit a Comment

Language Preference
 English Español

Form Information	
Date Created	Time Created
08/06/2019	7:53 PM

Commentor Contact Information	
Commenter's Name *	Affiliation *
SYLVIA ARREDONDO	Active Resident
Email Address *	
	
Email Address Valid (Y/N)	
Y	

Comments (Unlimited Size) *
 Please excuse typos- typing on a small keyboard/ cell phone-. Thanks for your understanding im advance.
 The draft CERP continues to miss the mark on aming specific emission reduction actions to improve health outcomes in the WWCLB communities.

5b. Refineries: - Business agencies, the refineries, need to be held to greater accountability so they should also be included in the implementing agency section across all actions. -Flaring needs to be addressed through the lens of cumulative impacts- multiple flare events in a week/ month from diferent refineries.. multiple small events add up. 19-1

5c.Ports: -Actions need direct emission reductions instead of relying on incentives. Incentives are also not defined in the draft document basically this draft would have us approve incentives without know what they are exactly. 19-2

5e. Oil drilling & Production: - Action to set a standard for human health and safety buffer at 2,500 ft. It's the job of SCAQMD to clean the air protect public heath. It is the job of SCAQMD to be biased towards protecting the health and safety of children, elders and other sensitive receptors by identifying innovative strategies. 19-3

5f. railyards: Rail agencies need to be held accountable and should be included in the section on implementing agenciea and in other sections of the Action. 19-4

5g. Schools, childcare, homes: Let's be clear. This action set is not a direct emissoim reduction from polluters which is the spirit of Ab617. I understamd there are CSC members that believe this is within the scope of AB617, I maybe wrong, but SCQAMD staff should better advise on this action. I would hate for resources that can be better directed to reduce emissoim at the source from Ab617 than used to reduce health impacts from emissions.
 However of these actions: Increasing green space doesn't go far enough, planting trees is not the only way to achieve green space. Include native garden pocket parks w native shade trees to also reduce the urban heat island effect. Programs and projects to transform sidewalks. - Any outreach events should be listed as 3 participation events: at least SCAQMD participates in 1 event in each of the communities. - Rebate programs for energy star products- air purifiers, they are not currently listed in rebate programs.. so including zipcodes in the WWCLB communities to the approved list. 19-5

[Suba comentarios adicionales y archivos de soporte \(30 Mb máximo por archivo\)](#)

Archivos de comentarios sobre el CERP

[Upload Additional Comment and Supporting Files \(30 Mb Maximum per file\)](#)

CERP Comment Files

Note: Supported upload files include all versions of Microsoft Office, jpeg, tiff, PDF, mp3, mp4, and text files.
Nota: los archivos compatibles que se pueden subir incluyen documentos de todas las versiones de Microsoft Office, jpeg, tiff, PDF, mp3, mp4 y archivos de texto
 For More Information Contact: ab617@aqmd.gov
 Para más información contáctese con: ab617@aqmd.gov

Response to Comment Letter #19-1

Emission reduction targets have been identified and incorporated, where quantifiable, into Chapter 5a. The refineries and related plants have been included under the “Implementing Agency, Organization, Business or Other Entity” sections, where applicable, across the actions in Chapter 5b of the CERP. The refineries and related facilities’ responsibilities include participating in the rule development process. Chapter 5b, Action 3 has been included in the CERP to address refinery flaring emissions, specifically to further reduce flaring events. The manner in which flaring events will be addressed will be determined during the rule development process. Any

rules and regulations adopted by the South Coast AQMD and CARB will be applicable to those subject to the rules and regulations.

Response to Comment Letter #19-2

As noted above in Response to Comment Letter #19-1, emission reductions resulting from actions in the CERP, where quantifiable, have been incorporated into Chapter 5a. The CERP uses a combination of strategies to reduce emissions, including regulations, air monitoring, enforcement, outreach and incentives. Incentives are provided for owners or operators that go above and beyond current requirements. South Coast AQMD administers incentive programs to replace older more polluting equipment with cleaner technology. South Coast AQMD staff expeditiously reviews applications and distributes incentive funds as quickly as possible. The actual number of and type of applications which will be received are not yet known; however, emissions reduction targets can be calculated for mobile source incentives, based on historical mobile source incentive data. As part of the process, applications are reviewed to ensure they meet incentive program funding guidelines and the most cost-effective projects are prioritized. Incentive projects funded will be provided in the annual progress reports, and also provided to the CSC as part of the periodic updates.

Response to Comment Letter #19-3

The CSC has prioritized addressing fugitive emissions from leaking wells, and the CERP includes actions to conduct air measurements to identify potential leaking wells. Additional air measurements can be made to quantify the distance of any impacts from leaking wells. South Coast AQMD commits to working with local city, county, and state agencies to determine if a buffer zone is feasible and to refer any future concerns regarding this matter to the respective authorities. Staff also recognizes that air quality is one of many considerations that can inform a buffer zone decision. Accordingly, The City of Los Angeles Office of Petroleum and Natural Gas Administration & Safety recently submitted a report with a recommendation to the Los Angeles City Council to outline the feasibility of a physical surface setback distance of 600 feet from sensitive receptors on existing oil and gas wells, associated production facilities, and drill sites. The report also recommends outlining the feasibility of a 1,500 foot setback from sensitive receptors on future oil and gas development. South Coast AQMD staff will continue to monitor the city's progress on this issue.

Response to Comment Letter #19-4

The railyards have been included under the "Implementing Agency, Organization, Business or Other Entity" section in the action in CERP Chapter 5f. The responsibilities listed for the railyards include participating in the rule development process for Indirect Source Rule (ISR) for railyards and working with South Coast AQMD to replace diesel-fueled equipment with cleaner technologies. Any rules and regulations adopted by the South Coast AQMD and CARB will be applicable to those subject to the rules and regulations.

Response to Comment Letter #19-5

South Coast AQMD staff has developed actions within the CERP to improve air quality as outlined in the CARB Blueprint, which emphasizes emission reductions, but also reducing exposure due to proximity to air pollution sources. A majority of the CERP, Chapters 5b to 5f, include actions to reduce emissions from the CSC's air quality priorities. Chapter 5g includes actions to reduce public exposure to the various sources of pollution because the CSC prioritized reducing exposure where children, senior, and sensitive populations spend time (e.g., hospitals, schools, etc.). The combination of reducing emissions and exposure from air pollution sources can help reduce the negative impacts of air pollution on the community. The language in Action 4 of Chapter 5g will be changed to include broader forms of green space expansion beyond tree planting. Sidewalk programs and projects are under the purview of the cities. Action 1 of Chapter 5g includes two public outreach events at schools or childcare centers on information relating to air quality and reducing exposure, in addition to collaborating with community-based organizations to engage in outreach meetings. These outreach events will be focused within the Wilmington, Carson, West Long Beach community. The Energy Star is a U.S. EPA program focused on improving energy efficiency. Rebates for this program are typically administered by the local utilities such as Southern California Gas Company (SoCalGas), Southern California Edison (SCE), and Los Angeles Department of Water and Power (LADWP). South Coast AQMD is uncertain as to whether air purifiers are available for rebates under the Energy Star Rebates program for zip codes within the Wilmington, Carson, West Long Beach community zip codes. Additional information on the Energy Star Rebates Program is available at: <https://www.energystar.gov/rebate-finder>. However, in Action 3, of Chapter 5g, residential air filtrations systems have been included as a part of the CERP.

Comment Letter #20: Priscilla Hamilton – Southern California Gas Company (SoCalGas)

Comment Letter #20



Priscilla R. Hamilton
Environmental Affairs Manager
Southern California Gas Company

555 W. 5th Street
Los Angeles, CA 90013
(213) 244-8237
PHamilton@semprautilities.com

July 15, 2019

Philip Fine, Ph.D.
Deputy Executive Officer
South Coast Air Quality Management District
21865 Copley Drive
Diamond Bar, CA 91765

RE: Assembly Bill 617 (AB 617) Community Emission Reduction Plans (CERPs)

Dear Dr. Fine,

Thank you for the opportunity to comment on the South Coast Air Quality Management District's (SCAQMD) AB 617 efforts. Southern California Gas Company (SoCalGas) has participated in numerous Community Steering Committees (CSCs) and would like to commend SCAQMD staff on moving this monumental effort forward. SoCalGas looks forward to working with and assisting SCAQMD in the future. To that end, SoCalGas would like to submit the following comments on AB 617 and the Community Emission Reduction Plans (CERPs).

I. INCENTIVES

Incentives are integral to achieving emission reductions from Class 7 and 8 Heavy-Duty trucks. However, there are not enough incentives available to turn over the number of trucks needed to meet state, regional, and community emission reduction goals. Therefore, incentives need to be used wisely and cost-effectively to achieve the greatest amount of emission reductions today.

Scrappage programs should be used to maximize emission reductions

The most effective approach to reducing emission reductions with incentives is to require scrappage. While it is important to get clean trucks into service, it is equally important to remove older, dirtier trucks operating in disadvantaged communities. Without removing a dirtier truck through scrappage, there is no way to ensure that truck will no longer operate in communities as the fleet expands. Scrapping trucks ensures that emission reductions will be maximized. Voucher programs with no scrappage requirements, such as the Hybrid and Zero-Emission Truck and Bus Voucher Incentive Project (HVIP), are also integral in moving the existing statewide fleet to alternative fuels, however, emission reductions in targeted areas should utilize scrappage programs to maximize emission reductions. SoCalGas recommends that incentive funding be prioritized for scrappage programs like Carl Moyer and Prop 1B.

20-1

Funding technology advancement is contrary to the purpose of AB 617 – Current year incentives should be used for available technologies

The purpose of AB 617 is to reduce emissions in disadvantaged communities within the five-year Community Emission Reduction Plan (CERP) time frame. While some have called for the use of incentives for demonstrations and pilots, this approach does not achieve the immediate emission reductions required by the AB 617 statute.¹ There are many other technology advancement programs locally and statewide that fund demonstrations and pilots for advancing technologies, such as the Low Carbon Transportation Pilots and Demonstrations, Zero and Near-Zero Emission Freight Facilities (ZANZEFF) and others. Those seeking funding for those types of projects should be directed to those programs. SoCalGas recommends that CERP incentives should focus solely on available technologies that can achieve tangible emission reductions.

20-2

Incentives should prioritize technologies that can maximize emission reductions today

Due to the current state of development, advanced technologies, such as battery electric class 7 and 8 trucks, have significant operating limitations, including but not limited to:

- **Range:** The California Air Resources Board (ARB) has stated that a technology is commercially available if it can be included in the HVIP eligibility list, as there is a robust process for a vehicle to be eligible for an HVIP voucher. Currently, there is only one Class 8 heavy-duty truck applicable for goods movement on the list. This truck has a maximum advertised range of 124 miles per charge. This is considerably less mileage than what the existing diesel fleet can achieve. This limited range also prohibits a one-to-one replacement of an older truck, limits how much a truck can be used, and thus limits its emission reduction potential.
- **Charging time:** Battery electric trucks can take several hours to charge. This is a significant operational difference between today's existing fleet, which requires only several minutes to refuel. Down time for charging will limit the hours a truck can be used in a day, which also limits its emission reduction potential.
- **Infrastructure availability:** The availability of infrastructure in the region is a major concern for battery electric technologies. While some may argue that charging stations can be slowly built out, there is a broader concern of finding land to accommodate charging and parking for these trucks. Due to charging, these trucks will be relegated to "return to base" operations and charging lots will need to be built nearby. In this case, it would be in or near an AB 617 community. AB 617 communities have stated various concerns with congestion and parking for trucks and placing charging lots in or near the communities would exacerbate the situation.

20-3

While these limitations may be overcome in the future, it is unrealistic to think that they will be resolved within the five-year CERP window. These limitations, and others, currently prevent battery electric technologies from doing all the things that the existing diesel fleet can do, therefore limiting the reductions that can be achieved. Natural gas trucks that meet ARB's

¹ See https://leginfo.ca.gov/faces/billTextClient.xhtml?bill_id=201720180AB617

Optional Low nitrogen oxides standard² (Low-NOx trucks) can achieve significant emission reductions and can operate just like its diesel counter parts. Low-NOx trucks have similar range, power, and fuel time. They have been thoroughly tested, are available today, and can truly be a one-to-one replacement for diesel trucks.

20-3
Cont.

Emission Reduction Effectiveness

Low-NOx trucks are the most effective solution in reducing emissions from heavy duty trucking. If SCAQMD used \$100 million of \$107 million in AB 617 incentives for low-NOx trucks, the emissions impact between the number of battery electric trucks versus Low-NOx trucks would be staggering.

What could \$100 million of incentives get?

Technology	Incentive Amount	Number of Trucks
Battery Electric	*\$332,500 ³	300
Low NOx	\$100,000 ⁴	1,000

**not including the \$50,000 per charger needed, an additional \$15 million total*

As shown above, \$100 million of incentives would result in 300 battery electric trucks or 1,000 Low NOx Trucks. In scrappage programs, this would also result in removing 1,000 diesel trucks from disadvantaged communities when funding Low NOx Trucks, compared to just 300 when funding battery electric trucks.

20-4

Both zero-tailpipe technologies and alternative fuel technologies would eliminate diesel particulate matter. For NOx, if all units were deployed at the same time, 300 battery electric trucks would reduce NOx emissions by 738 tons over the five-year CERP life, while 1,000 Low NOx trucks deployed at the same time would reduce NOx emissions by 2,406 tons over the same period. The significant discrepancy in emission reductions is due to the large difference in the number of Low-NOx trucks that can be turned over with \$100 million and the limited range⁵ of battery electric trucks which results in substantially more emission reductions for Low-NOx trucks. In addition to achieving more emission reductions, it is important to point out that investing incentives into Low-NOx Trucks also removes 700 more older trucks from public roads, which would otherwise continue to emit.

As shown below, the emission difference is substantial even though the same amount of incentives would be used in each scenario. To utilize incentives most effectively, SCAQMD

² 0.02 grams of NOx per brake horsepower hour

³ Based on a \$350,000 truck and a 95% funding from the Carl Moyer Program

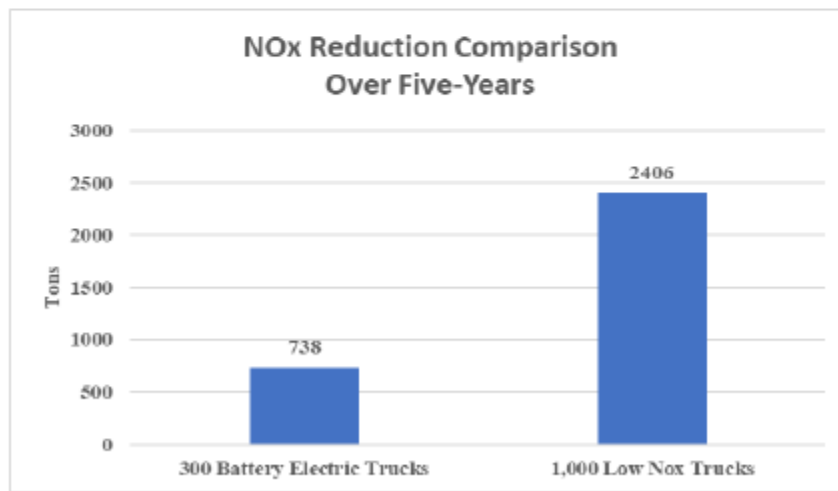
⁴ Based on Prop 1B scrappage and comparable to current Carl Moyer Program

⁵ Battery Electric annual mileage of 37,448 based on BYD T8 advertised range of 124 miles per day for 302 days per year), Low NOx truck annual mileage of 44,558 based on EMFAC 2014 T7POLA category.

must get as many clean trucks on the road as possible, remove as many dirty trucks as possible, and prioritize technologies that can be used in all applications.

NOx Emissions from 1,000 Trucks on the Road Today	
2,548 tons	
NOx Emission Reductions from Using \$100 million to replace with:	
Battery Electric (300 trucks)	738 tons
Low NOx (1,000 trucks)	2,406 tons
Remaining NOx emissions from Replacing Diesel Trucks	
Battery Electric (300 trucks)	1,721 (300 battery and 700 diesel trucks remain)
Low NOx (1,000 trucks)	53 (1,000 Low NOx and zero diesel trucks remain)

20-4
Cont.



Page 5

II. ENERGY EFFICIENCY TECHNOLOGY ADVANCEMENTS FOR AB 617 COMMUNITIES

Below are near-term technologies SoCalGas is working on that could improve energy efficiency in AB 617 communities and reduce the amount of fuel combusted for space and water heating.

Gas-Fired Absorption Residential Heat Pump

SoCalGas has been working with Stone Mountain Technologies Inc. and the Gas technology Institute (GTI), to demonstrate a high-efficiency Gas-fired Absorption residential Heat Pump (GAHP) water heater with an Energy Factor >1.3, 11,000 Btu/hr output, and 60-80-gallon storage capacity. The GAHP is already certified by the SCAQMD and meets the 10 ng NOx/Joule regulation limit in Rule 1121. This would be a drop-in replacement for standard water heaters in existing homes.

20-5

Residential Fuel Cell Units

SoCalGas has partnered with AQMD to demonstrate a Residential Fuel cell to be used in conjunction with solar arrays and battery storage. The solar and fuel cell will both have the ability to power the home directly while simultaneously charging the battery. The unit also has the ability to recover heat for water and/or space heating needs, which increases overall efficiency. This technology is widely used in Europe and can be an ideal solution for reducing emissions from combustion of natural gas for space and water heating in homes.

III. Conclusion

SoCalGas appreciates your consideration of our comments. We look forward to working with staff and other stakeholders in future meetings. If you have any questions, please do not hesitate to contact me.

Sincerely,



Priscilla R. Hamilton
Environmental Affairs Manager
Southern California Gas Company

Cc:

JoKay Ghosh, Ph.D.
Dan Garcia
Dan McGivney
Kevin Maggay
Edith Moreno

Response to Comment Letter #20-1

The CERPs for all three Year 1 communities include actions to address emissions for neighborhood trucks. The CERP prioritizes zero-emission technologies, where commercially available and technologically feasible; and where zero-emissions technology are not available, equipment will be replaced with cleaner technology (i.e., near-zero) through incentives to achieve much needed emission reductions sooner. While the South Coast AQMD is currently testing and evaluating a broad range of zero-emission capable heavy-duty trucks, including battery electric and fuel cell, the only commercially available technology is the near-zero emission (0.02 g/bhp-hr NOx) 9L and 12L engines for Class 7 and 8 trucks. Therefore, as is the case with all South Coast AQMD implemented incentive programs (e.g., Carl Moyer, Prop 1B), an emphasis on cost-effectiveness will continue to be placed to maximize emission reductions, providing local and regional air quality benefits. Scrapping requirements are an integral part of many current incentive programs to ensure that the emission reductions are real and permanent.

Response to Comment Letter #20-2

Incentives focus on currently available technologies, such as the near-zero emission (0.02 g/bhp-hr NOx) 9L and 12L engines for Class 7 and 8 trucks. The CSCs have prioritized zero-emission technology, where commercially available and technologically feasible, but which are not commercially available at this time for heavy-duty trucks. The development, demonstration, and commercialization of cleaner technologies helps to expedite cleaner technologies prioritized by the CSC. Current year AB 617 community incentives will be used for available technologies. South Coast AQMD is funding and/or cost-sharing various zero-emission capable, heavy-duty truck projects to ascertain performance and needs to varying duty cycles, including range, charging time, and infrastructure availability. As demonstration projects with truck original equipment manufacturers (OEMs) are completed, including Daimler Trucks of North America and Volvo Trucks, OEMs plan to incorporate any necessary design changes and implement these into more robust commercial projects, expected to be available at in small commercial scales in 2021. South Coast AQMD will consider providing incentives to these zero-emission trucks upon commercialization and meeting incentive guidelines.

Response to Comment Letter #20-3

The CERPs include actions to implement the technologies commercially available today and maximize the use of available incentive funds to ensure the greatest emission reductions. South Coast AQMD staff is working closely with CARB on lowering the heavy-duty engine standard in California and has petitioned the U.S. EPA to establish near-zero emission NOx truck standards for the nation.

Response to Comment Letter #20-4

South Coast AQMD is uncertain as to the cost estimates included in the comment, or the basis for incentive amounts, but as indicated in Responses to Comment Letters #20-1 and #20-3, the CERPs include actions to implement the technologies commercially available today and maximize the use of the available incentive funds to ensure the greatest emission reductions, using cost-

effectiveness as one of the key criteria. For mobile source projects, the incentive funds are to be implemented consistent with Carl Moyer or Prop 1B guidelines.

Response to Comment Letter #20-5

Thank you for your comment on gas-fired absorption residential heat pumps and residential fuel cell units. AB 617 focuses on reducing emissions from the sources of pollution prioritized by the community. These air quality priorities include refineries, ports, neighborhood truck traffic, oil drilling and production, railyards, and exposure reduction at schools, childcare centers, and homes. South Coast AQMD appreciates SoCal Gas's effort to provide information on technology that improves energy efficiency.

Comment Letter #21: Alicia Rivera, et al – Communities for a Better Environment (CBE)

Comment Letter #21

8/7/2019

CBE Updated Report Card AQMD AB617 Process, Draft CERP for Wilmington/Carson/W. Long Beach:

Also see Recommendations section below.

Our general finding is that the District made progress and provided more data, but has still not committed to a single ton of emissions reductions in the Oil Refining or Oil Drilling sector, and has no overall plan with any metrics to reduce emissions over time to meet measured targets (in tons per day or tons per year).

Instead, the District has committed to doing more a couple of rules on refinery flare and storage tanks, and add more enforcement of existing requirements for VOC leaks, but with no emission reduction target. These are important, but not nearly enough. Separately, AQMD is developing a refinery boiler and heater regulation to replace the existing RECLAIM program that is being sunsetted. But there is no commitment to go beyond the tons per day associated with the RECLAIM program, through AB617. This category includes large numbers of major polluters, and these have potential for larger emissions reductions. The District has agreed to later evaluate the possibility of tightening oil drilling operations (1148.1 and 1173 leaks), but again, with no specific reduction targets.

21-1

- ▶ This flaw is inconsistent with AB617's requirements. For example, AB617 states: "The community emissions reduction programs shall be consistent with the state strategy and include emissions reduction targets, specific reduction measures, a schedule for the implementation of measures, and an enforcement plan." (SEC. 8. Section 44391.2 4c3)
- ▶ The District appears not to acknowledge that AB617 requires emission reduction targets.

POSITIVE: Thumbs Up for the Air District's providing the set of emissions data separating out the emissions in Wilmington / Carson / W. Long Beach (WCWLB). (Chapter 3b) This data finally provides a view of local emissions that has been generally missing, and is an important step forward, even if some of the data might need to be updated.

This data highlights how important oil refinery emissions are:

- Your new data on the baseline emissions in Wilmington shows that, contrary to most communication, Oil Refinery emissions dominate many of the pollutants, and frequently are even bigger than the transportation sources, which are already huge.¹
- For VOCs – in WCWLB, the petroleum refining industry is the largest VOC emitter (see p. 6). We don't even know if that includes the Fluxsense study results, which showed refineries had 6 times higher VOCs than reported to the emissions inventory.
- For NOX - Refineries and refinery-related sulfur recovery & hydrogen plants were listed as the second-largest contributors to NOx, after ocean going vessels. On-road transportation emissions, although large, are *smaller* than refinery NOx. These sources are all very large.
- For PM2.5 – Industrial and petrochemical processes were the largest sector. PM2.5 is deadly – it causes increased death rates for vulnerable populations, such as people in the hospital. The District has identified diesel particulate matter from trucks as the main driver of *cancer* rates (because diesel

21-2

¹ SCAQMD, Wilmington, West Long Beach, Carson - Community Emissions Reduction Plan, Chapter 3b-Community Profile – Source Attribution, <http://www.aqmd.gov/nav/about/initiatives/community-efforts/environmental-justice/ab617-134/wilm/cerp>

particulate is a potent carcinogen). However, separately, PM_{2.5} levels are *also* associated with other *acute* health impacts, including increasing death rates for vulnerable populations. With the oil refineries and other industrial sources showing as the largest emissions source of PM_{2.5} in this sector, we again see the importance of achieving oil refinery emissions reductions.

- **Also note that oil refinery emissions are projected to stay the same through 2029 in your data** (excerpted at the end of this document from Appendix 3b), except for a small reduction of 3 tons per year of VOCs from existing requirements. (Note that AQMD explained on 8/6/2019 in our phone conversation regarding the inventory, that this does not include further regulation on refineries since 2016. However AQMD also agreed that there no large emission reduction regulations for refineries have been adopted since 2016, so the projection for 2029 remains relevant. These are the emissions we can expect, unless the District adopts substantial new measures.)

21-2
Cont.

OTHER POSITIVES:

- We appreciate that the District responded to the community by expanding the boundaries after the District had initially excluded the Phillips Wilmington refinery.
- We appreciate that the District’s facilitation improved. Meetings at first were very chaotic, but late mostly improved substantially.
- We appreciate that the District added a commitment to re-visit the Refinery Storage Tank regulation in the most recent draft.

21-3

NEGATIVES: Unfortunately, there are also some big negatives. There is no plan with emissions reduction targets to substantially reduce emissions from the baseline provided from all sectors. We focus here on Oil Refineries:

- There is no year to year emission reduction plan, no plan to *substantially* reduce Oil Refinery emissions, and not even a commitment to reduce emissions by any amount.
- The District has argued that it does not yet have the data to commit to specific reductions, and that will happen in rulemaking.
- But AB617 promised communities and requires achieving actual emissions reductions. This situation is similar to Clean Air Act proceedings. Under the CAA, first a plan is developed, emissions reduction targets are identified, the measures the District expects will meet these targets are listed, and later these regulations are adopted, even though the District does not have all the details of the regulation ahead of time.
- Even if the District needs to later develop more details, it can still have a goal to reduce Oil Refinery emissions by, for example, a certain percentage per year.
- We need metrics – specific numbers for emissions reduction plans. The rate of emissions reduction can be discussed, but right now, there is no commitment.
- In addition to numeric emission reduction goals, we need enough regulations in the plan to meet that goal.
- Ultimately, there will be no way to completely address the impacts of the largest concentration of fossil fuels on the West Coast, without the District acknowledging that we will also need to phase out fossil fuels over time (in addition to conventional regulation to reduce emissions).

21-4

21-5

Recommendations:

- As required by AB617, the District needs to develop specific emissions reduction targets to address the unfair burdens of heavy oil refinery, oil drilling, transportation, ports, and other emissions in WCWLB
- Identify sufficient regulatory measures to meet those requirements.
- Commit to specific emissions reductions goals overall for oil refineries, and specific targets for the regulations identified in the CERP, including flares, storage tanks, VOC leak detection, oil drilling operations, and more.
- Let us know if the refinery VOC emissions do not reflect the findings of the Fluxsense study. If they do not, please update the VOC (and benzene) emissions inventory to reflect that oil refineries have 6 times the emissions, as shown by the Fluxsense study.
- Please provide the emissions separately for each oil refinery for 2017, 2024, and 2029.
- Add to the list of Oil Refinery regulations to be developed, a requirement for wet scrubbers on oil refinery FCC Units (fluid cat crackers). This would reduce PM_{2.5} from oil refineries, which are major emissions sources, as your inventory highlighted.
- Commit to increased reductions from refinery Boilers and Heaters under AB617, going beyond replacing tons per day associated with RECLAIM.
- The District should explicitly support the development of a 2500 ft buffer zone for oil drilling operations under consideration at the City of LA.
- Provide additional data on air toxics, including BTEX (Benzene, Toluene, Ethylbenzene, Xylene), and other air toxics.
- Support a phaseout within 4 years of MHF through Rule 1410.
- See our previous comments with more detail on the above.

21-6

See attached excerpts from AQMD Chapter 3b, projecting that refinery emissions do not go down by 2029.

2017 Annual Average Emissions by Source Category in Wilmington, Carson, West Long Beach

ODE	Source Category	TOG (tons/year)	VOC (tons/year)	NOx (tons/year)	CO (tons/year)	SOx (tons/year)	TSP (tons/year)	PM10 (tons/year)	PM2.5 (tons/year)	NH3 (tons/year)	Pb (lbs/year)
Fuel Combustion											
10	Electric Utilities	0.10	0.01	0.00	0.12	0.01	0.02	0.02	0.02	0.08	0.00
20	Cogeneration	0.22	0.21	0.11	1.18	0.00	0.18	0.12	0.07	2.43	0.00
30	Oil and Gas Production (combustion)	32.48	3.98	21.63	28.87	0.33	2.55	2.51	2.50	4.87	0.80
40	Petroleum Refining (Combustion)	647.51	216.30	2.53	664.59	0.15	297.14	286.32	281.47	136.09	39.31
50	Manufacturing and Industrial	410.63	75.64	207.17	312.24	4.00	22.89	22.65	22.48	28.24	6.94
52	Food and Agricultural Processing	0.09	0.04	0.91	0.24	0.00	0.05	0.05	0.05	0.13	0.00
60	Service and Commercial	151.79	49.44	101.22	179.72	8.57	24.97	24.87	24.84	42.89	1.68
99	Other (Fuel Combustion)	666.32	117.46	37.81	152.53	0.66	126.25	124.22	122.62	150.03	0.16
Total Fuel Combustion		1909.14	463.08	371.39	1339.50	13.71	474.05	460.76	454.05	364.74	48.89

2024 Annual Average Emissions by Source Category in Wilmington, Carson, West Long Beach

CODE	Source Category	TOG (tons/year)	VOC (tons/year)	NOx (tons/year)	CO (tons/year)	SOx (tons/year)	TSP (tons/year)	PM10 (tons/year)	PM2.5 (tons/year)	NH3 (tons/year)	Pb (lbs/year)
Fuel Combustion											
10	Electric Utilities	0.10	0.01	0.00	0.12	0.01	0.02	0.02	0.02	0.08	0.00
20	Cogeneration	0.24	0.23	0.12	1.30	0.00	0.20	0.14	0.08	2.67	0.00
30	Oil and Gas Production (combustion)	33.86	4.15	22.55	30.11	0.35	2.65	2.62	2.60	5.08	0.84
40	Petroleum Refining (Combustion)	647.51	216.30	2.53	664.59	0.15	297.14	286.32	281.47	136.09	39.31
50	Manufacturing and Industrial	378.22	74.71	199.56	313.59	4.23	22.31	22.06	21.88	26.93	6.78
52	Food and Agricultural Processing	0.10	0.04	0.93	0.26	0.00	0.06	0.06	0.06	0.14	0.00
60	Service and Commercial	150.94	47.52	98.04	177.12	9.94	26.05	25.95	25.91	41.27	1.59
99	Other (Fuel Combustion)	669.26	119.56	33.67	154.30	0.67	128.78	126.64	124.94	154.30	0.15
Total Fuel Combustion		1880.22	462.51	357.39	1341.39	15.35	477.21	463.81	456.95	366.37	48.67

2029 Annual Average Emissions by Source Category in Wilmington, Carson, West Long Beach

CODE	Source Category	TOG (tons/year)	VOC (tons/year)	NOx (tons/year)	CO (tons/year)	SOx (tons/year)	TSP (tons/year)	PM10 (tons/year)	PM2.5 (tons/year)	NH3 (tons/year)	Pb (lbs/year)
Fuel Combustion											
10	Electric Utilities	0.10	0.01	0.00	0.12	0.01	0.02	0.02	0.02	0.08	0.00
20	Cogeneration	0.24	0.23	0.12	1.31	0.00	0.20	0.14	0.08	2.70	0.00
30	Oil and Gas Production (combustion)	34.00	4.17	22.65	30.24	0.35	2.66	2.62	2.61	5.11	0.84
40	Petroleum Refining (Combustion)	647.51	216.30	2.53	664.59	0.15	297.14	286.32	281.47	136.09	39.31
50	Manufacturing and Industrial	366.09	74.39	197.75	314.14	4.31	22.08	21.84	21.66	26.44	6.71
52	Food and Agricultural Processing	0.10	0.05	0.95	0.27	0.00	0.06	0.06	0.06	0.14	0.00
60	Service and Commercial	149.42	46.79	97.90	176.15	10.42	26.17	26.06	26.02	40.77	1.56
99	Other (Fuel Combustion)	670.46	120.43	33.90	155.26	0.67	129.69	127.52	125.78	155.79	0.16
Total Fuel Combustion		1867.91	462.36	355.79	1342.08	15.91	478.02	464.58	457.70	367.12	48.58

2017

Petroleum Production and Marketing										
310 Oil and Gas Production	500.02	209.31	0.83	2.13	7.28	10.05	6.14	5.59	6.13	0.00
320 Petroleum Refining	1022.27	718.86	80.31	280.13	47.80	490.49	332.92	223.23	11.02	6.09
330 Petroleum Marketing	1651.15	251.48	0.00	0.00	0.00	0.02	0.02	0.02	0.03	0.00
399 Other (Petroleum Production and Marketing)	3.10	2.47	0.98	1.78	0.01	0.01	0.01	0.01	0.00	0.00
Total Petroleum Production and Marketing	3186.53	1182.12	82.12	284.04	55.09	500.57	339.09	228.84	17.18	6.09

2024

Petroleum Production and Marketing										
310 Oil and Gas Production	521.38	218.26	0.87	2.23	7.59	10.06	6.14	5.59	6.75	0.00
320 Petroleum Refining	1017.85	715.28	80.31	280.13	47.80	490.51	332.93	223.24	11.02	6.09
330 Petroleum Marketing	1520.08	222.92	0.00	0.00	0.00	0.02	0.02	0.02	0.03	0.00
399 Other (Petroleum Production and Marketing)	3.45	2.73	0.99	1.79	0.01	0.01	0.01	0.01	0.00	0.00
Total Petroleum Production and Marketing	3062.76	1150.19	82.17	284.14	55.40	500.59	339.10	228.86	17.79	6.09

2029

Petroleum Production and Marketing										
310 Oil and Gas Production	523.94	219.35	0.87	2.23	7.63	10.06	6.14	5.59	6.80	0.00
320 Petroleum Refining	1017.56	715.29	80.31	280.13	47.80	490.52	332.94	223.25	11.02	6.09
330 Petroleum Marketing	1471.94	205.50	0.00	0.00	0.00	0.02	0.02	0.02	0.03	0.00
399 Other (Petroleum Production and Marketing)	3.58	2.82	1.00	1.79	0.01	0.01	0.01	0.01	0.00	0.00
Total Petroleum Production and Marketing	3017.32	1142.07	82.18	284.14	55.44	500.61	339.11	228.87	17.85	6.09

Response to Comment Letter #21-1

See Response to Public Meeting Comment #1-2, Response to Comment Letter #12-7, and Response to Comment Letters #12-10 through #12-15.

Response to Comment Letter #21-2

Thank you for your comment.

Response to Comment Letter #21-3

Thank you for your comment.

Response to Comment Letter #21-4

See Response to Public Meeting Comment #1-2, Response to Comment Letter #12-7, and Response to Comment Letters #12-10 through #12-15.

Response to Comment Letter #21-5

South Coast AQMD acknowledges the impact of fossil fuels and supports zero-emission technology when it is technologically feasible and commercially available. Staff believes a phase-out of fossil fuels needs to be coordinated with a number of state agencies, including the Public Utilities Commission, the California Energy Commission, and CARB. State law (SB 100, 2018)

already calls for a phase out of fossil fuels (zero-carbon goal) in the electricity generating sector by 2045 through the coordinated action of these state agencies. Please see Response to Comment Letter #1-2 regarding the request to phase out fossil fuels.

Response to Comment Letter #21-6

CBE's concerns have been addressed in the previous two letters received from this organization. Regarding air toxics, staff will provide updates on air monitoring efforts, including updates on air toxics (e.g., benzene, toluene, etc.) measurements.

Comment Letter #22: Bridget McCann – Western States Petroleum Association (WSPA)



Bridget McCann
Manager, Technical and Regulatory Affairs

August 6, 2019

Dr. Philip Fine
Deputy Executive Officer, Planning and Rules
South Coast Air Quality Management District
21865 Copley Drive
Diamond Bar, CA 91765

sent via email: pfine@aqmd.gov

**Re: AB617 Draft Community Emission Reduction Plan (CERP) for
Wilmington, Carson & West Long Beach (WCWLB)**

Dear Dr. Fine,

Western States Petroleum Association (WSPA) appreciates the opportunity to participate in South Coast Air Quality Management District's (SCAQMD or District) AB617 Community Steering Committee meetings for the Wilmington, Carson, West Long Beach (WCWLB) community. WSPA is a non-profit trade association representing companies that explore for, produce, refine, transport and market petroleum, petroleum products, natural gas and other energy supplies in five western states including California. WSPA has been an active participant in air quality planning issues for over 30 years. WSPA-member companies operate petroleum refineries and other facilities in the South Coast Air Basin. Some of these facilities are located within the WCWLB community boundary.

The District recently released "draft" versions of select CERP chapters for the WCWLB community area. These sections included proposed actions to reduce air pollution emissions or exposures for a number of stationary source and/or mobile source categories.¹ District Staff workshopped some of these draft CERP chapters at the WCWLB Community Steering Committee on July 11, 2019.² Other changes to the draft have been posted online after July 11. WSPA offers the following comments specifically on draft Chapter 5b - Refineries.³

- 1. CERP Section 5b needs to detail the comprehensive degree of existing and proposed District rules already focused on refinery sector sources.**

As with the prior "discussion draft" version of CERP Section 5b, Refineries, the current draft version identifies flaring events and refinery process equipment as priorities identified in the WCWLB Steering Committee meetings. The draft section also notes that "ongoing rule development and air monitoring efforts by the District will help address some of these air quality

¹ SCAQMD, Draft, Community Emissions Reduction Plan (CERP) for the Wilmington, Carson & West Long Beach Community, July 2019, posted at <http://www.aqmd.gov/nav/about/initiatives/community-efforts/environmental-justice/ab617-134/wilm/cerp>.

² CSC meeting presentations are available at <http://www.aqmd.gov/nav/about/initiatives/community-efforts/environmental-justice/ab617-134/wilm>.

³ CERP Draft, Section 5b – Refineries, June 2019.

August 6, 2019
Page 2

priorities” in the WCWLB community,⁴ and cites the following Best Available Retrofit Control Technology (BARCT) rules:

- Rule 1118, Control of Emissions from Refinery Flares
- Rule 1180, Refinery Fenceline and Community Air Monitoring
- Proposed Rule 1109.1, Refinery Equipment

22-1

As noted in our prior comment letter, these facilities are already among the most heavily regulated industrial operations in the country (if not the world) and are already subject to a large number of other air quality rules and regulations which are enforced by the District, the California Air Resources Board (CARB), and the U.S. Environmental Protection Agency (USEPA). Chapter 5b should be revised to detail the comprehensive level of existing regulation to better inform the Steering Committee and other community stakeholders.

2. The Draft CERP, inclusive of information presented to the Technical Advisory Group (TAG), does not support emission control measures beyond those found in existing or proposed rules and regulations.

The AB617 statute and associated Community Air Pollution Protection Blueprint specify a number of requirements for Community Emissions Reduction Programs (CERPs).⁵ Among the required elements is a source attribution analysis which estimates the relative contribution of emissions sources (or categories of sources) to elevated air pollution exposures in the community. The District recently presented a draft source attribution analysis to its AB617 TAG.⁶ Notably, most of the information presented in the draft technical document is regional data—not focused on the WCWLB community. The report discusses the various source attribution methodologies identified by CARB in the Blueprint guidance and notes the following:

“Amongst the five technical approaches, South Coast AQMD used (1) inventory ratios and (2) air quality modeling for the South Coast Air Basin developed for the Multiple Air Toxics Exposure Studies (MATES IV), (South Coast AQMD, 2015) described in Section 2.2, with a heavier focus on developing detailed emissions inventories for the three first-year communities....”⁷

22-2

The District subsequently presented community-specific emissions inventory information to the TAG⁸ which has now been appended to the draft CERP.⁹ This inventory information clearly suggests that refineries represent a very small contribution (i.e., 2%) to exposure levels in the WCWLB community, which when complete source attribution is completed by SCAQMD staff (hopefully next year), actual exposure may be found to be less. Given this information, the draft CERP lacks technical foundation for suggesting refinery focused control measures beyond those found in existing or proposed rules.

⁴ CERP Draft, Section 5b – Refineries, June 2019. See page 5-3.

⁵ CARB, Community Air Protection Blueprint, Appendix C, Criteria for Community Emission Reduction Programs.

⁶ SCAQMD, Draft Methodology for Source Attribution Analyses for the first year AB 617 Communities in the South Coast Air Basin (Technical Report), Draft Version 071719, July 2019.

⁷ Draft Methodology for Source Attribution Analyses, page 6.

⁸ SCAQMD presentation to AB617 TAG, July 18, 2019.

⁹ CERP Draft, Appendix 3b, July 2019.

August 6, 2019
Page 3

The draft also fails to fully assess all existing and available measures for reducing emissions from contributing sources or source categories including, but not limited to, Best Available Control Technology (BACT), BARCT, or Best Available Control Technology for Toxic Air Contaminants (T-BARCT), or how those measures in existing or proposed rules would reduce potential future air pollution exposures in the AB617 community area. Such a demonstration is required for the CERP.¹⁰ We would request that the District explain to the Steering Committee what potential additional emission reductions might be expected for the rules identified in Section 5b, and how that would compare to the overall estimated future health risks from air quality in the community. Given the relatively small contribution to exposure levels in the WCWLB community,¹¹ the benefit of any reductions from these proposed actions is also likely to be relatively small.

22-3

3. Any future changes to District BARCT rules (e.g., Rule 1118, Rule 1178) must be based upon the consideration of specified criteria pursuant the California Health & Safety Code.

The California Health & Safety Code authorizes the District to establish Best Available Retrofit Control Technology (BARCT) requirements based upon the consideration of specified criteria. This includes a demonstration that any new or amended BARCT requirements are both technically feasible and cost effective.

The draft version of CERP Section 5b, Refineries, suggests that the District may require methods to reduce refinery flaring emissions through amendments to Rule 1118.¹² The current version of District Rule 1118, which was just amended in 2017, harmonized current Rule 1118 with USEPA's flare standards in the national Refinery Sector Rule and included significant new prohibitions on certain types of flaring.¹³ The current version of Rule 1118 also required the facilities to prepare an engineering "scoping document" that evaluates the feasibility of minimizing (or avoiding) planned and unplanned flaring events. The outcome of those engineering demonstrations will inform what additional control measures, if any, may be technically feasible under the rule.

22-4

The draft suggests a reduction target for refinery flare emissions under Action 3; a suggestion which lacks any technical basis. Any future amendments to Rule 1118 will need to conform with applicable BARCT criteria, including a demonstration of technical feasibility. Thus, proposed Action 3 should be revised to describe the current Rule 1118 scoping document process and explain to the Steering Committee how that engineering process will inform any future amendments to Rule 1118. Additionally, the arbitrary reduction target should be removed from proposed Action 3 as it is without any technical basis.

4. Proposed Action 4 should be revised to note that it would be contingent on future findings from proposed Action 2, and any future changes to Rule 1178 would also need to be based on specified BARCT criteria. Certain mobile monitoring techniques may not be cost effective when compared to other optical technologies.

22-5

With respect to the prospective use of mobile monitoring (i.e., proposed Action 2),¹⁴ we generally agree that mobile monitoring might be useful for enhanced leak detection and repair (LDAR)

¹⁰ CARB, Community Air Protection Blueprint, Appendix C, Criteria for Community Emission Reduction Programs.

¹¹ SCAQMD Presentation to the TAG, July 18, 2019, see slides 32 and 33.

¹² CERP Draft, Section 5b – Refineries, July 2019. See page 5-6.

¹³ SCAQMD, Draft Staff Report for Proposed Amended Rule 1118 – Control of Emissions from Refinery Flares, July 2017.

¹⁴ CERP Discussion Draft, Section 5b – Refineries, June 2019. See page 5-4.

August 6, 2019
Page 4

activities. The same can also be said for certain handheld optical monitoring techniques (e.g., forward looking infra-red). We again note that some mobile monitoring platforms are based on monitoring technologies/methodologies which have not been reviewed and/or approved by USEPA for regulatory purposes. So, while such mobile monitoring platforms might be used for enhanced LDAR purposes the information is not suitable for enforcement and may not be useful as a basis for rulemaking.

WSPA has previously highlighted various technical issues with the solar occultation flux (SOF) methodology. Those issues raise significant questions about the ability of that technique to provide meaningful or accurate emissions estimates. A summary of those concerns was presented in the attached letter (see Attachment 1). To our knowledge, these technical concerns have not been resolved, so emissions representations using the methodology may not be meaningful.

22-5
cont.

As for technologies that might be considered for enhanced LDAR purposes, cost effectiveness will be an important consideration. There are a number of optical remote sensing technologies which in theory could be used for leak detection purposes. The District would need to demonstrate that one or some of these actually enhance LDAR program performance compared to current techniques. BARCT rules must also consider cost effectiveness, so it will be important that any future amendments to Rule 1178 (proposed Action 4) consider comparative cost effectiveness of any technologies thought to provide quantifiable benefits. At this point, it is not clear if any of the additional options would actually enhance LDAR program performance to a quantifiable degree, let alone in a cost effective manner.

WSPA appreciates the opportunity to provide these comments. We look forward to continued discussion of this important planning process. If you have any questions, please contact me at (310) 808-2146 or via e-mail at bridget@wspa.org.

Sincerely,



Cc: Wayne Nastri
Dr. Jo Kay Ghosh
Daniel Garcia
Tom Umenhofer
Patty Senecal



Western States Petroleum Association
Credible Solutions • Responsive Service • Since 1907

Patty Senecal
Director, Southern California Region

4 November 2016

Via Email: MMiyasato@aqmd.gov

Dr. Matt Miyasato
Deputy Executive Officer
South Coast Air Quality Management District
21865 Copley Drive
Diamond Bar, CA 91765

Re: Additional Comments on Draft Optical Remote Sensing Report from FluxSense

Dear Dr. Miyasato:

Western States Petroleum Association (WSPA) is a non-profit trade association representing companies that explore for, produce, refine, transport and market petroleum, petroleum products, natural gas and other energy supplies in California, Arizona, Nevada, Oregon, and Washington. WSPA-member companies operate petroleum refineries and other facilities in the South Coast Air Basin that will potentially be affected by the information presented in the draft Reports from FluxSense, Inc.

WSPA and its members appreciate the October 6th workshop organized by your team with FluxSense. The additional information provided by the FluxSense representatives concerning their technical methodology was very helpful as we continue working to understand the technology's capabilities and limitations.

As you know, FluxSense uses two mobile remote gas sensing techniques, Solar Occultation Flux (SOF) and Mobile SkyDOAS (Differential Optical Absorption Spectroscopy) to estimate facility-wide mass emission fluxes of volatile organic compounds (VOCs), sulfur dioxide (SO₂) and nitrogen dioxide (NO₂). These mobile remote gas sensing techniques are complemented by two mobile extractive optical methods, MeFTIR (Mobile extractive Fourier Transform Infrared Spectroscopy) and MWDOAS (Mobile White cell DOAS) to characterize ground-level concentrations of alkanes, methane and aromatic VOCs and to calculate "inferred fluxes."¹

After reviewing FluxSense's workshop presentation² and the responses provided to WSPA's comments on the FluxSense Draft Report,³ we still have several important concerns over the "inferred fluxes"

¹ FluxSense ("FluxSense Draft Report"), *Emission Measurements of VOCs, NO₂ and SO₂ from the refineries in the South Coast Air Basin using Solar Occultation Flux and other Optical Remote Sensing Methods*, Final Draft Report, 31 October 2016, page 2 et seq.

² Johan Mellqvist and Marianne Ericsson, FluxSense Inc ("FluxSense Presentation"), *Data Collection and Interpretation Workshop: Solar Occultation Flux and Other Optical Remote Sensing Techniques to Fully Characterize and Quantify Fugitive Emissions from Refineries in the South Coast Air Basin*, 6 October 2016.

which have not been addressed. And we continue to have significant technical and policy concerns over how those inferred fluxes are being presented as annual emissions, along with the authors' suggestions that their estimates are somehow more accurate than annual emissions estimates prepared in accordance with approved methodologies from the USEPA and the South Coast Air Quality Management District (AQMD).

1. We appreciate that the report qualifies data for certain chemical species as “inferred fluxes.” Since inferred fluxes are not directly measured values, the information may be of limited technical usefulness.

The FluxSense Draft Report now reports certain information as “inferred fluxes,” including the data presented for benzene, BTEX (i.e., Benzene, Toluene, Ethylbenzene and Xylenes), and methane (CH₄). That qualification is important for all pollutants where the technology is incapable of direct measurement. Significant care must be taken before drawing conclusions based on such inferred flux data since these are not direct measurements and are subject to important technical limitations.

2. The VOC estimates presented by FluxSense are also “inferred fluxes.”

The “inferred” qualification must also be applied to VOCs since this criteria pollutant cannot be directly measured using the SOF technology. Significant care must be taken before drawing conclusions based on such inferred flux data since these are not direct measurements and are subject to important technical limitations.

3. The FluxSense methodology does not measure NO_x flux, so any comparisons in the FluxSense Draft Report to the facilities' reported actual NO_x emissions data are semi-quantitative at best.

In the South Coast AQMD, refinery NO_x emissions are among the most closely monitored air pollutant emissions. Major NO_x sources at these facilities are regulated under Regulation XX – Regional Clean Air Incentives Market (RECLAIM). Specifically for NO_x, Rule 2012 provides the requirements for monitoring NO_x and sets very stringent guidelines to ensure the accuracy of the reported data. Rule 2012 requires NO_x measurements be taken using Continuous Emissions Monitoring Systems (CEMS) or an equivalently accurate method.⁴ Further the rule requires that the system calibrations be checked daily and be within 5% accuracy based upon the span range value.⁵ In addition to the daily checks, Rule 2012 requires semiannual Relative Accuracy Test Audits (RATA) where a third party testing company compares the measurements made by their own independent system to those recorded by the facility CEMS. In order to pass the RATA, the relative accuracy of the pollutant concentration monitor and the mass emission rate measurement system must be less than or equal to 20%.⁶ In short, these NO_x CEMS, which directly measure NO_x by converting any NO₂ to NO and analyzing the resultant stream, are understood to result in reported NO_x emissions with a very high level of accuracy.

³ Johan Mellqvist and Marianne Ericsson, *FluxSense Response to comments from WSPA/ERM on the Project 1 Draft Report*, 2 August 2016.

⁴ SCAQMD, *Rule 2012. Requirements For Monitoring, Reporting, And Recordkeeping for Oxides of Nitrogen (NO_x) Emissions*, 6 May 2005, Page 2.

⁵ SCAQMD, *Rule 2012 Protocol – Attachment C – Quality Assurance and Quality Control Procedures*, 4 December 2015, Page 6.

⁶ *Ibid.*, page 9.

In the Final Draft Report, FluxSense makes certain representations concerning the facilities' annual NO_x emissions even though the SkyDOAS methodology is only able to directly measure NO₂. More specifically, the Final Draft Report compares SkyDOAS-derived NO₂-only estimates to the facilities' annual NO_x emissions which are primarily derived from RECLAIM CEMS. This comparison, which is presented as a "Discrepancy Factor (Measured/Reported)," is then used to suggest the SkyDOAS methodology can estimate annual NO_x emissions with some precision (i.e., the Discrepancy Factors are presented to suggest a close correlation between reported NO_x emissions and SkyDOAS-derived NO₂ data). But for reasons outlined below, this comparison is flawed and the results are at best semi-quantitative.

4. The NO₂ fluxes presented in the FluxSense Draft Report are very likely overstated.

It is generally accepted that natural gas combustion sources exhibit NO₂/NO_x ratios between 10% and 20% at the stack.⁷ FluxSense quotes a single study to suggest that 80% of NO_x is converted to NO₂ by the time it reaches fence line⁸ and that assumption is then used to support the comparison of FluxSense NO₂ data with facilities' reported NO_x emissions. But that assumption is flawed.

Ambient NO-to-NO₂ conversion has been shown to be a function of ambient ozone concentrations, not just residence time. During FluxSense's 2015 surveys in the Carson/Wilmington area, ambient ozone concentrations during the survey hours ranged between 25 and 43 parts per billion (ppb), with an average concentration of approximately 36 ppb.⁹ According to the literature, the maximum NO₂/NO_x ratio at these ozone levels would be expected in the 50-65% range.¹⁰ At those lower ratios, the measurements using the SkyDOAS methodology would be overstating facility NO_x flux by 54-100%. This is significantly higher than the error suggested in the report, and the NO₂ fluxes presented in the report do nothing to validate the method's accuracy for other pollutants.

5. VOC fluxes presented in FluxSense's draft report are very likely overestimated due to assumptions which overstate wind speeds affecting VOC containing plumes.

SOF and Mobile SkyDOAS were used to measure the total mass of molecules along the roads traveled, but those data have to be multiplied by a wind speed to compute a mass flux. For the 2015 survey, FluxSense relied on wind data from a stationary remote sensing wind-LIDAR providing vertical wind profiles. The reported wind-LIDAR data starts at 50 meters above ground surface (AGS). As presented at the workshop, FluxSense contends that wind speeds measured by the wind-LIDAR show little differentiation with elevation. On that basis, (inferred) VOC fluxes were calculated using wind speeds at heights ranging from 239 to 835 meters depending on the facility.¹¹

⁷ USEPA, NO₂ In-Stack Ratio Database, available at https://www3.epa.gov/scram001/no2_isr_database.htm.

⁸ FluxSense Presentation, Slide 68.

⁹ ERM analysis of ozone data from Port of Long Beach (POLB) Inner Harbor monitoring station during the FluxSense survey days/times presented in FluxSense Report Table 6. POLB ozone data available at <http://www.cleanairactionplan.org/results/real-time-air-quality/>.

¹⁰ [NO₂]:[NO_x] from Janssen Method (Figure 1) at Environment Agency, *Review of Methods for NO to NO₂ Conversion in Plumes at Short Ranges*, Science Report: SC030171/SR2, November 2007.

¹¹ FluxSense Presentation, see slides 79-81.

FluxSense also presented technical information on vertical plume mixing to support their wind speed choices. While this material may be fitting for thermally-buoyant combustion source plumes, we believe that basis is inappropriate for characterizing plumes from fugitive VOC sources. Fugitive VOC sources (e.g., tanks, valves, etc.) are different than plumes from combustion sources. Combustion sources are typically exhausted from elevated stacks at elevated temperatures (e.g., > 250 F). On the other hand, fugitive sources typically emanate from near-ground heights without the thermal or mechanical properties to drive vertical mixing. In fact, this lower plume height phenomenon was actually observed by National Physical Laboratory (NPL) in their study for AQMD.¹² The DIAL technology used by NPL actually affords the ability to directly map the height and concentration of VOC plumes. And for the refinery tank farm surveyed by NPL, the fugitive VOC plumes were observed to be at heights lower than 50 meters AGS.¹³

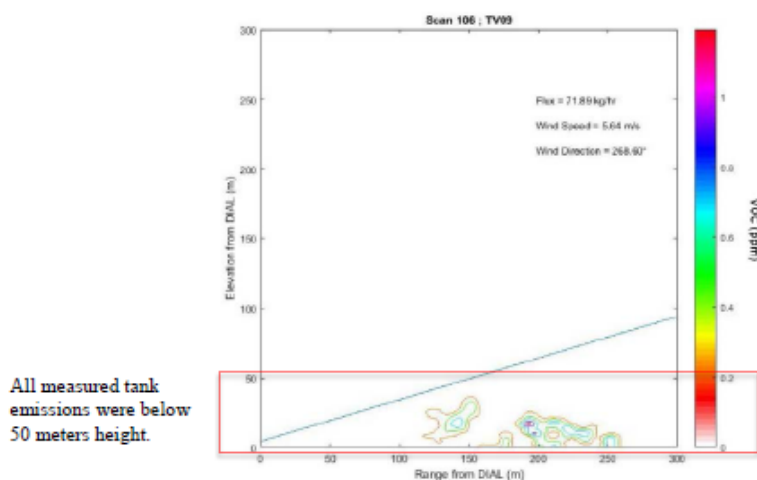


Figure 4.14a1 Observed VOC concentration for Scan 106 representing TV09/LOS1.

Source: NPL Report. Annotation by ERM for WSPA.

This is important, because wind speeds below 50 meters are considerably less than those which were measured above 50 meters using wind-LIDAR. For example, on one of the study days the wind-LIDAR wind speed aloft was over 13 mph, while the ground-level (i.e., 10 meters AGS) wind speed was averaging about 7 mph.¹⁴ Since the inferred fluxes are directly proportional to assumed wind speed, such elevated wind speed assumptions could be overstating VOC fluxes by nearly 100%.

6. The inferred VOC fluxes presented in FluxSense's Draft Report rely on ground-level BTEX measurements which may result in overstated VOC emissions.

¹² National Physical Laboratory (NPL Report), Differential Absorption LIDAR (DIAL) Quantification of Benzene and VOC Fugitive Emissions from a Refinery Tank Farm in Los Angeles, USA, September – October 2015.

¹³ NPL Report, see Figure 4.1.a1, Figure 4.9.a1, and Figure 4.14a1.

¹⁴ ERM analysis, comparison of wind-LIDAR wind speeds presented in FluxSense Presentation (Slide 79) to wind data from POLB Inner Harbor monitoring station on 16 September 2015.

According to the data presented by FluxSense, while the SOF method has reasonable cross-sensitivity to alkanes (70-87%) the technology's cross-sensitivity to non-alkane organics is poor. This includes alkenes (only 5-15%) and aromatics such as BTEX (only 5-16%). In the case of benzene, the reported cross-sensitivity was actually 0%.¹⁵ To compensate for this shortcoming, MeFTIR and MWDOAS are used to measure ground-level concentrations of alkanes and aromatic VOCs. Those ground-level alkanes/aromatics ratios are then used to "infer" BTEX fluxes at the higher elevations.

$$\begin{aligned} \text{Emissions } X &= [\text{concentration of } X / \text{concentration of alkanes}]_{\text{FTIR}} * (\text{emission of alkanes})_{\text{SOF}} \\ \text{Where } X &= \text{BTEX, CH}_4 \text{ or N}_2\text{O}^{16} \end{aligned}$$

In short, the method assumes that pollutant ratios will be constant so ground-level pollutant ratios are representative of pollutant ratios aloft (i.e., all the way to sun). But as explained above, plumes from fugitive VOC sources (e.g., tanks, valves, etc.) are likely found at lower heights. Any plumes at higher heights that may contain alkanes may not be compositionally similar to fugitive VOC plumes found at lower heights. Combustion source plumes (likely to be found at higher heights) do contain alkanes, but the benzene/alkane ratio from these sources would normally be significantly less.

For example:

External Combustion, Natural Gas:	Benzene/Alkanes ratio = 0.00019 ¹⁷
Fugitive VOC, Liquid Service:	Benzene/Alkanes ratio = 0.001 ¹⁸

Per these references, the benzene/alkanes ratio for a fugitive VOC plume would be 400% higher than the expected benzene/alkanes ratio of a combustion source's plume. Just the same, the "inferred flux" calculation would estimate benzene (and VOC) concentration of the thermally buoyant plume area as being the same as the near ground-level benzene/alkanes ratio.

7. The reliance on ground-level BTEX ratios likely significantly overstates BTEX and benzene fluxes for plumes at higher heights.

For similar reasons, the reliance on ground-level BTEX/alkanes and benzene/alkanes ratios likely is causing significant overstatement for the inferred BTEX and benzene fluxes. These inferred fluxes are not direct measurements and are subject to critical technical limitations. The method's overly simplistic assumptions concerning plume wind speeds are likely causing significant overstatement for fugitive VOC-containing plumes at lower heights. And the method relies on ground-level benzene/alkanes and BTEX/alkanes ratios to characterize benzene and BTEX levels in higher-height plumes. For combustion source plumes, such an assumption would cause significantly overstated results.

¹⁵ FluxSense Presentation, see slide 37.

¹⁶ FluxSense Presentation, see slide 15.

¹⁷ USEPA, *AP-42 Section 1.4 External Combustion, Natural Gas*, Table 1.4-2 and 1.4-3. Ratio of benzene and alkanes emission factors.

¹⁸ CARB, *Identification of Volatile Organic Compound Species Profiles*, ARB Speciation Manual, Second Edition, August 1991. Ratio of benzene to alkanes emission factors from Oil & Gas liquid service.

Given the significance of the method's inherent errors, we would caution against drawing any conclusions from the BTEX or benzene inferred fluxes presented in the Report and any representations of annual quantities should be removed.

8. The controlled release study did nothing to address these technical shortcomings related to inferred flux values for VOC, benzene, BTEX or NO_x.

In September 2015, the District oversaw a controlled release experiment for the purpose of validating field measurements from different optical remote sensing techniques. While a report has yet to be released for this experiment, AQMD Staff have made several public presentations overviewing the experiment.¹⁹ As we understand the scope, the study involved the controlled release of non-odorized propane at various emission rates with each release rate lasting about one hour. Propane is an alkane compound.

Without commenting on any other aspect of the study design, this controlled release study design did nothing to address the technical issues related to inferred fluxes presented by FluxSense for VOC, benzene, BTEX or NO_x. The SOF is able to directly measure alkane concentrations (like propane), so one would certainly expect performance with this compound to be reasonable especially since the location and timing of the release also known (only the release rate was unknown). But VOC (the non-alkane fraction), benzene, BTEX and NO_x are not directly measured by the SOF-based methodology. So the controlled release study did not validate field measurements for these compounds.

9. In summary, the inferred flux estimates presented in the FluxSense Revised Draft Report are not useful for characterizing emissions for VOC, benzene, BTEX or NO_x.

We have highlighted several fundamental technical problems which compromise the inferred flux values presented in the Revised Draft Report. These inferred flux data, which are not direct pollutant measurements, appear significantly overstated and offer highly questionable accuracy. In the above example, the NO_x inferred fluxes presented in the Report are likely overstating actual facility NO_x flux by 54-100%. So while the report presented NO_x inferred fluxes in an attempt to demonstrate the method's accuracy for other pollutants, it doesn't quantify NO_x with reasonable accuracy. And the method's inherent error relative for non-alkane organics is more problematic. The Report notes the technology's cross-sensitivity to non-alkane organics is poor, so direct measurement of concentration or mass flux is not possible for these pollutants. And the simplistic assumptions introduced for this shortcoming are themselves flawed. As a result, the VOC, benzene and BTEX inferred fluxes presented in the Report are overstated; by perhaps an order of magnitude.

10. Attempts to characterize annual emissions values from short-term observations are fundamentally flawed; such values are semi-quantitative at best.

WSPA agrees that the various optical remote sensing (ORS) methods (e.g., SOF, DIAL, etc.) being tested by AQMD may have utility for remote sensing of emissions, but there are significant unresolved problems concerning attempts to extrapolate short-term observations from limited study periods to estimate annual emissions. These extrapolations still have not been demonstrated as accurate or

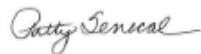
¹⁹ SCAQMD, Presentation: Controlled Release Experiment to Validate Field Measurements from Different Optical Remote Sensing Techniques, 19 October 2016.

meaningful. For techniques which can directly measure pollutant concentrations, a long term study would be necessary to demonstrate the use of such ORS data for estimating annual emissions with some reasonable accuracy. While WSPA understands that FluxSense may be retained by SCAQMD to conduct seasonal monitoring under an USEPA grant, we strongly recommend that any study making a representation of annual emissions should be a full 12 months in length.

We strongly recommend that the FluxSense Draft Report be revised to exclude all representations concerning estimated annual emissions and/or statements comparing such extrapolations to emissions reported by the facilities using regulatory approved reporting methods. We further recommend similar revisions to any statements regarding estimated annual emissions in the draft NPL and Atmosfir reports.

If you have any questions, please contact me at (310) 808-2144 or by email at patty@wspa.org.

Sincerely,



cc: Dr. Laki Tisopoulos, SCAQMD
Andrea Polidori, SCAQMD

Response to Comment Letter #22-1:

Please see Response to Comment Letter #14-1.

Response to Comment Letter #22-2:

AB 617 focuses on reducing toxic air contaminants and criteria pollutants in communities affected by a high cumulative exposure burden (Sec. Cal. Health and Safety Code, § 44391.2 (b)). Emissions from petroleum refineries contribute a significant portion of the total emissions in the Wilmington, Carson, West Long Beach community. The VOC, NO_x and SO_x emissions from the refineries account for 17%, 21% and 65%, respectively, of the community total emissions. The emission reduction goals in the CERP are to reduce these levels by 50%. The overall estimated reduction in emissions from petroleum refineries are 1,095 to 1,460 tpy of NO_x, 11 tpy of SO_x and 1 tpy of VOCs. These emission reduction goals are subject to future assessments and regulatory analyses as stated in the CERP.

The Actions in the CERP reduce emissions from sources prioritized by the Wilmington, Carson, West Long Beach CSC. Aside from petroleum refineries the CERP also includes actions to reduce emissions from ports, railyards, trucks, and oil drilling and production. These non-refinery Actions contribute to 100% of the DPM emission reductions and over 50% of the NO_x emission reduction estimates for the CERP.

Response to Comment Letter #22-3:

As part of the BARCT process, the following South Coast AQMD Rules will be evaluated or have been evaluated: 1109.1, 1110.2, 1117, 1118.1, 1134, 1135, 1146, 1146.1, 1146.2, 1147, 1147.1, and 1147.2. The BARCT assessment is still currently being conducted for a number of rules and the list of affected non-RECLAIM facilities has not been finalized. For each rule, a BARCT assessment must be completed which takes into consideration other technologies or limits by other entities.

The estimated emission reductions from the *Actions* that require rulemaking in the CERP are summarized in the table below. The VOC emission reductions that result from these Actions may reduce localized health risk impacts from refinery emissions since certain VOC's (e.g., benzene) contribute to these impacts.

Title of Action	Timeline ^{vii}	Implementing Entity	Emission Reductions Targets (tpy) ^{viii}		
			NOx	SOx	VOC
Initiate Rule Development to Amend Rule 1118 – Control of Emissions from Refinery Flare	beginning 2020	South Coast AQMD	19	11	1
Initiate Rule Development to Amend Rule 1178 -Further Reductions of VOC Emissions from Storage Tanks at Petroleum Facilities	beginning 2021	South Coast AQMD	N/A	N/A	TBD
Achieve Further Reductions from Refinery Equipment through Adoption of Rule 1109.1 – Refinery Equipment	beginning 2019	South Coast AQMD	1,095 to 1,460	N/A	N/A
Evaluate the Feasibility to Amend Rule 1148 and Rule 1173 to Reduce Emissions and Require Additional Monitoring	beginning 2020	South Coast AQMD	N/A	N/A	TBD

Response to Comment Letter #22-4:

Rule 1118 required facilities to submit a Scoping Document 12 months after the rule was adopted. The Scoping Document evaluates the feasibility of minimizing or avoiding planned and unplanned flaring events. Rule 1118 requires that the scoping document include:

- An analysis of two alternatives to reduce Planned Flaring Events for each of three annual performance targets (0.10, 0.05, and 0.01 or lower tons of SOx per million barrels of crude processing capacity, and 0.1 tons of VOC per year from clean service flares),
- An analysis of the potential controls, technical feasibility, approximate cost, and timing constraints to implementing each of these alternatives as soon as feasible,
- An analysis of how a facility can reduce emissions from Unplanned Flare Events caused by four scenarios: 1) a sudden influx of vent gas into the flare gas header, 2) a sudden loss of the process unit with the highest fuel gas consumption rate of recovered flare gas, 3) a sudden loss of all externally generated electrical power, 4) a sudden loss of internally generated electrical power, and
- A description of the components of the flare system.

^{vii}Please refer to Chapters 5b and 5e for details on the timeline for each action

^{viii}Emission reduction targets that are TBD will be determined upon implementation of the action and based on available information, such as, air monitoring data gathered from the Wilmington, Carson, West Long Beach Community Air Monitoring Plan

Per the Course of Action provided for Action 3 in Chapter 5b, the information from the Scoping Documents provided by facilities along with other information will be considered during rule development to amend Rule 1118.

Response to Comment Letter#22-5:

Staff have previously responded to these concerns from WSPA and look forward to continuing our efforts and discussion on the topic.

Comment Letter #23: Alicia Rivera, et al. – Communities for a Better Environment (CBE)

Comment Letter #23

From CBE 8/13/2019

Summary needed for SCAQMD WCWLB AB617 Refinery Emission Reductions

Community members including CBE have previously proposed these and other measures, and have asked AQMD for a comprehensive plan with substantial tons per day or tons per year reductions for Oil Refineries. Community members have asked AQMD to provide emissions reductions requirements that go beyond enforcing existing regulations, and beyond monitoring. We have also asked AQMD to identify additional oil refinery emission reduction measures, so this should not be considered comprehensive. **All of these need a target deadline, in addition to target emission reductions.** Below includes written & oral comments previously proposed to District.

	What's in the Plan / What's Missing?	Can District Provide?
Refineries -- total emissions reductions	<ul style="list-style-type: none"> District listed refineries as the largest VOC source, the 2nd largest NOx source, and with other industrial sources, the largest PM2.5 source. We need a plan with commitments for substantial reductions. Add overall <u>Refinery Emission Reduction Target, such as percent per year over 10 years</u> (for each criteria pollutant, plus toxics including benzene and for other priority toxics) 	
Refinery inventory	<ul style="list-style-type: none"> Need emissions baseline for each separate oil refinery (including separate inventories for each of Phillips 66 Wilmington & Carson, and each of Marathon Wilmington & Carson). Staff responded to Jesse Marquez that he could look these up, but he requested these be provided in the plan for all community members to have; CBE agrees. Need Refinery VOC emissions clarification – Do VOCs in baseline inventory for Oil Refineries include the Fluxsense results, which showed VOCs on average 6 times higher for Oil Refineries? Need Refinery benzene emissions clarification – Do benzene emissions page 10 of Source Attribution Chapter 3b include Fluxsense results, showing benzene on average 43 times higher than inventory, and other charts showing benzene? (What is the total for benzene on that page? Unclear from chart – appears to be 768 lbs/year – weighted by Air Toxics Risk for comparison to DPM (Diesel Particulate matter). 	
Flares	<ul style="list-style-type: none"> Plan includes new flaring notification improvements Goal to reduce flaring 50% (good, maybe can do better) District has offered to turn this into an emission reduction target (we are looking forward to this) 	

23-1

23-2

23-3

From CBE 8/13/2019

	<ul style="list-style-type: none"> (CBE previously submitted more detailed comments.) 		23-3 Cont.
Refinery Boilers & Heaters	<ul style="list-style-type: none"> Provide community with inventory of Refinery Boilers & Heaters at each refinery, date built, date modified, pollution controls, CEMs, emissions, whether these are being evaluated for BARCT / BACT update Assessment of emissions reductions potential if all boilers & heaters met BACT Currently is outside of AB617 plan – only referred to as RECLAIM replacement We have asked to go beyond RECLAIM replacement, since each refinery has dozens of these units which operate almost continuously, and many are old Need Commitment to regulation for additional tons per day of reductions beyond RECLAIM as part of AB617 plan, with Emission Reduction Target range 		23-4
FCC unit Wet Scrubbers	<ul style="list-style-type: none"> FCCUs are major PM sources + other major pollutants. AQMD allowed Tesoro to voluntarily shut down old FCC & use credits for most pollutants (except CO) to expand other parts of the refinery. AQMD inventory found Oil Refineries & other industries largest source of PM2.5 in WCWLB, so FCCU updates are an obvious area for a regulation. CARB also direct BAAQMD to start a regulation this year. Need Commitment to regulation, and Emission Reduction Target range. 		23-5

From CBE 8/13/2019

<p>Refinery Storage Tanks</p>	<ul style="list-style-type: none"> • Provide community with inventory of Refinery Storage Tanks for each refinery, volume, size, throughput, materials stored, type, those with domes, vapor controls, vapor pressure limits, heating, location, etc. • AQMD added to the plan that it will later consider updating the Storage Tank regulation • This is not a clear commitment – we ask for a clear commitment to tighten this regulation, especially since the Fluxsense study authors found Storage Tanks likely source for greatly increased VOCs & benzene found • Need Emission Reduction Target range. May combine this measure with VOC leak detection target. • Also need clarification – Marathon claimed already offloading from ships faster, but we were told they have no Title V permit yet for new storage tanks. 		<p>23-6</p>
<p>VOC Leak Detection</p>	<ul style="list-style-type: none"> • We request a report on the sources responsible for the added emissions found by the Fluxsense study of 6 times the VOCs & 43 times the benzene on average for refineries. Identify failures of EPA Tanks Model to accurately identify emissions. • Fix emission inventory to reflect the increased emissions • Eliminate added emissions found by the Fluxsense study • Need Emission Reduction Target range. May combine this measure with VOC leak detection target. 		<p>23-7</p>
<p>Crude Oil Characterization</p>	<ul style="list-style-type: none"> • Collect inventory of Crude Oils for refinery in District, including monthly volume, geographic origin, transport method (ship, pipeline, rail, truck), API gravity, sulfur percent, TAN, metals content, and other characteristics, including for both Domestic and Foreign crude oils. • District currently argues this information is confidential (we disagree), but at minimum, District can collect the data itself. • Begin by providing the public with monthly and annual total volumes and characteristics in aggregate. 		<p>23-8</p>
<p>BARCT / BACT</p>	<ul style="list-style-type: none"> • Update from AQMD on progress on meeting BARCT by 2023, and which sources it considers highest priority under Cap & Trade 		<p>23-9</p>
<p>MHF</p>	<ul style="list-style-type: none"> • Phaseout MHF within 4 years 		<p>23-10</p>

From CBE 8/13/2019

	<ul style="list-style-type: none"> • Clarification - when will District publish a draftR regulation, as directed by the Board? • Has District evaluated the community proposed MHF regulation which was based on the 1991 rule? 		23-10 Cont.
Stop Refinery Expansions	<ul style="list-style-type: none"> • Stop Oil Refineries expansions in WCWLB 		23-11
Long Term fossil fuel phaseout plan	<ul style="list-style-type: none"> • Acknowledge in the plan that it will be necessary in the long term to phase out fossil fuels, in order to eliminate local criteria and toxic emissions from oil refineries, drilling operations, and transportation source emissions in Wilmington / Carson / W. Long Beach 		23-12

+ Remove Methane exemption

Response to Comment Letter #23-1

Chapter 5a now contains information about the CERP refinery emission reduction goals for the Wilmington, Carson, West Long Beach community by 2030, which are as follows:

Pollutant(s)	Minimum Emission Reduction Goal by 2030 (or earlier if feasible)*	Actions and Notes
NOx	50%	Reductions primarily from Rule 1109.1 amendments, but flaring reductions from 1118 will also contribute
VOCs (and associated air toxics such as benzene)	50%	Applies to fugitive emissions, flaring, and unidentified leaks. Baseline emissions to be assessed by advanced air monitoring techniques The progress identified as the ratio of these baseline measurements to future ones will use the same methods. Emission reductions will be achieved through amendments to Rules 1178, 1118, and/or 1173, including more rapid leak detection and response enabled by advanced air measurements
SOx	50%	Applies to flaring emissions (Rule 1118). SOx RECLAIM program re-assessment may also contribute to additional reductions

*The NOx emission reduction goals are consistent with the estimated emission reductions from refinery facilities in the Wilmington, Carson, West Long Beach community based on the 2016 AQMP measure CMB-05. NOx, SOx and VOC emission reduction goals are subject to future assessments and regulatory analyses.

Response to Comment Letter #23-2

Appendix 5b now contains emissions data for each refinery located in the Wilmington, Carson, West Long Beach community.

The current VOC and benzene inventories do not include the results from the Fluxsense study as these results are not sufficient to determine new inventories. However, in Response to Public

Meeting Comment #1-2, Action 2 of Chapter 5b is to conduct refinery monitoring to identify and address VOC leaks. This action includes:

- Establishing a 2020 emissions baseline for fugitive VOCs from all refineries in the Wilmington, Carson, West Long Beach community, and
- Working with the CSC to perform an assessment to determine the feasibility of reducing fugitive VOC emissions from refineries below the 2020 baseline emission levels by 25% beginning in 2024, and 50% beginning in 2030.

Response to Comment Letter #23-3

Staff has included an emission reduction target for Action 3 of Chapter 5b. Staff has calculated that the proposed 50% emission reduction goal in NO_x, SO_x, and VOCs would equate to approximately 19 tpy, 11 tpy, and 1 tpy of emission reductions. These emission reduction goals are subject to future assessments and regulatory analyses. The South Coast AQMD will work with stakeholders to perform an assessment to determine the feasibility of reducing fugitive VOC emissions. The goal is a 50% reduction; however, actual reductions may be higher or lower depending on baseline emissions, pollution control technologies, early leak detection techniques using various technologies, and any other new or innovative approaches identified through the assessment process.

Response to Comment Letter #23-4

The inventory of boilers and heaters is provided in Appendix 5b, for the refineries in the Wilmington, Carson, West Long Beach community. The appendix table includes information about the equipment size, CEMS, primary fuel type, NO_x and PM emissions, NO_x controls, and whether they are subject to BARCT. Action 5 of Chapter 5b adds rule development for Proposed Rule (PR) 1109.1 to the CERP. The NO_x reductions from Chapter 5b, Action 5 includes the goal to achieve an overall 50% NO_x emission reduction target (approximately 3 to 4 tons per day (tpd) or 1,095 to 1,460 tpy).

See Response to Comment Letter #12-10 and #12-11.

Response to Comment Letter #23-5

Please see Response to Public Meeting Comment #1-2.

Response to Comment Letter #23-6

Chapter 5b, Action 4 includes a commitment to evaluate the results of the air measurements conducted within Action 2 that includes evaluating the feasibility of improving leak detection and repair programs using Smart LDAR. Within this rule development process, staff will provide the CSC with an inventory of refinery storage tanks for each applicable refinery within the community and conduct mobile air monitoring and follow-up investigations to gather necessary data to determine any potential amendments to Rule 1178. Although the Fluxsense emissions information is not a currently acceptable method to use for enforcement actions, air monitoring data can support enforcement staff's efforts to identify sources of emissions for these types of

equipment. Many of the emissions from refinery storage tanks would be fugitive emissions, for which we are unable to establish a baseline at this time. This measure seeks to reduce VOC emission reductions 25% by 2024 and 50% by 2030.

Response to Comment Letter #23-7

Chapter 5b, Action 2 describes actions by the Fluxsense mobile unit to conduct measurements of refineries to identify potential sources. There is current no established methodology to adjust the emissions inventory. Staff, however, agrees that reducing fugitive VOC emissions from refineries is important. Therefore, Action 2 in Chapter 5b describes the actions that will be taken to establish a fugitive VOC baseline in 2020 using air monitoring and measurement data, and working to achieve a 50% reduction in VOC emissions from this baseline.

Response to Comment Letter #23-8

Please see Response to Comment Letter #12-13.

Response to Comment Letter #23-9

Staff can provide an update on South Coast AQMD's progress on meeting BARCT. Staff will work with the CSC to determine how often the CSC would like to request BARCT updates from the South Coast AQMD. In addition, the South Coast AQMD does provide a quarterly report to its Stationary Source Committee on the status of NOx BARCT rules for the RECLAIM transition.

Response to Comment Letter #23-10

Please see Response to Comment Letters #8-14 and #18-3.

Response to Comment Letter #23-11

Please see Response to Comment Letter #12-14.

Response to Comment Letter #23-12

Staff did not explicitly acknowledge that a phase out of fossil fuels would eliminate local criteria and toxic emissions, since some air pollutants, such as hexavalent chromium, are the result of production processes which could potentially continue even without the burning of fossil fuels. Staff's position is that a phase-out of fossil fuels needs to be coordinated with a number of state agencies, including the PUC, the CEC, and the ARB. Under both the Clean Air Act and state law, South Coast AQMD does not have jurisdiction over the composition of motor vehicle fuels and can take no action to phase out fossil fuel use in motor vehicles. Please see Response to Comment Letter #12-5 regarding the request to phase out fossil fuels.

The South Coast AQMD does promote alternative cleaner technologies and is working on a number of advanced technology projects to move mobile sources towards zero- and near-zero emissions. These programs will help to reduce criteria pollutants and diesel particulate matter, which is a carcinogen.

Comment Letter #24: McKina Alexander – City of Carson

Comment Letter #24



Community Emission Reduction Plan (CERP) Comment Form

AB617 Year 1 Community
Wilmington, Carson, West Long Beach

AB617 Year 1 Community Code
WIL

AB617 Doc Type
Comment Form

Enter your contact information, comments and/or upload comment files below. Please note that information provided by you on this form (including contact or other personal information) is a public record and may be released in response to a California Public Records Act request.

A continuación introduzca su información de contacto, comentarios y / o suba archivos sobre los comentarios. Tenga en cuenta que la información provista por usted en este formulario (incluida la información de contacto u otra información personal) es un registro público y puede ser divulgada en respuesta a una solicitud de la Ley de Registros Públicos de California.

* Campos requeridos para enviar un comentario

*Fields Required to Submit a Comment

Language Preference
 English Español

Form Information

Date Created
08/20/2019

Time Created
6:06 PM

Commentor Contact Information

Commenter's Name *
MCKINA ALEXANDER

Affiliation *
Agency, School, University or Hospital

Email Address *
[REDACTED]

Email Address Valid (Y/N)
Y

Error: You Entered an invalid email address. Please reenter.

Error: Ha introducido una dirección de correo electrónico no válida. Por favor vuelva a introducirla.

Comments (Unlimited Size) *
Please see attached.

Suba comentarios adicionales y archivos de soporte (30 Mb máximo por archivo)

Archivos de comentarios sobre el CERP

Upload Additional Comment and Supporting Files (30 Mb Maximum per file) (1)

CERP Comment Files
PLN - AB617 Comments - 8/20/2019 - Comment Type: DRAFT CERP - Author: MCKINA ALEXANDER - Affiliation: Agency, School, University or Hospital - WIL - N

Note: Supported upload files include all versions of Microsoft Office, jpeg, tiff, PDF, mp3, mp4, and text files.
 Nota: los archivos compatibles que se pueden subir incluyen documentos de todas las versiones de Microsoft Office, jpeg, tiff, PDF, mp3, mp4 y archivos de texto
 For More Information Contact: ab617@aqmd.gov
 Para más información contáctese con: ab617@aqmd.gov

Comment Letter #24

CITY OF CARSON COMMENTS

COMMUNITY EMISSIONS REDUCTION PLAN (CERP)



Executive Summary:		
The City of Carson participates on the Wilmington, Carson, and West Long Beach (WCWLB) AB617 Community Steering Committee (CSC). The City of Carson has reviewed the draft CERP documents provided by SCAQMD and have submitted the following recommendations for consideration.		
1	Land use and transportations strategies	Implement land use strategies e.g. use setbacks, buffers (tree canopy), VMT to decrease air emissions and exposures to sensitive receptors
2	Consider adding these truck traffic locations to the priority areas that impact adjacent residential neighborhoods	Sepulveda Blvd./Alameda St.; Carson St. from Wilmington to Alameda St., Del Amo Blvd. from Wilmington Ave to Alameda, Wilmington Ave from Del Amo to Lomita.
3	Tree planting	Partner with organizations and agencies to increase tree canopy in opportunity areas
4	Sound Wall	Partner with organizations and agencies to add and/or replace sound walls along truck traffic impacted corridors
5	Infiltration Systems – School Districts	CERP provides vague strategy regarding collaborating with organizations/agencies and identifying a clear timetable to install filter within the community schools. Include metrics showing baseline and improvements.
6	Public Outreach: Reporting of technical analyses	Maintain an on-line presence that is written in layman's terms. We encourage information sharing that can be understood by the non-technical person.
7	CARB – Code Enforcement Effort	Collaborate with SCAQMD and City agencies to identify and regularly monitor truck traffic impacted areas. Compliance with idling and clean vehicle standards.
8	Targets – Clearly identify, provide measures and means	Clearly provide measurable targets and means. By 2025, X amount of emissions shall be reduced by doing...
9	Cleaner Technology	The CERP draft incentive actions need to become more robust and identify funding source(s). Research to find available clean technology and develop a plan to identify incentives that will be the fastest and result in the best benefits for sensitive receptors.

Response to Comment Letter #24-1

Thank you for your suggestions. South Coast AQMD will identify local agencies with land use jurisdiction and support efforts to use setback, buffers, etc. to decrease sensitive receptors' exposure to harmful air pollutants.

Response to Comment Letter #24-2

The locations listed by the commenter include Sepulveda Blvd./Alameda St.; Carson Street from Wilmington to Alameda Street; Del Amo Blvd. from Wilmington Ave to Alameda; and Wilmington Ave from Del Amo to Lomita, are incorporated in Chapter 5d, Action 1, specifically under "high traffic corridors on Wilmington Avenue" and "Alameda Corridor". The interactive air quality concerns map online will be updated with these locations and is available at: <https://scagmd->

online.maps.arcgis.com/apps/MapJournal/index.html?appid=f4089b44d00a4ada806cfa62309ab98e. Chapter 5d, Action 1 that addresses idling trucks based on CSC input the following locations: high traffic corridors on Wilmington Avenue, Lomita Boulevard, Santa Fe Avenue, Figueroa Street, Pacific Coast Highway, Anaheim Street, Harry Bridges Boulevard, the Alameda corridor, and Lakme Avenue.

Response to Comment Letter #24-3

Chapter 5g, Action 4 commits the South Coast AQMD to identify new or existing sources that can provide funding for tree planting and other forms of green space expansions. Staff welcomes suggestions of specific organizations or agencies that can help with tree planting and other green space increase efforts.

Response to Comment Letter #24-4

Sound walls are typically the purview of Caltrans or the Los Angeles County Metropolitan Transportation Authority. South Coast AQMD recognizes the potential exposure reduction benefit of sound walls along truck corridors, and can work with agencies to provide data on locations within the community that have high truck pollution impacts. This action has been added to Chapter 5d, Action 2.

Response to Comment Letter #24-5

Chapter 5g, Action 2 addresses exposure reduction at schools through the installation of school filtration systems. Current schools with air filtration systems are listed in the section titled "Ongoing Efforts". Table 5g-1 lists the schools in Wilmington, Carson, West Long Beach that have had air filtration systems installed through programs administered by the South Coast AQMD. Table 5g-2 lists the schools that have had air filtration systems installed through funding from the Port of Long Beach. Staff will provide updates to the CSC biannually on the number of school filtration systems that have been installed. Moreover, monitoring efforts conducted near or around the schools prioritized by the CSC will be another form of tracking progress.

Response to Comment Letter #24-6

Staff will continue efforts to ensure that data collection, data interpretation, and communication of results are clear, transparent, and understandable to public users. Staff will aim to continue to share data and information with the CSC in layman's terms. As an example, staff recently launched the AB 617 Community Air Monitoring website, which includes a Data Display tool to display community air monitoring data in an interactive and visual format.

Response to Comment Letter #24-7

Chapter 5d, Action 1 addresses truck idling emissions. South Coast AQMD commits to conducting focused enforcement for idling trucks in high traffic areas with the highest priority for areas near schools and residential areas. Chapter 5d, Action 2 commits the Cities in the Wilmington, Carson, West Long Beach communities to collaborate with South Coast AQMD to evaluate potential designated truck routes and identify resources to enforce these routes. Furthermore, CARB

commits to conducting enhanced roadside enforcement of existing Drayage Truck and Truck and Bus regulations. CARB will also be considering amendments to rules for heavy-duty trucks.

Response to Comment Letter #24-8

Chapter 5a has been updated to explicitly state the emissions reduction targets that the CERP will achieve by the year 2030. These include reductions of NOx, VOCs, SOx, and PM in tons per year.

Response to Comment Letter #24-9

This information will be provided in the annual progress reports, and also provided to the CSC as part of periodic updates. The South Coast AQMD is committed to identifying incentive programs that will result in much needed emission reductions sooner. South Coast AQMD staff expeditiously reviews applications and distributes incentive funds as quickly as possible.

Comment Letter #25: Harvey Eder – Public Solar Power Coalition

Response to Comment Letter #25-1

Comment Letter #25 consists of the 66 documents listed below. The majority of these documents are from the 2016 Air Quality Management Plan (AQMP), and associated comments and responses to those comments. Staff has already responded to those comments and do not have any additional information to supplement those responses.

Additional documents that have been submitted are of the nature of news articles about “superbugs” and solar energy, reports from other government agencies on alternative energy sources, and other documents related to alternative energy. The documents did not include any comments regarding the CERP.

Staff appreciates the commenter’s concerns regarding drug-resistant bacteria and the desire to expand the use of alternative energy sources. Based on the input from the CSC and community, these topics were not within the top air quality priorities for the community as a whole, and therefore are not addressed in the CERP.

The files attached to Comment Letter #25 are listed below:

- 1) Draft 2016 AQMP Appendix I, Health Effects, July 2016.
- 2) Draft 2016 AQMP Appendix II, Current Air Quality, July 2016.
- 3) Draft 2016 AQMP Appendix III, Base and Future Year Emission Inventory, July 2016.
- 4) Draft 2016 AQMP Appendix IV, South Coast AQMD’s Stationary and Mobile Source Control Measures, July 2016.
- 5) Draft 2016, AQMP, June 2016.
- 6) Comment Letter on Draft 2016, AQMP June 2016 (Bracketed 10-1)
- 7) Responses to the 69 Comment Letters on the Draft 2016 AQMP (Letter #10)
- 8) Comment Letter #8 Submitted by Harvey Eder (AQMP Draft 2016), June 2016.
- 9) Draft 2016 AQMP Appendix I Comments and Responses to Comments
- 10) Draft 2016 AQMP Appendix I Responses to Comments from Advisory Council Meeting
- 11) Draft 2016 AQMP Appendix I, Health Effects, March 2017.
- 12) Draft 2016 AQMP Appendix II, Current Air Quality, March 2017.
- 13) Draft 2016 AQMP Appendix III, Base and Future Year Emission Inventory, March 2017.
- 14) Draft 2016 AQMP Appendix IV-A, South Coast AQMD’s Stationary and Mobile Source Control Measures, March 2017.
- 15) Draft 2016 AQMP Appendix IV-B, CARB’s Stationary and Mobile Source Control Measures, March 2017.
- 16) Draft 2016 AQMP Appendix IV-C, Regional Transportation Strategy and Control Measures. March 2017.
- 17) Final 2016 AQMP Appendix V, Regional Transportation Strategy and Control Measures. March 2017.
- 18) Final 2016 AQMP Appendix VI, Compliance With Other Clean Air Act Requirements, March 2017.

- 19) Final 2016 AQMP Volume 1 of 2, Comments and Responses to Comments, March 2017. Pages 38 – 39: Mr. Eder’s and response to comment
- 20) Final 2016 AQMP Volume 2 of 2, Comments and Responses to Comments, March 2017. Pages 896 – 912: Mr. Eder’s comments and materials attached.
- 21) Final 2016 AQMP, March 2017.
- 22) Draft 2016 AQMP Appendix III, Base and Future Year Emission Inventory, October 2016.
- 23) Draft 2016 AQMP Appendix II, Current Air Quality, October 2016.
- 24) Draft 2016 AQMP Appendix IV-A, South Coast AQMD’s Stationary and Mobile Source Control Measures, October 2016.
- 25) Draft 2016 AQMP Appendix IV-B, CARB’s Stationary and Mobile Source Control Measures, October 2016.
- 26) Draft 2016 AQMP Appendix IV-C, Regional Transportation Strategy and Control Measures. October 2016.
- 27) Revised Draft 2016 AQMP, October 2016.
- 28) Draft 2016 AQMP Appendix I, Health Effects, July 2016.
- 29) Draft 2016 AQMP Appendix II, Current Air Quality, July 2016. Draft 2016 AQMP Appendix III, Base and Future Year Emission Inventory, July 2016.
- 30) Draft 2016, AQMP, June 2016.
- 31) CNN News Article Print Out – Scanned. “CDC Announces 4th Superbug case in US patient”
- 32) Scan of Comment Letter on Draft 2016, AQMP June 2016 (Bracketed 10-1)
- 33) Scans of Harvey Eder’s attachments to his comments found in 2016 AQMP Comments and Response to Comments. These attachments include: handwritten notes apparently written by Mr. Eder; scanned drafts of AQMPs from various years, Inland Power Community Choice Aggregation Business plan
- 34) Scan of South Coast AQMD’s “Control Strategies and Technologies for Particulate Matter Under 2.5 Microns (PM2.5) and Ultrafine Particulate Emissions From Natural Gas-Fired Turbine Power Plants” Final Report; Mr. Eder’s handwritten notes.
- 35) Scanned EPA documents (Control Techniques for Nitrogen Oxides Emissions from Stationary Sources), Memorandums, SIPs; Scans of Wikipedia articles “General Motors streetcar conspiracy”; Scan of a screen play “Taken for a Ride”; LA Times Article “Accord Nearer on Sale of Power Grid to State, Governor says”; Scan of an webpage “HOME Investment Partnerships Program”; Scan of an online article “Power to the People”
- 36) Scanned Copy of the County of Los Angeles Community Choice Energy Business Plan
- 37) Scanned LA Times Article “Deadly Superbugs from Hospitals get stringer in the sewers and could end up in the Pacific Ocean.”
- 38) Mr. Eder’s written comments on the Draft 2016 AQMP Environmental Impact Report
- 39) Scanned NBC Article “Drug Resistant Superbugs are a ‘Fundamental Threat’ WHO Says”
- 40) Scanned LA Times Article “Editorial: What we don’t Know About Superbugs Could Kill Us”
- 41) Scanned Internet Article “16 Democrat AGs Begin Inquisition Against ‘Climate Change Disbelievers’
- 42) Scan of Pages 38 – 39 of Final 2016 AQMP Volume 1 of 2, Comments and Responses to Comments, March 2017: Mr. Eder’s comments and response to comment

- 43) Scan of internet article “How much solar energy would be needed for California to Reach 50 Percent Solar?”
- 44) Scan of Idaho National Laboratory’s “A Study of United States Hydroelectric Plant Ownership”. June 2006
- 45) Scan of LA Times article “No one knows how many patients are dying from superbug infections in California hospitals”
- 46) Scan of National Renewable Energy Laboratory and U.S. Department of Energy’s “Shared Solar: Current Landscape, Market Potential, and the Impact of Federal Securities Regulation”
- 47) Scan of National Renewable Energy Laboratory’s “Energy Storage Requirements for Achieving 50% Solar Photovoltaic Energy Penetration in California”
- 48) Scan of National Renewable Energy Laboratory’s “Status and Trends in the U.S. Voluntary Green Power Market (2015 Data)”
- 49) Scan of the Lawrence Berkeley National Laboratory’s “On the Path to SunShot: The Environmental and Public Health Benefits of Archiving High Penetrations of Solar Energy in the United States.”
- 50) Scan of the Lawrence Berkeley National Laboratory’s “On the Path to SunShot: Utility Regulatory and Business Model Reforms for Addressing the Financial Impacts of Distributed Solar on Utilities.
- 51) Scan of the Lawrence Berkeley National Laboratory’s “On the Path to SunShot: Advancing Concentrating Solar Power Technology, Performance, and Dispatchability”
- 52) Scan of the Lawrence Berkeley National Laboratory’s “On the Path to SunShot: Emerging Opportunities and Challenges in Financing Solar”
- 53) Scan of the Lawrence Berkeley National Laboratory’s “On the Path to SunShot: Emerging Opportunities and Challenges in U.S. Solar Manufacturing”
- 54) Scan of the Lawrence Berkeley National Laboratory’s “On the Path to SunShot: Emerging Issues and Challenges in Integrating Solar with the Distribution System”
- 55) Scan of the Lawrence Berkeley National Laboratory’s “On the Path to SunShot: Emerging Issues and Challenges in Integrating High Levels of Solar into the Electrical Generation and Transmission System”
- 56) Scan of the Lawrence Berkeley National Laboratory’s “On the Path to SunShot: The Role of Advancement in Solar Photovoltaic Efficiency, Reliability, and Costs”
- 57) Scan of Wikipedia Article “Public-Private Partnership”
- 58) Scan of Pages 843 – 852 of Final 2016 AQMP Volume 1 of 2, Comments and Responses to Comments: Mr. Eder’s comments and response to comment (#98)
- 59) Scan of Southern California Edison’s “SCE’s Community Renewables Program”
- 60) Scan of LA Times Article “A ‘slow catastrophe’ unfolds as the golden age of antibiotics comes to an end”
- 61) Scan of Solar Industry Magazine. Volume 9, Number 12, Jan 2017 “Changing of the Guard” and CEQA documents
- 62) Scan of Solar Industry Magazine. Volume 9, Number , July 2016 “SunShot Success”
- 63) Scan of U.S. Department of Energy “Q2/Q3 2016 SunShot Solar Industry Update”

- 64) Scan of SunShot Department of Energy Report “Tracking the Sun IX The Installed Price of Residential and Non-Residential Photovoltaic Systems in the United States”
- 65) Scan of UCLA’s Journal of Environmental Law and Policy “Legislative Developments in Solar Energy in 1980”
- 66) Scan of Lawrence Berkeley National Laboratory “Utility-Scale Solar 2015 an Empirical Analysis of Projected Costs, Performance, and Pricing Trends in the United States”

THIS PAGE IS INTENTIONALLY LEFT BLANK