

---

# APPENDIX 3A:

## COMMUNITY PROFILE

---

Process of CSC Input on CERP Elements

The elements and actions described in the CERP were developed during monthly CSC meetings and workshops, where committee members, members of the public, and South Coast AQMD staff worked together to discuss the various air quality concerns within the community boundaries (Community Boundary and Emissions Study Area) and identified opportunities to address them . The input process is summarized in Table Appendix 3a-1.

Table Appendix 3a-1: Process of CSC Input on CERP Elements

CSC Meeting #	Discussion Topic(s)	CSC input	How was this CSC input used in the CERP development process?
#1 February 2020	CSC Orientation, Community Boundary, Air Monitoring, Source Attribution Air Quality Prioritization Activity	Refined community boundaries. Identified community air quality concerns.  <u>Outcome:</u> List of air quality concerns	Boundaries were used to define focus area for CERP actions (see Meetings #2-6). Concerns were prioritized for inclusion in Plans (see Meeting #2).
#2 May 2020	Proposed Community Boundary, Emissions Study Area, Air Quality Priorities & Next Steps; CARB Blueprint Overview	Refined community boundaries and finalized air quality priorities  <u>Outcome:</u> Community boundary and emission study area, Air Quality Priorities	Boundaries and air quality priorities were used to define focus area for CERP actions (see Meetings #3-7).
#3 June 2020	Final Community Boundary & Emissions Study Area, CERP Development Overview, Goals, Strategies, & Actions Worksheet	Refined air quality priorities goals, strategies, and actions in Plans.  <u>Outcome:</u> Finalized community boundary and emissions study area, initial ideas for CERP/CAMP goals, strategies, and actions	Initial actions were discussed and developed to address air quality priorities (see Meetings #4-7)
#4 July 2020	Truck Traffic & Rail Workshops; Truck traffic Green Paper; Railyards and Locomotives Green Paper	Discussed and developed the foundation for strategies to address each air quality priority. Ideas for actions to be written into the Plans.  <u>Outcome:</u> Focused air quality concerns to address through list of actions for CERP	Feedback on air quality priorities and concerns that CERP actions need to address and include in the Draft CERP.
#5 August 2020	Metal Processing Facilities and Green Spaces Workshops; Metals Green Paper; Green Spaces Green Paper		
#6 September 2020	Rendering & General Industrial Workshops;		

	Rendering Green Paper; General Industrial Green Paper		
#7 October 8, 2020	CERP Development Overview; Potential Actions, Goals and Metrics; Workshop Comments;	Ideas for actions for each CERP air quality priority. Staff will work with CSC members to write CERP actions  <u>Outcome:</u> Draft CERP	Feedback on proposed ideas for specific goals will be used to inform the Draft CERP.
#8 October 29, 2020	Chapter 5 Draft CERP; Proposed actions, goals, metrics; Development Process Timeline	Feedback on Draft CERP. Ideas for specific goals for each CERP action.  <u>Outcome:</u> Revised Draft CERP	Feedback on Draft CERP and ideas for specific goals will be used to inform the Draft CERP prior to Stationary Source Committee.
#9 November 2020 (TBD)	CERP final comments and CSC approval	Feedback on CERP prior to Stationary Source Committee  <u>Outcome:</u> Final CERP presented to the South Coast AQMD Governing Board	Final comments will be addressed in December 2020 Governing Board Package

Additionally, the South Coast AQMD is holding a question and answer workshop on November 5, 2020 to address any questions that CSC and community members have about the Discussion Draft CERP.

#### Key Stationary Sources in the Community

The South Coast AQMD develops and enforces air pollution regulations to reduce emissions, improve air quality and protect public health. Many South Coast AQMD rules apply to a specific type of operation or pollution source. *Figure Appendix 3a-1* describes the number of facilities in this community that are subject to some key South Coast AQMD rules to control emissions from facilities processing metals. The figure also includes information about facilities that are in important state and federal programs, which include major sources of air pollution or other types of environmental pollution.

Figure Appendix 3a-1: Key stationary sources in the Southeast Los Angeles community,<sup>1</sup> by regulatory program

	26 Facilities subject to Rule 1407 or 1420	<p><b>Rule 1407</b> reduces emissions of arsenic, cadmium, and nickel from metal melting operations.</p> <p><b>Rule 1420</b> reduces emissions of lead from facilities</p>
	4 Facilities subject to Rule 1426	<p><b>Rule 1426</b> reduces emissions from facilities performing chromium, nickel, cadmium, lead or copper electroplating operations, or chromic acid anodizing</p>
	12 Facilities subject to Rule 1469	<p><b>Rule 1469</b> reduces hexavalent chromium emissions from chromium electroplating and chromic acid anodizing operations</p>
	25 Facilities in the AB2588 program	<p><b>Assembly Bill 2588</b> (AB2588) is a statewide program that focuses on reducing air toxics pollution from facilities, and requires facilities above certain levels to disclose and/or reduce risks</p>
	30 Facilities subject to U.S. EPA Title V	<p>The <b>U.S. EPA Title V program</b> is a permitting program that includes all major sources of air pollutants across the United States.</p>
	4 Sites in U.S. EPA Superfund program	<p>The <b>U.S. EPA Superfund</b> program conducts environmental clean-ups of some of the most contaminated land, and responds to environmental emergencies, oil spills, and natural disasters</p>

### Information on Best Available Retrofit Control Technology and the AB 2588 Program

AB 617 requires air districts to implement Best Available Retrofit Control Technology (BARCT) for facilities in the state greenhouse gas cap-and-trade program by December 31, 2023. The Southeast Los Angeles community has facilities that are subject to BARCT, specifically larger facilities that are in the REgional CLean Air Incentives Market (RECLAIM) program. In addition, CARB’s Blueprint states that facilities located within the community with Risk Reduction Plans under the Assembly Bill (AB) 2588 program must be identified. Descriptions of the facilities that are subject to BARCT (specifically RECLAIM facilities) and the AB 2588 program are provided below.

### Best Available Retrofit Control Technology (BARCT)

#### RECLAIM facilities

Facilities within the RECLAIM program are typically larger facilities that have NOx emissions greater than four tons per year. The RECLAIM program<sup>2</sup> uses a market-based approach to achieve

<sup>1</sup> This data reflects facilities within both the emissions study area and community boundary.

<sup>2</sup> South Coast AQMD, RECLAIM, <http://www.aqmd.gov/home/programs/business/business-detail?title=reclaim>, Accessed September 10, 2020.

emission reductions from facilities for nitrogen oxides (NOx) and sulfur oxides (SOx) in the aggregate. However, an analysis of the RECLAIM program has shown that the ability to achieve NOx emission reductions using a market-based approach has diminished; therefore, pursuant to Board direction, RECLAIM NOx facilities will transition<sup>3</sup> to a command-and-control regulatory structure to ensure facilities meet BARCT. RECLAIM facilities that are also in the State greenhouse gas cap-and-trade program are subject to the BARCT requirements of AB 617. South Coast AQMD staff completed an analysis of the equipment at each RECLAIM facility, giving higher priority to older, higher polluting units that will need to install retrofit controls. The higher polluting units at RECLAIM facilities will be or have been evaluated for BARCT and will be subject to the following South Coast AQMD rules: Rules 1109.1,<sup>4</sup> 1110.2,<sup>5</sup> 1117,<sup>6</sup> 1118.1,<sup>7</sup> 1134,<sup>8</sup> 1135,<sup>9</sup> 1146, 1146.1, 1146.2,<sup>10</sup> 1147, 1147.1,<sup>11</sup> and 1147.2.<sup>12</sup> A BARCT assessment includes an evaluation of emission limits for existing units, South Coast AQMD regulatory requirements, other regulatory requirements, and pollution control technologies. Table Appendix 3a-2 lists the RECLAIM facilities that may be subject to BARCT. Identification of facilities in the State cap-and-trade program is pending verification from CARB.

---

<sup>3</sup> For more information on the RECLAIM transition please see: <http://www.aqmd.gov/home/rules-compliance/reclaim-transition>.

<sup>4</sup> South Coast AQMD, PR 1109.1: Refinery Equipment, <http://www.aqmd.gov/home/rules-compliance/rules/scaqmd-rule-book/proposed-rules#1109.1>, Accessed September 10, 2020.

<sup>5</sup> South Coast AQMD, PAR 1110.2: Emissions from Gaseous and Liquid-Fueled Engines, <http://www.aqmd.gov/home/rules-compliance/rules/scaqmd-rule-book/proposed-rules#1110.2>, Accessed September 10, 2020.

<sup>6</sup> South Coast AQMD, Rule 1117: Emissions of Oxides of Nitrogen from Glass Melting Furnaces, <http://www.aqmd.gov/docs/default-source/rule-book/reg-xi/rule-1117.pdf>, Accessed September 10, 2020.

<sup>7</sup> South Coast AQMD, PR 1118.1: Control of Emissions from Non-Refinery Flares, <https://www.aqmd.gov/home/rules-compliance/compliance/r1118-1>, Accessed September 10, 2020.

<sup>8</sup> South Coast AQMD, PAR 1134: Emissions of Oxides of Nitrogen, <http://www.aqmd.gov/home/rules-compliance/rules/scaqmd-rule-book/proposed-rules#1134>, Accessed September 10, 2020.

<sup>9</sup> South Coast AQMD, PAR 1135: Emissions of Oxides of Nitrogen from Electricity Generating Facilities, <http://www.aqmd.gov/home/rules-compliance/rules/scaqmd-rule-book/proposed-rules#1135>, Accessed September 10, 2020.

<sup>10</sup> South Coast AQMD, PAR 1146, 1146.1, 1146.2: Emissions of Oxides of Nitrogen from Industrial, Institutional, and Commercial Boilers, Steam Generators, and Process Heaters; Emissions of Oxides of Nitrogen from Small Industrial, Institutional, and Commercial Boilers, Steam Generators, and Process Heaters; Emissions of Oxides of Nitrogen from Large Water Heaters and Small Boilers and Process Heaters; and - Implementation Schedule for NOx Facilities, <http://www.aqmd.gov/home/rules-compliance/rules/scaqmd-rule-book/proposed-rules#1146>, Accessed September 10, 2020.

<sup>11</sup> South Coast AQMD, PAR 1147, 1147.1: NOx Reductions from Miscellaneous Sources, NOx Reductions from Large Miscellaneous Combustion, <http://www.aqmd.gov/home/rules-compliance/rules/scaqmd-rule-book/proposed-rules#1147>, Accessed September 10, 2020.

<sup>12</sup> South Coast AQMD, PAR 1147.2: NOx Reductions from Metal Processing Equipment, <http://www.aqmd.gov/home/rules-compliance/rules/scaqmd-rule-book/proposed-rules#1147.2>, Accessed September 10, 2020.

Table Appendix 3a-2: List of NOx RECLAIM facilities within the Southeast Los Angeles community<sup>13</sup>

Facility ID	RECLAIM Facility Name	Facility Address	Cap-and-Trade Facility (Yes/No) <sup>14</sup>
7427	OWENS-BROCKWAY GLASS CONTAINER INC	2901-23 FRUITLAND AVE, VERNON, CA, 90058	Yes
11435	PQ CORPORATION	8401 QUARTZ AVE, SOUTH GATE, CA, 90280-2536	No
12155	ARMSTRONG FLOORING INC	5037 PATATA ST, SOUTH GATE, CA, 90280-3555	No
14502	VERNON PUBLIC UTILITIES	4990 SEVILLE AVE, VERNON, CA, 90058-2901	No
16338	KAISER ALUMINUM FABRICATED PRODUCTS, LLC	6250 E BANDINI BLVD, LOS ANGELES, CA, 90040	Yes
16639	SHULTZ STEEL CO	5321 FIRESTONE BLVD, SOUTH GATE, CA, 90280-3699	Yes
20203	RECONSERVE OF CALIFORNIA-LOS ANGELES INC	9112 GRAHAM AVE, LOS ANGELES, CA, 90002-1436	No
45746	PABCO BLDG PRODUCTS LLC,PABCO PAPER, DBA	4460 PACIFIC BLVD, VERNON, CA, 90058-2206	Yes
192519	LEGACY BY-PRODUCTS LLC	4105 BANDINI BLVD, VERNON, CA, 90058	No
63180	DARLING INGREDIENTS INC.	2626 E 25TH ST, LOS ANGELES, CA, 90058	Yes
89248	OLD COUNTRY MILLWORK INC	1212 E 58TH PL, LOS ANGELES, CA, 90001	No
124838	EXIDE TECHNOLOGIES, LLC	2700 S INDIANA ST, VERNON, CA, 90058	No
144455	LIFOAM INDUSTRIES, LLC	2340 E 52ND ST, VERNON, CA, 90058-3444	No
155474	BICENT (CALIFORNIA) MALBURG LLC	4963 S SOTO ST, VERNON, CA, 90058-2911	Yes
800016	BAKER COMMODITIES INC	4020 BANDINI BLVD, VERNON, CA, 90058	Yes
800080	LUNDAY-THAGARD CO DBA WORLD OIL REFINING	9301 GARFIELD AVE, SOUTH GATE, CA, 90280-3898	Yes

*Non-RECLAIM facilities*

As a result of the BARCT assessment conducted for RECLAIM facilities, some equipment at non-RECLAIM facilities will also be affected and will be required to meet BARCT NOx emissions. The BARCT assessment is still currently being conducted for a number of rules and the list of affected non-RECLAIM facilities that may be subject to additional requirements is being developed.

<sup>13</sup> This data reflects facilities within both the emissions study area and community boundary.

<sup>14</sup> Cap-and-Trade designation by CARB for 2019.

## AB 2588 Program

The AB 2588 Program<sup>15</sup> is a statewide program that requires air districts to inventory air toxics from individual facilities.<sup>16</sup> The AB 2588 program is implemented in South Coast AQMD through Rule 1402 - Control of Toxic Air Contaminants from Existing Sources<sup>17</sup> which requires certain facilities to conduct Health Risk Assessments to assess the health risk (long-term versus short-term) to the surrounding community. Facilities are required to submit Health Risk Assessments<sup>18</sup> based upon the toxicity and volume of toxic air contaminants released within proximity to potential receptors (e.g., hospitals, residences, work sites). Depending on the risk, facilities may be required to provide public notices and hold a public meeting. If a facility is determined to exceed the significant risk level, as determined by each air district, they are required to reduce this risk by submitting a Risk Reduction Plan (RRP).<sup>19</sup> The RRP outlines what measures (e.g., high-efficiency particulate air (HEPA) filters) the facility will incorporate to reduce their risk. (Some facilities may be subject to the AB 2588 program, but do not exceed the action risk threshold and therefore are not required to submit a RRP.) Under Rule 1402, some facilities may also choose to voluntarily reduce their risk by submitting a voluntary RRP (VRRP).<sup>20</sup> If a facility has an approved VRRP, the risks will be reduced below the voluntary risk threshold. Table Appendix 3a-3<sup>21</sup> shows facilities within the Southeast Los Angeles community that are currently in the AB 2588 program in the South Coast AQMD. This table includes the facility name, location address, and the most recent status under the AB 2588 program. Facilities in the AB 2588 program without a RRP or VRRP will have the prioritization level (High, Intermediate, or Low)<sup>22</sup> and what year the prioritization was conducted listed as the status. Prioritization is based on reporting every four years.

---

<sup>15</sup> South Coast AQMD, Air Toxics “Hot Spots” Program (AB 2588), <http://www.aqmd.gov/home/rules-compliance/compliance/toxic-hot-spots-ab-2588>, Accessed September 10, 2020.

<sup>16</sup>The South Coast AQMD’s AB 2588 Program incorporates the requirements of the state AB 2588 program, as well as additional and/or more stringent requirements.

<sup>17</sup> South Coast AQMD, Rule 1402 – Control of Toxic Air Contaminants from Existing Sources, <http://www.aqmd.gov/docs/default-source/rule-book/reg-xiv/rule-1402.pdf>, Accessed September 10, 2020.

<sup>18</sup> South Coast AQMD, Health Risk Assessment, <http://www.aqmd.gov/home/rules-compliance/compliance/toxic-hot-spots-ab-2588/health-risk-assessment>, Accessed September 10, 2020.

<sup>19</sup> South Coast AQMD, Risk Reduction, <http://www.aqmd.gov/home/rules-compliance/compliance/toxic-hot-spots-ab-2588/risk-reduction>, Accessed September 10, 2020.

<sup>20</sup> Some facilities may have submitted applications for a VRRP; however, if the facility is found to be already under the voluntary risk threshold, no further reduction measures are required.

<sup>21</sup> Facilities listed in the table are reducing risk or in the process of reducing risk.

<sup>22</sup> Facilities designated as high priority are required to submit Health Risk Assessments to assess the risk to their surrounding community based on their air toxics emissions. Facilities ranked as Intermediate priority are required to submit a complete toxics inventory once every four years. Facilities ranked as low priority are exempt from reporting.

Table Appendix 3a-3: List of facilities in the AB 2588 program within the Southeast Los Angeles community<sup>23</sup>

Facility ID	Facility Name	Facility Address	Status within the AB 2588 Program
4988	SULLY MILLER CONTRACTING CO.	5625 SOUTHERN AVE, SOUTH GATE, CA, 90280	Prioritization from 2017 - Intermediate
7427	OWENS-BROCKWAY GLASS CONTAINER INC	2901-23 FRUITLAND AVE, VERNON, CA, 90058	Prioritization from 2019 - Intermediate
7796	TECHNI-CAST CORP	11220 S GARFIELD AVE, SOUTH GATE, CA, 90280	Prioritization from 2017 - Intermediate
8015	ANADITE INC	10647 GARFIELD AVE, SOUTH GATE, CA, 90280	Prioritization from 2019 - Low
11298	PACIFIC ALLOY CASTINGS INC	5900-10 E FIRESTONE BLVD, SOUTH GATE, CA, 90280	Prioritization from 2017 - Low
11435	PQ CORPORATION	8401 QUARTZ AVE, SOUTH GATE, CA, 90280	Prioritization from 2019 - Low
14502	VERNON PUBLIC UTILITIES	4990 SEVILLE AVE, VERNON, CA, 90058	Prioritization from 2017 - Low
16338	KAISER ALUMINUM FABRICATED PRODUCTS, LLC	6250 E BANDINI BLVD, LOS ANGELES, CA, 90040	Prioritization from 2018 - Low
16639	SHULTZ STEEL CO	5321 FIRESTONE BLVD, SOUTH GATE, CA, 90280	Prioritization from 2017 - Intermediate
19194	EPPINK OF CALIFORNIA	11900 CENTER ST, SOUTH GATE, CA, 90280	Prioritization from 2018 - Low
20000	BELL FOUNDRY CO	5310 SOUTHERN AVE, SOUTH GATE, CA, 90280	Prioritization from 2017 - Intermediate
20280	METAL SURFACES INTERNATIONAL, LLC	6048-60 SHULL ST, BELL GARDENS, CA, 90201	Prioritization from 2019 - Low
23500	COMMERCIAL SANDBLAST CO	2678 E 26TH ST, VERNON, CA, 90058	Prioritization from 2018 - Low
75513	ASSOCIATED READY MIXED CONCRETE INC	2730 E WASHINGTON BLVD, LOS ANGELES, CA, 90023	Prioritization from 2017 - Intermediate
126191	STERIGENICS US, INC.	4801-63 E 50TH ST, LOS ANGELES, CA, 90058	Prioritization from 2019 - Intermediate
126197	STERIGENICS US, INC.	4900 S GIFFORD AVE, LOS ANGELES, CA, 90058	Prioritization from 2019 - Low
155474	BICENT (CALIFORNIA) MALBURG LLC	4963 S SOTO ST, VERNON, CA, 90058	Prioritization from 2016 - Intermediate
157451	BENDER CCP INC	2150 E 37TH ST, VERNON, CA, 90058	Prioritization from 2017 - Low
174710	TESORO LOGISTICS, VINVALE TERMINAL	8601 S GARFIELD AVE, SOUTH GATE, CA, 90280	Prioritization from 2019 - Intermediate

<sup>23</sup> This data reflects facilities within both the emissions study area and community boundary.



Facility ID	Facility Name	Facility Address	Status within the AB 2588 Program
182752	TORRANCE LOGISTICS COMPANY LLC	2619 & 2709 E. 37TH ST, VERNON, CA, 90058	Prioritization from 2019 - Low
183926	EVONIK CORPORATION	3305 E 26TH ST, LOS ANGELES, CA, 90058	Prioritization from 2016 - High
187885	SMITHFIELD PACKAGED MEATS CORP	3049 E VERNON AVE, VERNON, CA, 90058	Prioritization from 2017 - Intermediate
189638	GRISWOLD INDUSTRIES	8616 OTIS ST, SOUTH GATE, CA, 90280	Prioritization from 2016 - Intermediate
800080	LUNDAY-THAGARD CO DBA WORLD OIL REFINING	9301 GARFIELD AVE, SOUTH GATE, CA, 90280	Prioritization from 2019 - Low
800320	AMVAC CHEMICAL CORP	4100 E WASHINGTON BLVD, LOS ANGELES, CA, 90023	Prioritization from 2019 - Intermediate

### Technology Clearinghouse

South Coast AQMD staff have been conducting Best Available Control Technology (BACT) analyses and working closely with CARB to provide data for the Technology Clearinghouse. Requirements for Toxics-Best Available Control Technology (T-BACT) are established through the adoption and amendment of rules affecting air toxics (i.e., Regulation XIV). Staff will reference the Technology Clearinghouse and applicable air toxic rule requirements (inclusive of state Air Toxic Control Measures (ATCMs) and federal National Emission Standards for Hazardous Air Pollutants (NESHAPs), when available, to evaluate potential tightening of South Coast AQMD rules through the rule development process. Permit considerations for both new and modified sources throughout the district are based on rule requirements.

### Community Air Pollution Profile Details and Related Data

Understanding what air pollution sources exist in the community and what air pollutants come from these sources helps identify key issues that can be addressed through CERP actions. This section presents data based on previous cumulative impact studies<sup>24</sup> to describe the impacts of toxic air pollutants in this community, as well as other environmental pollution, public health factors, and social and economic factors that make people more sensitive or vulnerable to the health effects of pollution.<sup>25</sup>

Air toxics are one group of air pollutants that can affect public health on a local community scale. This includes pollutants from diesel exhaust, metal particulate pollutants (e.g., hexavalent chromium, lead, arsenic, nickel, etc.), and gases (e.g., benzene, formaldehyde, etc.). The South

<sup>24</sup> More information regarding MATES IV and the final report can be found on South Coast AQMD's website at <http://www.aqmd.gov/home/air-quality/air-quality-studies/health-studies/matesiv>.

<sup>25</sup> Office of Environmental Health Hazard Assessment. CalEnviroScreen 3.0. <https://oehha.ca.gov/calenviroscreen/report/calenviroscreen-30>, Accessed September 10, 2020.

Coast AQMD conducts the Multiple Air Toxics Exposure Study (MATES) every few years to understand the cumulative health impacts of air toxics in communities across the region. The most recently completed study was MATES IV, which was released in 2015, and used air toxics monitoring, emissions inventories, modeling, and health risk assessment techniques to calculate the cancer risk due to toxic air pollutants (“air toxics cancer risk”).<sup>26</sup> MATES V is currently in progress. Based on MATES IV modeled data, approximately three-quarters of the air toxics cancer risk in the Basin is due to diesel particulate matter (Figure Appendix 3a-2). The average air toxics cancer risk in the Southeast Los Angeles community is higher than the Basin-wide average and dominated by diesel particulate matter.

Figure Appendix 3a-2: Air toxics cancer risk, based on MATES IV modeled data

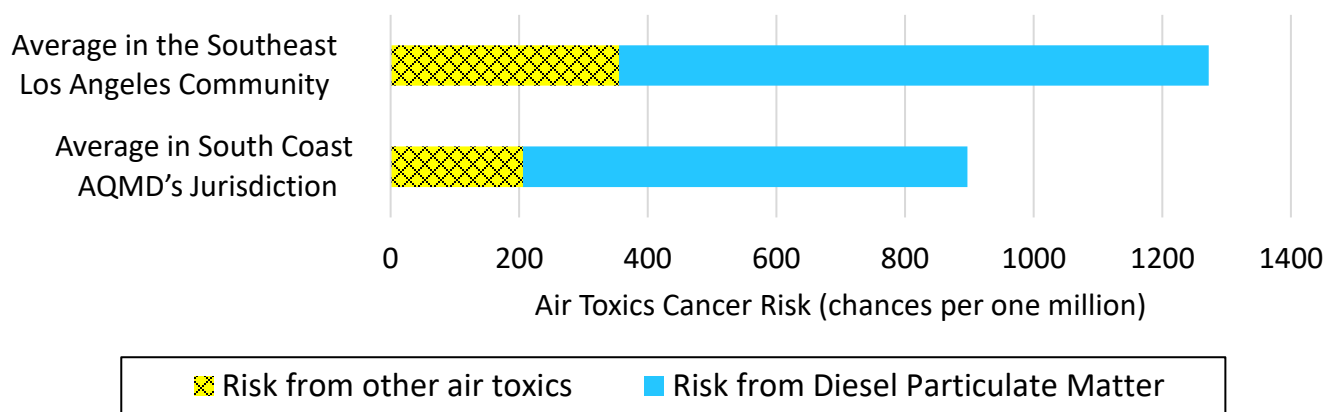



Figure Appendix 3a-3: Diesel mobile sources in Southeast Los Angeles



Mobile sources include trucks, ships, trains, cars, buses, and other mobile equipment. Much of this equipment is powered by diesel, which is the air toxic pollutant with the highest impact in

<sup>26</sup> More information regarding MATES IV and the final report can be found on South Coast AQMD’s website at: <http://www.aqmd.gov/home/air-quality/air-quality-studies/health-studies/matesiv>.

this community. The community includes more than 2.65 miles of freeways and two railyards, and many of these are located near residential areas (*Figure Appendix 3a-3*).

Understanding the community's public health and socioeconomic profile helps to provide context for the work being done through this CERP. CalEnviroScreen 3.0 is a screening tool developed by the California Office of Environmental Health Hazard Assessment (OEHHA) that is used to identify communities that are most affected by various sources of pollution, and where people are especially vulnerable to the effects of pollution. The CalEnviroScreen 3.0 data show that this community has public health factors, as well as social and economic factors, that make the community more sensitive and vulnerable to the harmful effects of air pollution compared to statewide averages (

Figure Appendix 3a-4 and

Figure Appendix 3a- 5). These data show that, on average, the Southeast Los Angeles community has generally worse public health factors and more social and economic disadvantages compared to California as a whole. The public health factors specifically show that this community has higher rates of emergency department visits for asthma and heart disease, and babies born with a low weight in comparison to statewide averages.

Figure Appendix 3a-4: CalEnviroScreen 3.0 scores for public health factors in Southeast Los Angeles compared to statewide averages

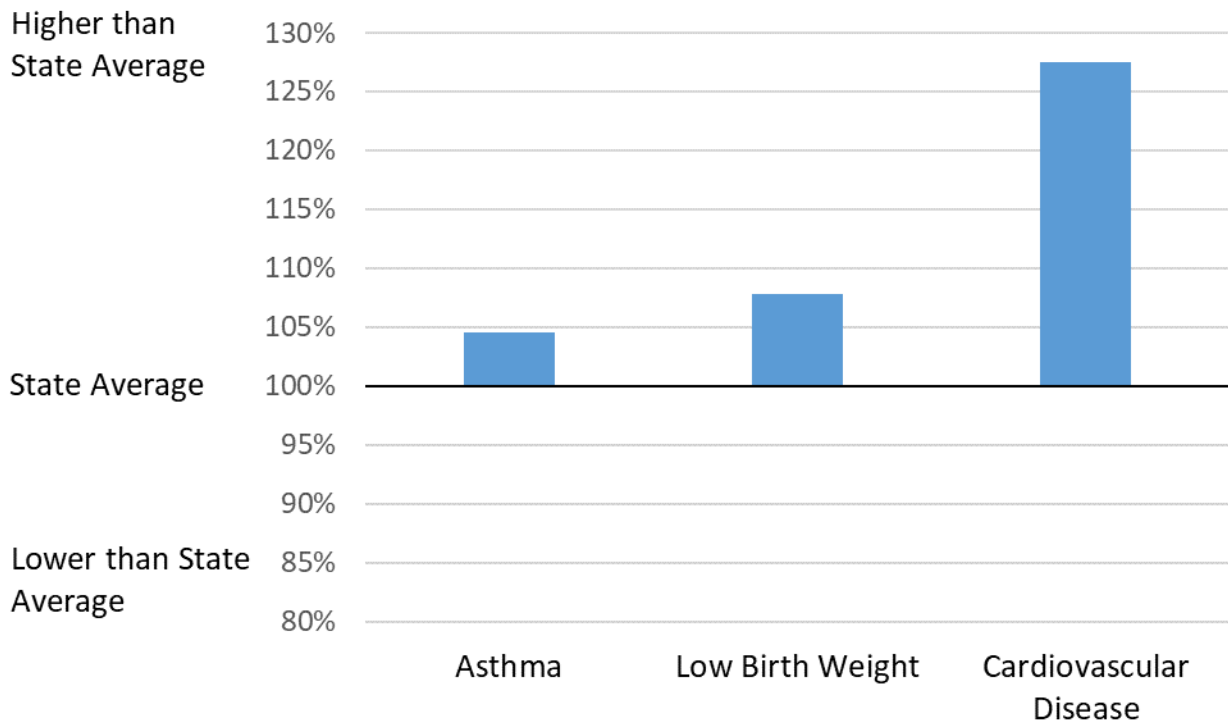
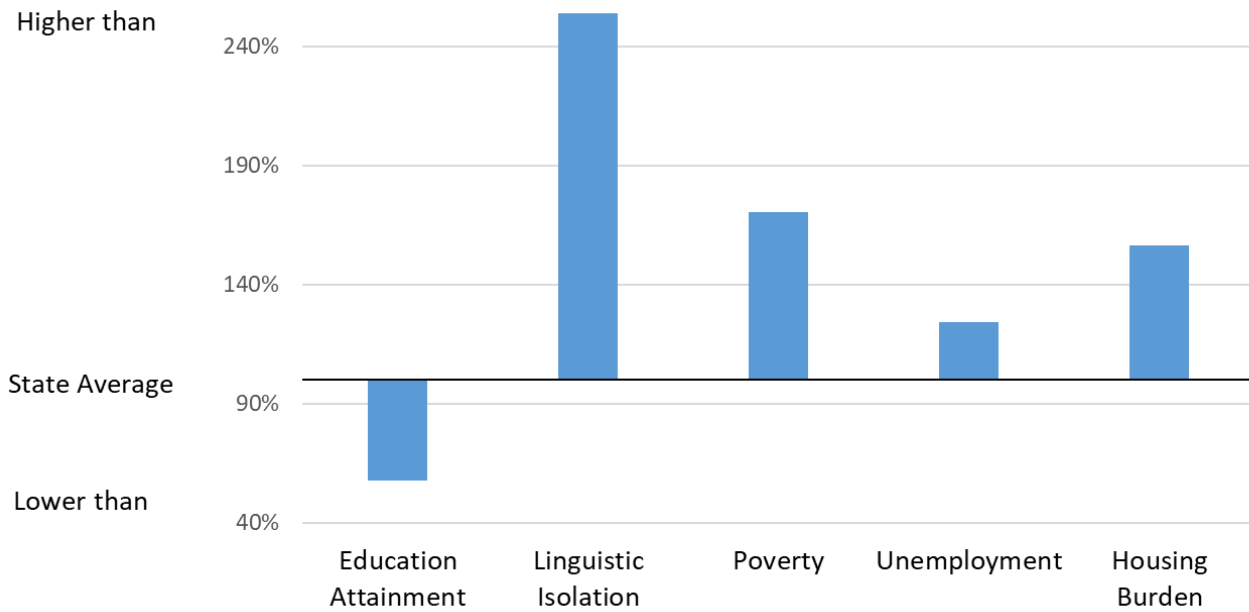


Figure Appendix 3a- 5: CalEnviroScreen 3.0 scores for social and economic factors in Southeast Los Angeles compared to statewide averages<sup>27, 28</sup>



<sup>27</sup> The metric of Educational Attainment in CalEnviroScreen 3.0 is defined as the percent of people whose highest level of education is less than a high school education. A lower percentile score shown in the blue bar on the graph for this metric means the community has fewer people who have completed a high school education.

<sup>28</sup> The metric of Linguistic Isolation in CalEnviroScreen 3.0 is defined as the percent of households where no one over age 14 speaks English well. A higher percentile score shown in the blue bar on the graph for this metric means there are more households that meet this definition.